

FEMA National Watch Center

Daily Operations Briefing

Sunday, April 30, 2023

8:30 a.m. ET



FEMA

National Current Ops / Monitoring

New Significant Incidents / Ongoing Ops

- No new significant incidents / operations

Hazard Monitoring

- Heavy Rain / Flash Flooding – Mid Atlantic and Northeast
- Severe Thunderstorms – Southeast to Mid Atlantic
- Heavy Snow – Upper Great Lakes

Disaster Declaration Activity

- No new declaration activity

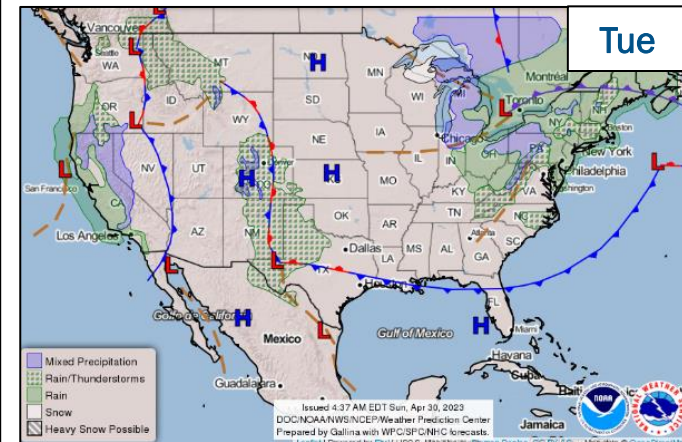
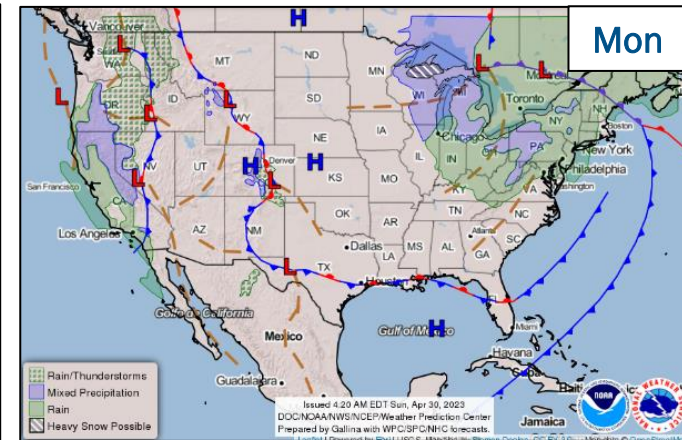
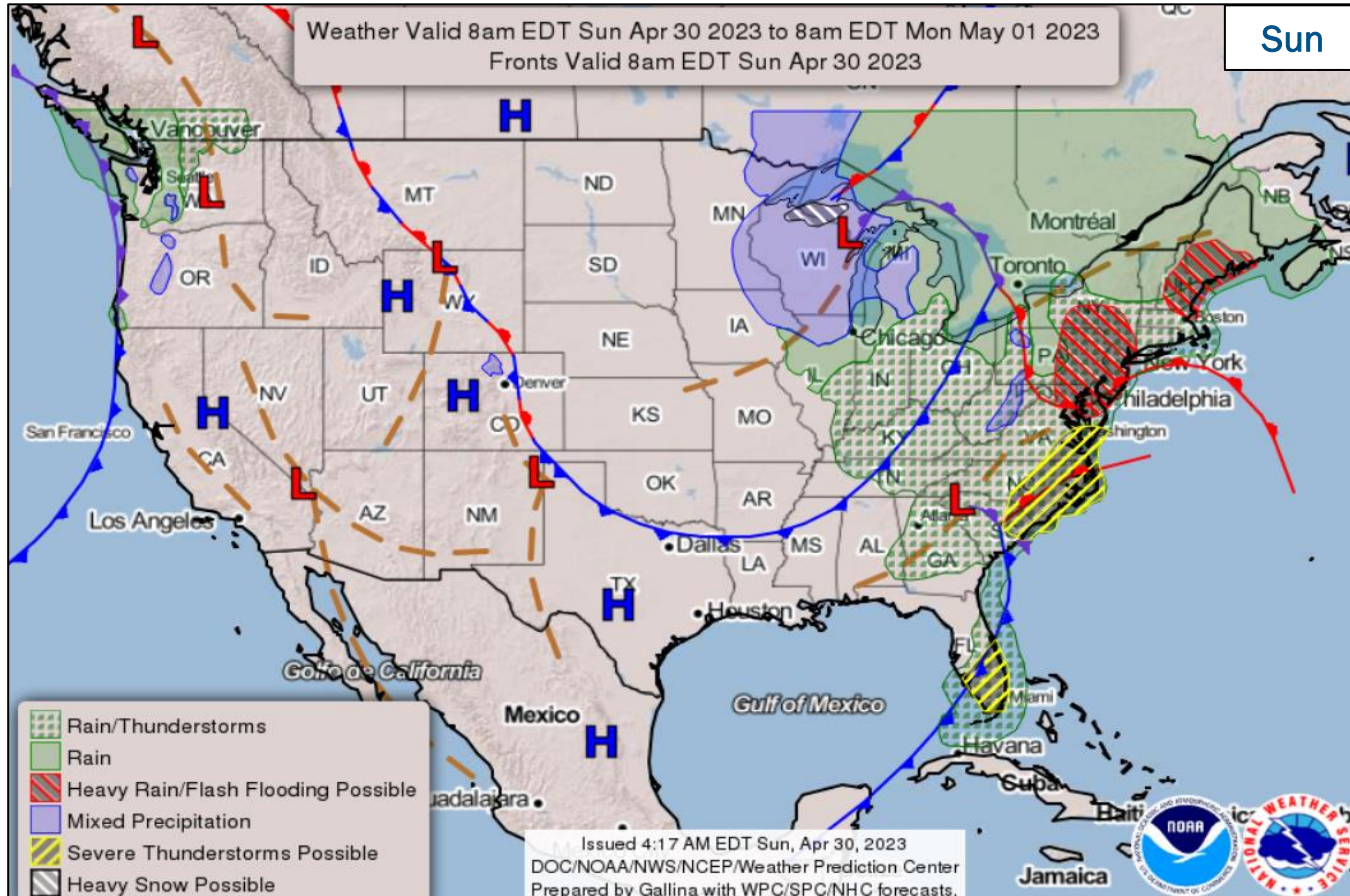
Event Monitoring

- No significant events



FEMA

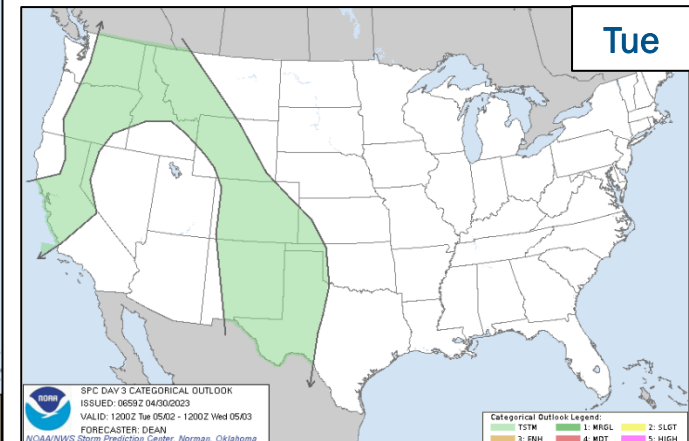
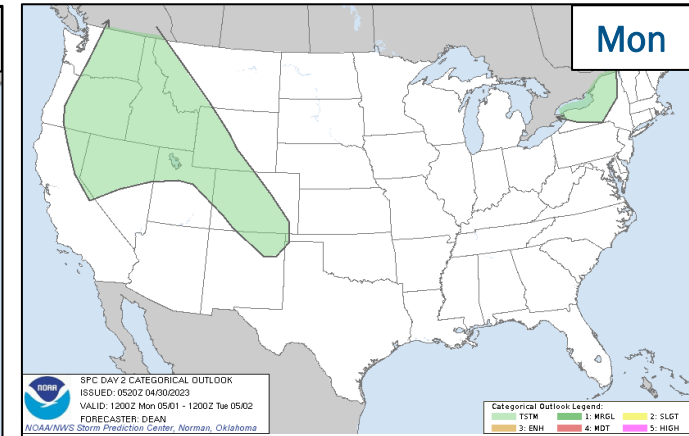
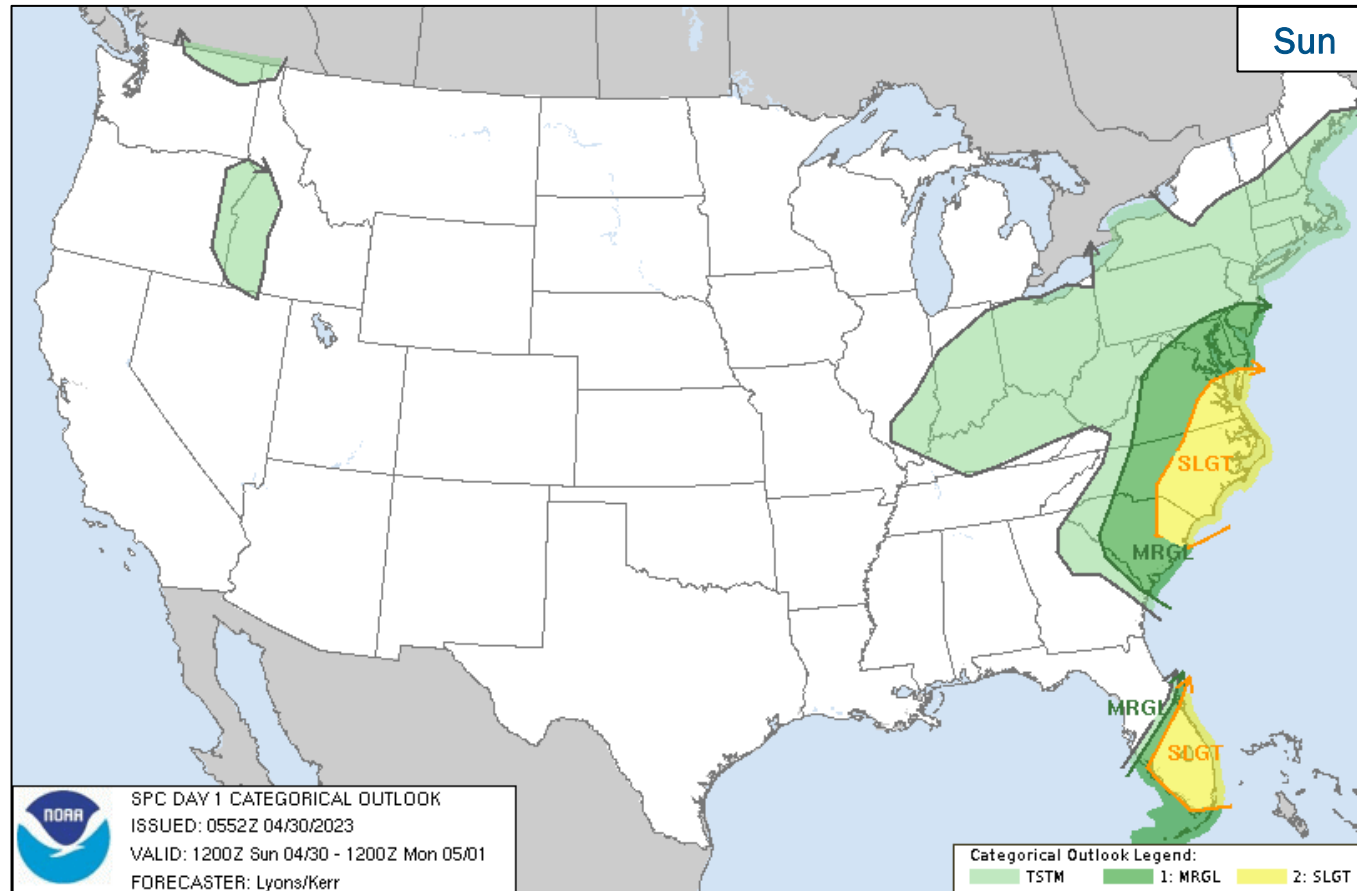
National Weather Forecast



FEMA

National Watch Center

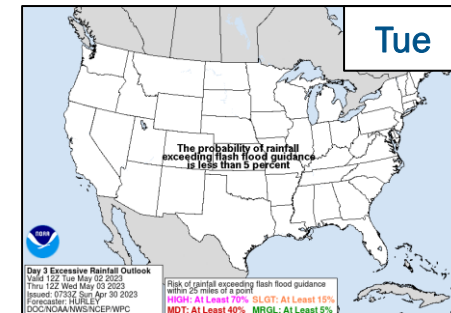
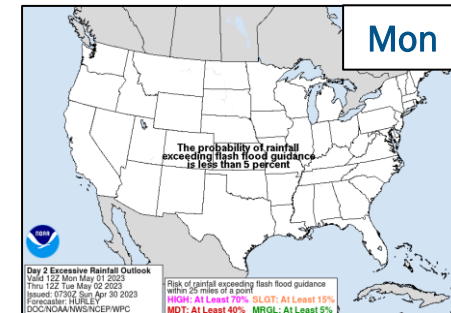
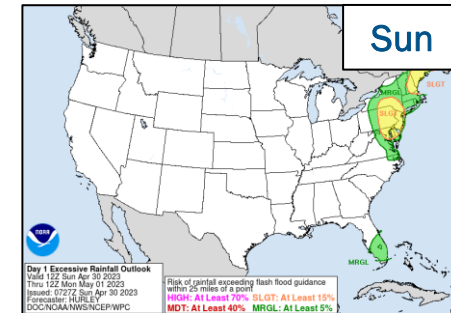
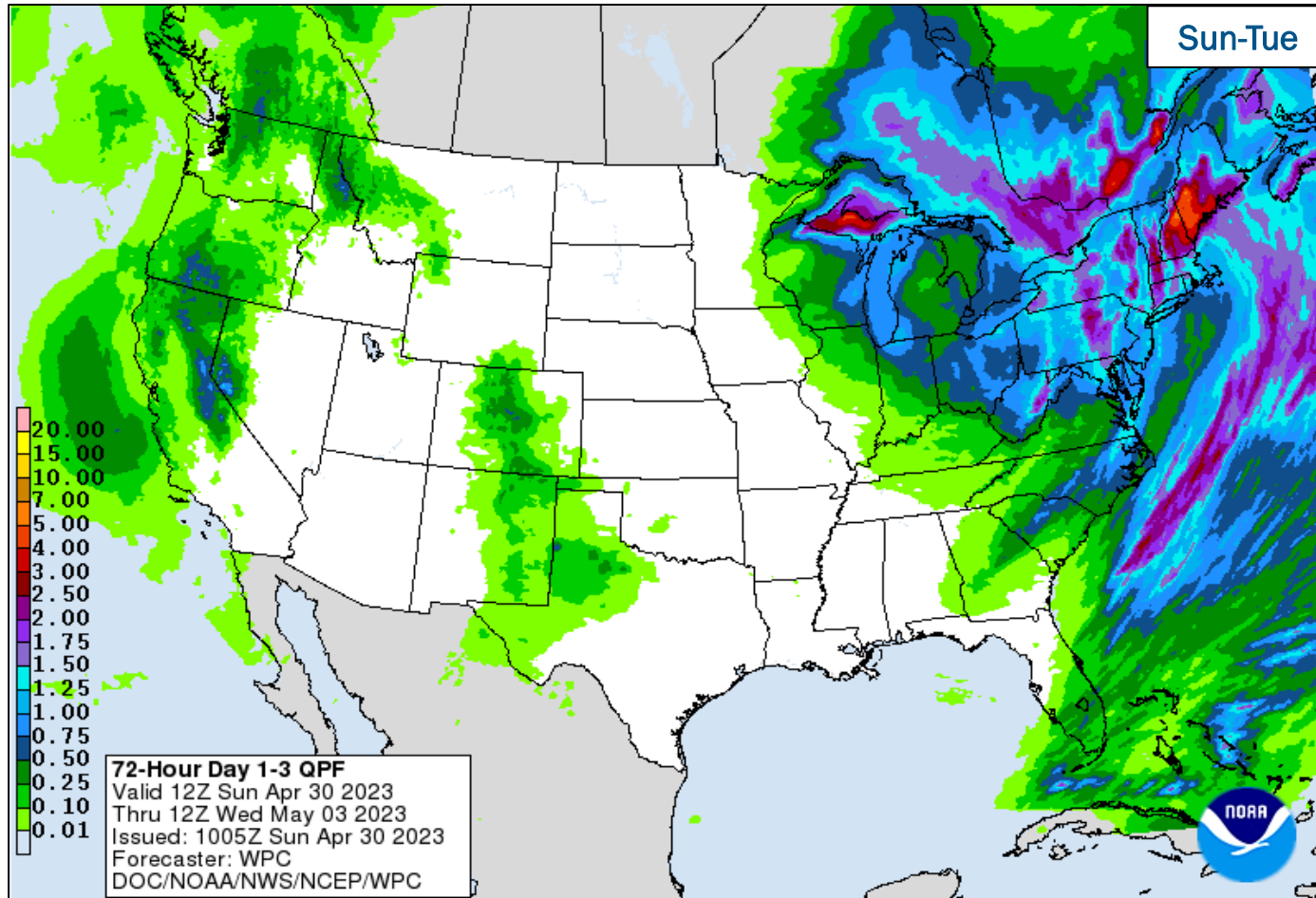
Severe Weather Outlook



FEMA

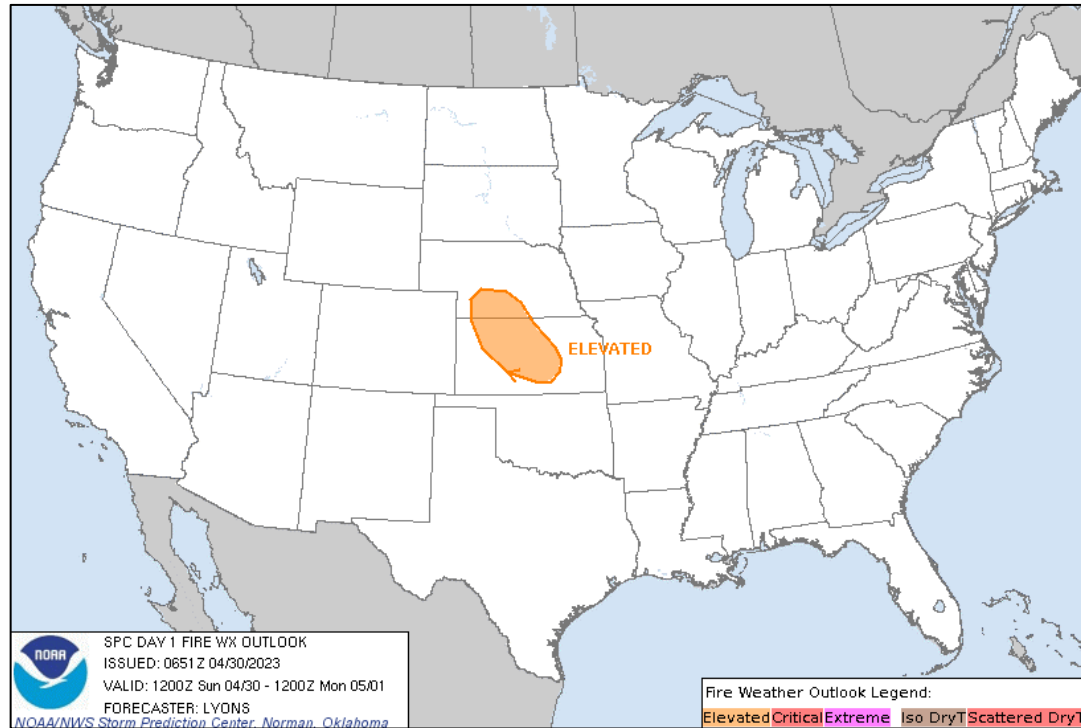
National Watch Center

Precipitation & Excessive Rainfall

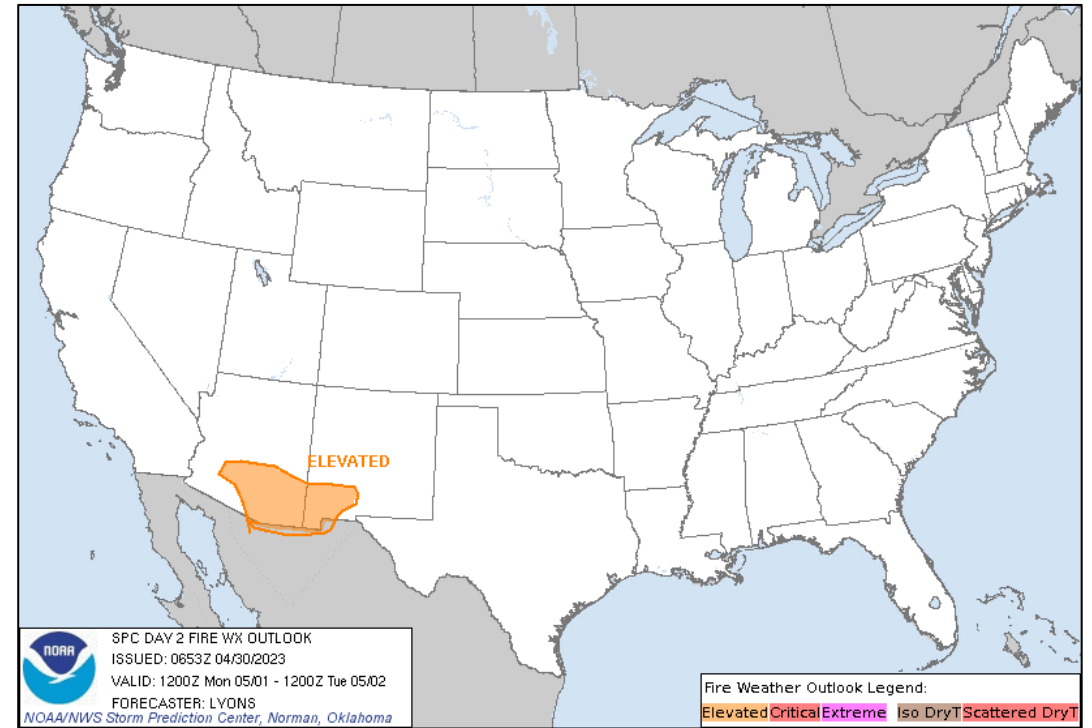


FEMA

Fire Weather Outlook



Today



Tomorrow



FEMA

National Watch Center

FEMA Common Operating Picture

10 + **7** + **60** + **4** + **9** + **12**
 Joint Field Offices Virtual Joint Field Offices Supporting Major Disasters Emergency Declarations Direct Housing Missions RSF-Supported Disasters

Sunday
 April 30, 2023
 8:30 a.m. ET

| FEMA HQ | |
|--|---|
| NWC | NRCC |
| Monitoring | Rostered |
| FEMA REGIONS | |
| Watch | RRCC |
| Monitoring | I Rostered |
| Monitoring | II Rostered |
| Monitoring | III Rostered |
| Monitoring | IV Rostered |
| Monitoring | V Rostered |
| Monitoring | VI Rostered |
| Enhanced | VIII Rostered |
| Monitoring | IX Rostered |
| Monitoring | X Rostered |
| Notes: | |
| RWC/RRCC: • Region VIII: Day shift (Flooding) | State EOCs: • AL/LI/MS/OK/TN/TX: Severe Weather • FL: TC Ian • CA/IA/MT/MN/NV/UT: Flooding • CO: Avian Influenza, Public Health Support, and Suncor Refinery • AZ/CO: SW Border Coordination • WY: Winter Weather • AS: Measles Outbreak • CA/DC/MD/WV: COVID Support |
| Surge Capacity Force | |
| Rostered 7,322 | Deployed 0 |

| N-IMATs | |
|---------------------|-------------------|
| 2-4 Teams Available | |
| Red | |
| White | |
| Blue | |
| Gold | |
| R-IMATs | |
| 4-6 Teams Available | |
| I | NH |
| II | Personnel |
| III | |
| IV-1 | MS |
| IV-2 | TN |
| V | IN |
| VI-1 | AR |
| VI-2 | TX/OK |
| VII | Training/Exercise |
| VIII | |
| IX-1 | Reconstituting |
| IX-2 | CA |
| X | 1 |

| REGIONAL BREAKDOWN | | | |
|--------------------|----------|----|----|
| | JFO/VJFO | DR | EM |
| I | 1/0 | 6 | 0 |
| II | 1/2 | 4 | 1 |
| III | 1/0 | 3 | 0 |
| IV | 4/1 | 13 | 2 |
| V | 0/0 | 1 | 0 |
| VI | 2/1 | 6 | 0 |
| VII | 0/0 | 0 | 0 |
| VIII | 0/1 | 5 | 0 |
| IX | 0/1 | 12 | 1 |
| X | 1/1 | 10 | 0 |



Sacramento, CA
 DR-4683-CA
 • RIX IMAT-2



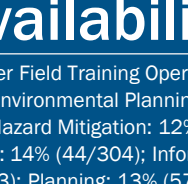
Indianapolis, IN
 DR-4704-IN
 • RV IMAT



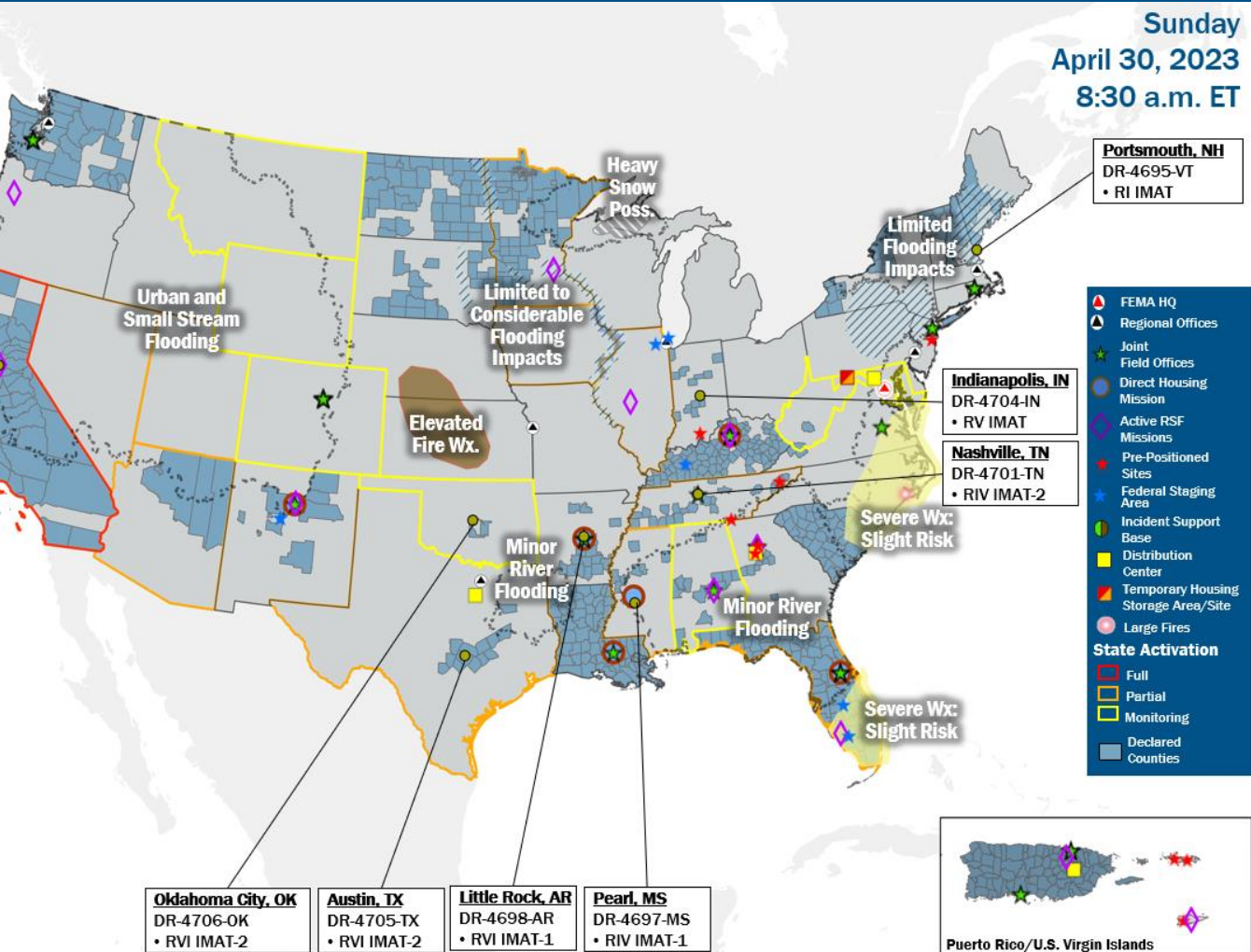
Nashville, TN
 DR-4701-TN
 • RIV IMAT-2



Oklahoma City, OK
 DR-4706-OK
 • RVI IMAT-2



Austin, TX
 DR-4705-TX
 • RVI IMAT-2



Portsmouth, NH
 DR-4695-VT
 • RI IMAT

Indianapolis, IN
 DR-4704-IN
 • RV IMAT

Nashville, TN
 DR-4701-TN
 • RIV IMAT-2

Oklahoma City, OK
 DR-4706-OK
 • RVI IMAT-2

Austin, TX
 DR-4705-TX
 • RVI IMAT-2

Little Rock, AR
 DR-4698-AR
 • RVI IMAT-1

Pearl, MS
 DR-4697-MS
 • RIV IMAT-1



FEMA HQ
 Regional Offices
 Joint Field Offices
 Direct Housing Mission
 Active RSF Missions
 Pre-Positioned Sites
 Federal Staging Area
 Incident Support Base
 Distribution Center
 Temporary Housing Storage Area/Site
 Large Fires

State Activation
 Full
 Partial
 Monitoring
 Declared Counties

IM Workforce

13,413 Assigned
 4,286 (-60) Unavailable
 5,884 (-100) Deployed

24% (+1) / 3,243 (+160) Available

IM Cadre Availability ≤ 25% Availability

Civil Rights: 15% (20/131); Disaster Field Training Operations: 23% (21/92); Disability Integration: 5% (3/59); External Affairs: 22% (111/499); Environmental Planning and Historic Preservation: 14% (115/824); Field Leadership: 13% (18/138); Hazard Mitigation: 12% (150/1,215); Human Resources: 13% (21/165); Interagency Recovery Coordination: 14% (44/304); Information Technology: 23% (145/620); Operations: 15% (52/347); Public Assistance: 11% (241/2,173); Planning: 13% (57/448); Safety: 7% (6/80); Security: 15% (22/143)

MERS ≥ 66%

36 Assigned
 0 Unavailable
 0 Deployed

36 Available

US&R ≥ 66%

28 Assigned
 2 Unavailable
 0 Deployed

26 Available

FCO ≤ 1 Type I

48 Assigned
 5 Unavailable
 37 (27 FCOR) Deployed

6 Available

Joint Preliminary Damage Assessments

| Region | State / Location | Incident | IA | Number of Counties | | Start - End |
|--------|--------------------|---|----|--------------------|----------|-------------|
| | | | PA | Requested | Complete | |
| I | NH | Snow Storm Mar 13-15 | IA | 0 | 0 | N/A |
| | | | PA | 3 | 0 | 4/10 - TBD |
| II | NY | Severe Winter Storm Dec 23-25 | IA | 0 | 0 | N/A |
| | | | PA | 7 | 5 | 1/24 - TBD |
| VI | TX | Winter Storm Jan 29 and continuing | IA | 0 | 0 | N/A |
| | | | PA | 29 | 18 | 3/6 - TBD |
| IX | CA | Severe Weather and Flooding Mar 9 and continuing | IA | 16 | 15 | 3/18 - TBD |
| | | | PA | 43 | 42 | 3/18 - TBD |
| | Trinidad Rancheria | Severe Weather Mar 18 and continuing | IA | 0 | 0 | N/A |
| | | | PA | 1 | 0 | 5/2 - TBD |



FEMA

Declaration Requests in Process – 8

| State / Tribe / Territory – Incident Description | Type | IA | PA | HM | Requested |
|--|------|----|----|----|-----------|
| Choctaw Nation of Oklahoma – Tornadoes | DR | | X | X | Jan 3 |
| CA – Heat Dome and Wildfires (Appeal) | DR | | X | X | Mar 5 |
| ND – Severe Winter Storms | DR | | X | X | Mar 21 |
| KY – Severe Storms, Straight-line Winds, Flooding, Landslides, and Mudslides | DR | | X | X | Mar 27 |
| IL – Severe Storm, Straight-line Winds, & Tornadoes | EM | | X | | Apr 5 |
| SBLI* – Severe Winter Storm and Flooding | DR | | X | X | Apr 21 |
| SBLI* – Severe Storm and Flooding | DR | | X | X | Apr 21 |
| AL - Severe Storm, Straight-line Winds, and Tornadoes | DR | X | X | X | Apr 25 |

**Soboba Band of Luiseño Indians*



FEMA



FEMA

Helping people before, during, and after disasters.



Scan to subscribe to this briefing.