

The Disaster Center is dedicated to the idea that disaster mitigation is cost effective and individuals pursuing their own interest are the greatest potential force for disaster reduction.

Please consider making a small donation to the Disaster Center



When disaster mitigation is cost effective, we are on the road to bringing disasters to an end.



# FEMA

## Daily Operations Briefing

Thursday, April 30, 2020

8:30 a.m. ET

# National Current Operations & Monitoring



FEMA

## Significant Incidents or Threats:

- COVID-19
- Heavy Rain – Eastern US
- Possible Flash Flooding - Mid Atlantic

**Declaration Activity:** None

# COVID-19 Update



**Situation:** FEMA, HHS, and federal partners are working with our state, local, tribal, and territorial governments to execute a whole-of-America response to the COVID-19 pandemic. The President released Guidelines for Opening American Up Again and the Federal Government is continuing to work with governors across the country to ensure they have the equipment, supplies, and testing resources they need to reopen safely and responsibly. The HHS Secretary issued a renewal of the January 31 COVID-19 Public Health Emergency Declaration for 90 days.

- FEMA NRCC remains at Level I in unified effort with HHS SOC; all FEMA RRCs activated
- FEMA IMAT-A teams deployed to 27 states/territories; LNOs deployed to 37 states/territories
- 56 major disaster declarations approved; All State / Territory EOCs activated
- 47,211 FEMA, DOD, HHS, VA and CDC personnel deployed/activated in support of COVID-19 response
  - 3,153 (+5) FEMA Employees deployed in support of COVID-19 response
- Testing: 5,883,403 (+253,991) cumulative as of Apr 29

Operational Task Forces

Community Based Testing Sites (CBTS)

- Continuing development of COVID Responder to further support supply chain for all test sites
- Messaging on CBTS 2.0 pending White House approval

Supply Chain Stabilization

- Three flights carrying 2.4M FEMA procured N95s arrived in New York City, NY, Chicago, IL, and Washington, D.C.; this will bring the total received masks to 27.1M of the 55M currently scheduled for shipment
- Briefed White House representatives and leadership from SCTF, Joint Acquisition Task Force (JAFT), and HHS on 90 day Comprehensive Demand Estimates for five key PPE items (gloves, face mask, face shield/goggles, N95, and gowns); in support of JAFT / HHS acquisition efforts, SCTF will model projections over the next 12 months that includes additional SNS supplies

Community Mitigation Measures

- Met with EPA on sewage surveillance activities and release of Cleaning and Disinfection Guidance on April 29

Data and Analysis

- Integrating lab data from the Indian Health Service (IHS); data will be available on HHS Protect for analysis and visualization; expected April 30

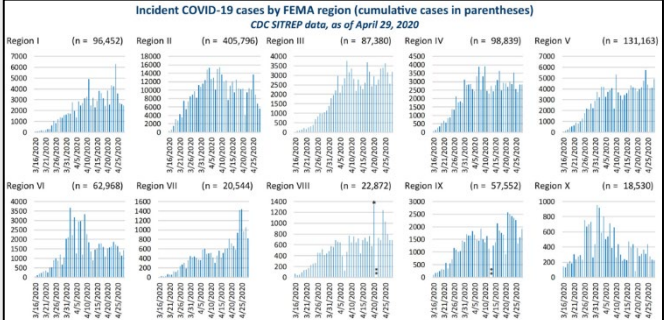
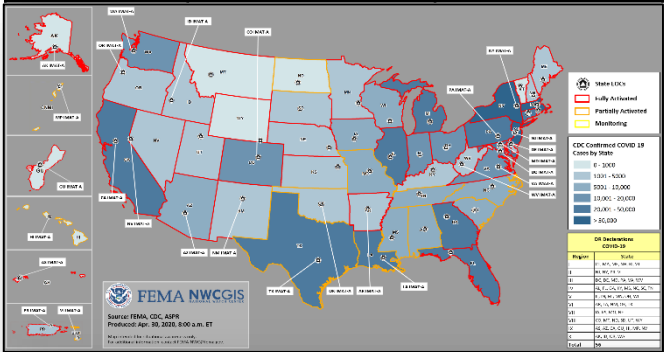
Health and Medical Lifelines

Public Health

- FEMA Region I: Diagnostic nasal swabs are now required for all pregnant patients admitted for delivery at state maternity care facilities throughout the region

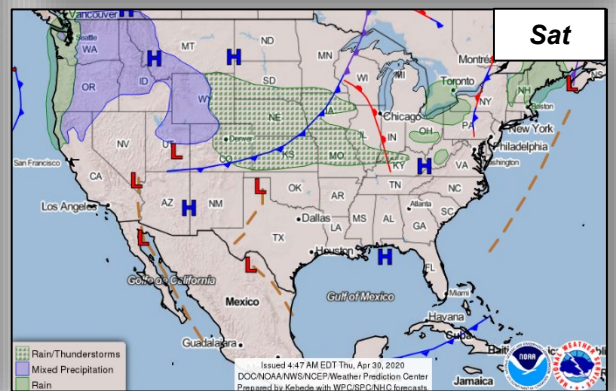
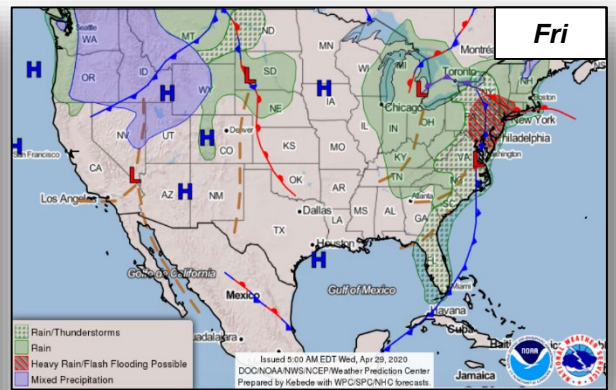
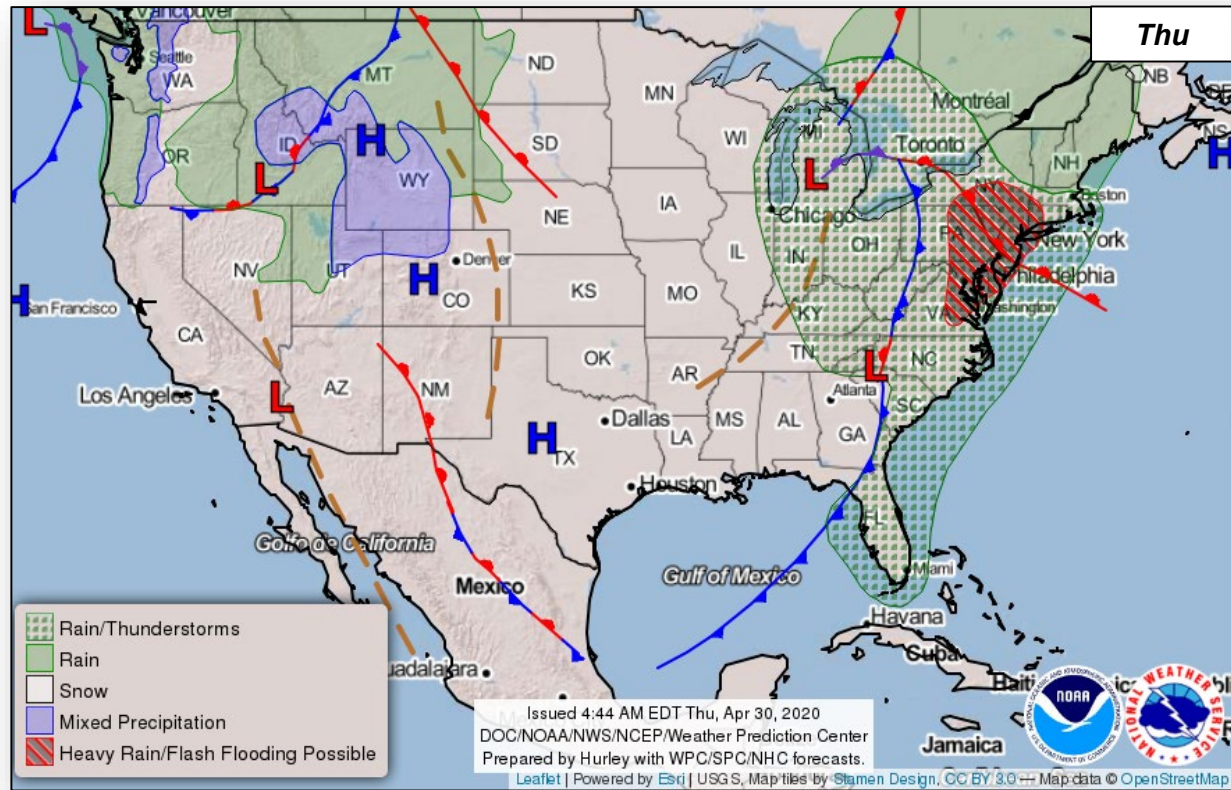
(FEMA SLB COVID-19, Apr 29)

COVID-19	Confirmed	Deaths
United States	1,027,291 (+25,195)	60,001 (+2,673)
Worldwide	3,018,952 (+66,276)	207,973 (+5,376)



Notes: (1) Data are from CDC SITREPs. (2) The y-axis of the graphs varies. (3) The charts display data since 16MAR2020. Total cases in the U.S. before 16MAR2020 was 3,730. \*\*The increase in Region VIII cases on 25Apr is due to the inclusion of probable cases reported in Colorado. \*\*\*A state in the region reported values of new cases, resulting in negative values.

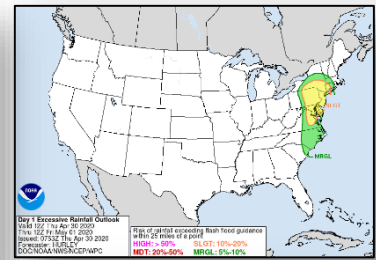
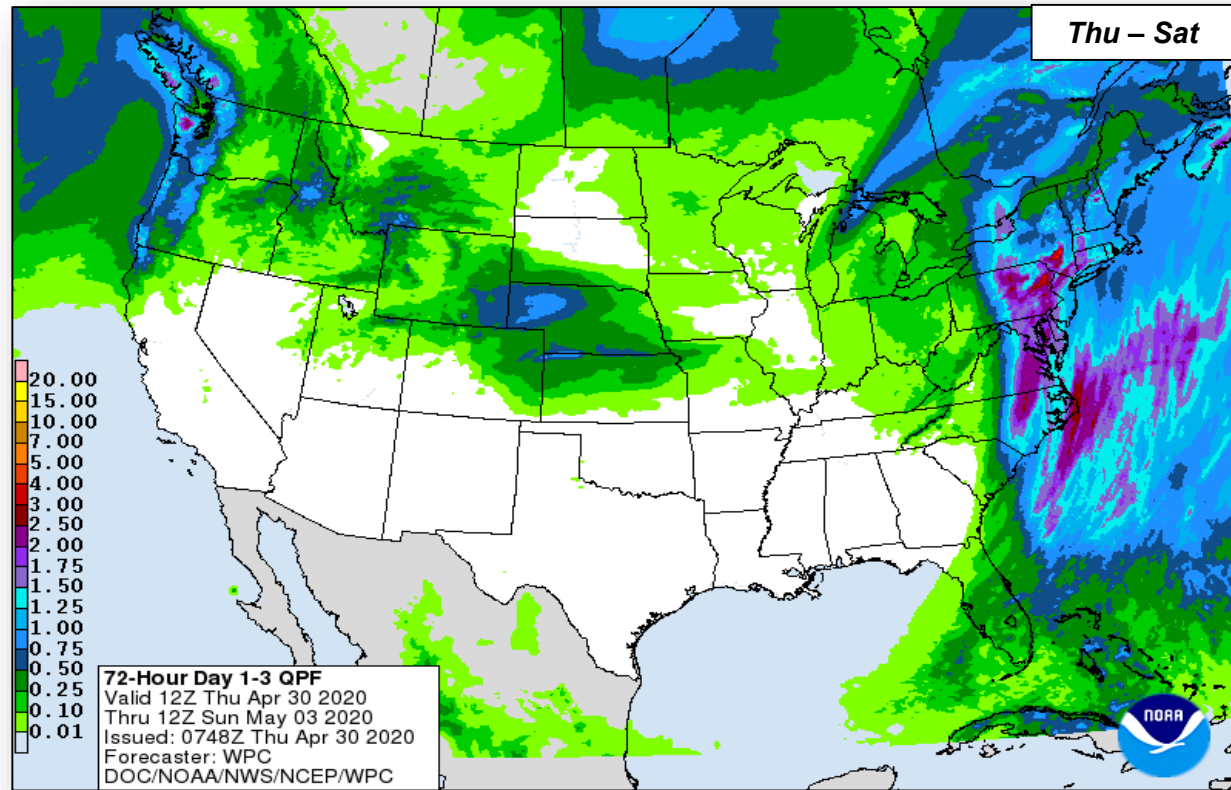
# National Weather Forecast



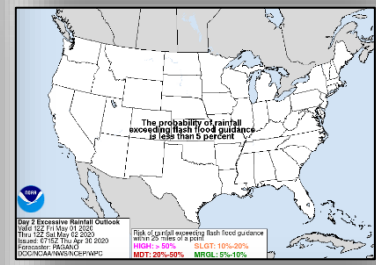
# Precipitation & Excessive Rainfall



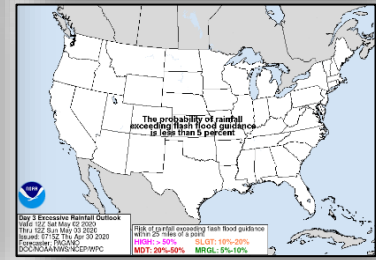
FEMA



Thu



Fri

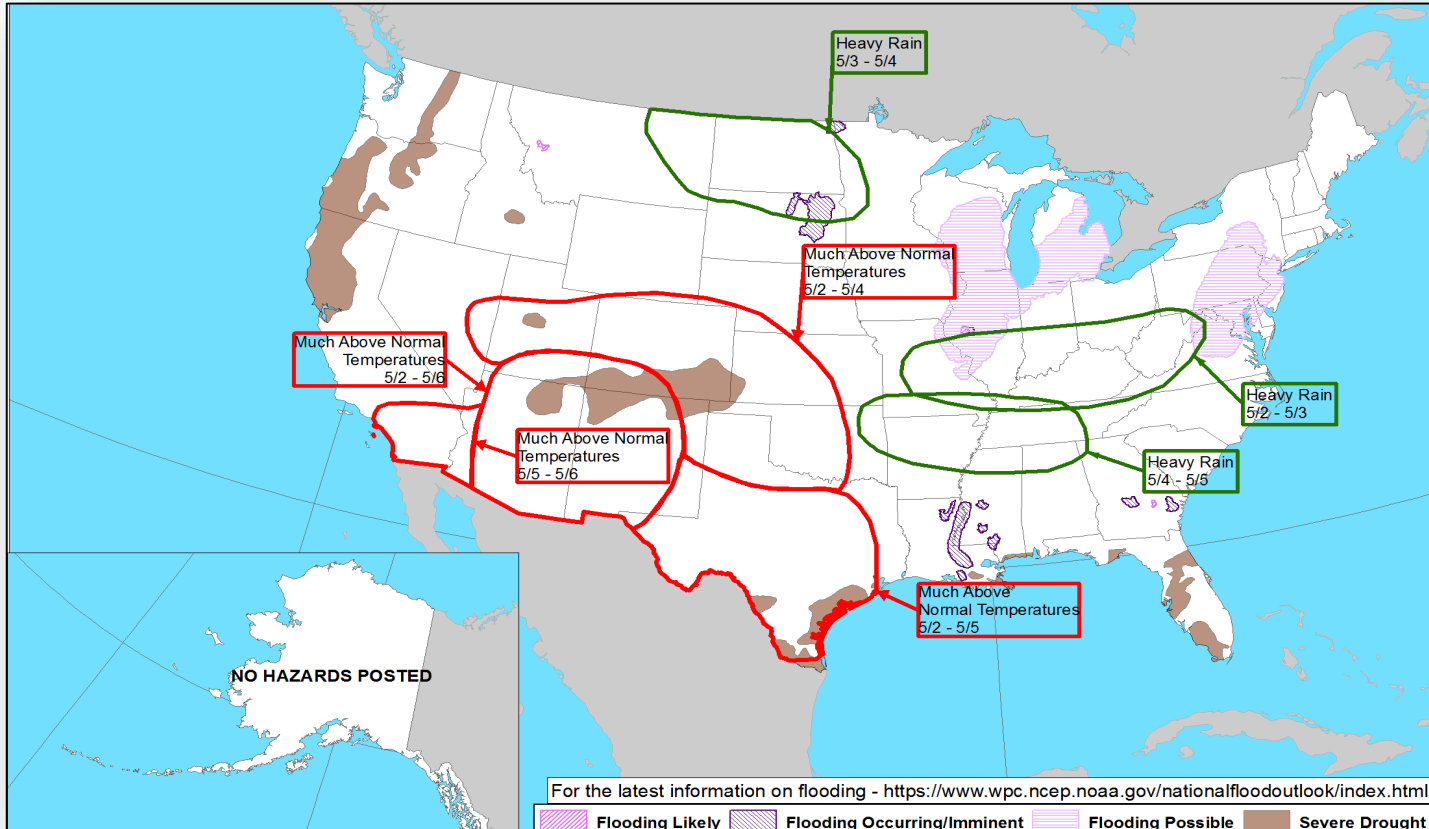


Sat

# Hazards Outlook – May 2-6



FEMA



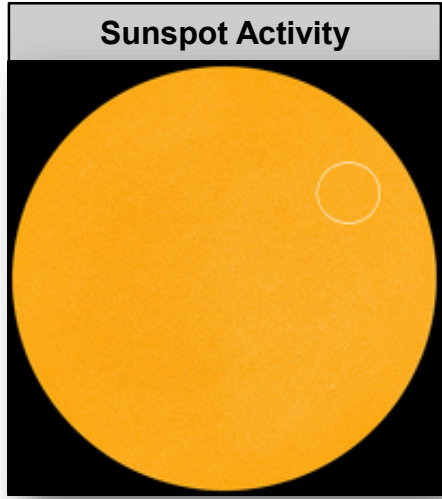

# Space Weather



FEMA

	Space Weather Activity	Geomagnetic Storms	Solar Radiation	Radio Blackouts
Past 24 Hours	None	None	None	None
Next 24 Hours	None	None	None	None

For further information on NOAA Space Weather Scales refer to: <http://www.swpc.noaa.gov/noaa-scales-explanation>





# Joint Preliminary Damage Assessments



FEMA

Region	State / Location	Event	IA/PA	Number of Counties		Start – End
				Requested	Completed	
IV	SC	Severe Storms, Tornadoes, and Straight-line Winds; Apr 12-13	IA	9	9	4/21 – 4/24
			PA	8	0	4/23 – TBD

# COVID-19 Declaration Requests in Process – 1



FEMA

State / Tribe / Territory – Incident Description	Type	IA	PA	HM	Requested
<b>STOF</b> (Seminole Tribe of Florida) – COVID-19	DR	X	X	X	Apr 22

# Declaration Requests in Process – 8

State / Tribe / Territory – Incident Description	Type	IA	PA	HM	Requested
<b>AK</b> – Fire	DR		X	X	Apr 7
<b>NC</b> – Severe Storms, Tornadoes, and Flooding	DR		X	X	Apr 9
<b>SC</b> – Severe Storms, Tornadoes, and Straight-line Winds	DR	X	X	X	Apr 18
<b>GA</b> – Severe Storms, Tornadoes, and Straight-line Winds	DR	X		X	Apr 22
<b>LA</b> – Severe Storms and Tornadoes	DR	X		X	Apr 24
<b>AR</b> – Severe Storms, Tornadoes, and Straight-line Winds	DR	X	X	X	Apr 24
<b>AL</b> – Severe Storms and Flooding	DR		X	X	Apr 25
<b>HI</b> – Severe Storms and Flooding	DR		X	X	Apr 27

# FEMA Common Operating Picture



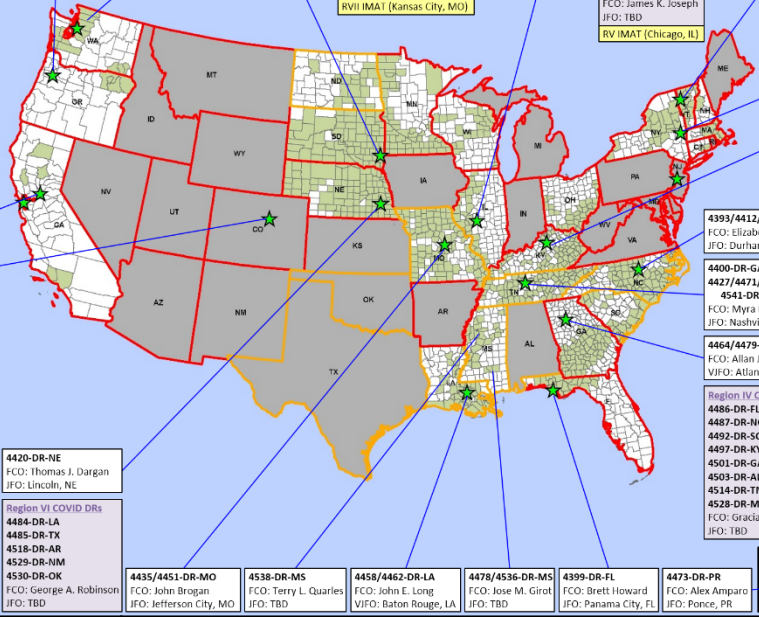
FEMA HQ	
<b>NWC</b>	<b>NRCC</b>
Monitoring	Level I
FEMA REGIONS	
<b>WATCH</b>	<b>RRCC</b>
Monitoring	I Level I
Monitoring	II Level II
Monitoring	III Level II
Monitoring	IV Level II
Monitoring	V Level II
Monitoring	VI Level II
Alt Location	VII Level II
Monitoring	VIII Level II
Monitoring	IX Level I
Monitoring	X Level II

Major Disasters (DR): 101  
 Emergency Disasters (EM): 95

- ★ JFOs: 10 / VJFOs: 11
- ★ Staging Area
- ★ Distribution Center (DC)
- ★ Declared County (non-COVID-19 Declarations)
- ★ Fully Activated
- ★ Partially Activated
- ★ Monitoring

As of 8:00 a.m. ET April 30, 2020  
 Created by FEMA NWC

- Region VIII COVID DRs**
  - 4498-DR-CO
  - 4508-DR-MT
  - 4509-DR-WD
  - 4525-DR-UT
  - 4527-DR-SD
  - 4535-DR-WY
  - FCO: Lee K. DePallo
  - JFO: TBD
- Region IX COVID DRs**
  - 4482-DR-CA
  - 4495-DR-GU
  - 4510-DR-HI
  - 4511-DR-CNMI
  - 4523-DR-NV
  - 4524-DR-AZ
  - 4537-DR-AS
  - FCO: Robert J. Fenton
  - VJFO: Oakland, CA
- Region X COVID DRs**
  - 4481-DR-WA
  - VJFO: Bothell, WA
  - 4499-DR-OR
  - 4533-DR-AK
  - 4534-DR-ID
  - FCO: Michael F. O'Hare
  - JFO: TBD
- Region VII COVID DRs**
  - 4483-DR-IA
  - 4490-DR-MO
  - 4504-DR-KS
  - 4521-DR-NE
  - FCO: Paul Taylor
  - JFO: TBD
- Region VI COVID DRs**
  - 4484-DR-LA
  - 4485-DR-TX
  - 4518-DR-AR
  - 4529-DR-NM
  - 4530-DR-OK
  - FCO: George A. Robinson
  - JFO: TBD
- Region V COVID DRs**
  - 4489-DR-IL
  - 4494-DR-MI
  - 4507-DR-OH
  - 4515-DR-IN
  - 4520-DR-WI
  - 4531-DR-MN
  - FCO: James K. Joseph
  - JFO: TBD
- Region III COVID DRs**
  - 4486-DR-FL
  - 4487-DR-NC
  - 4492-DR-SC
  - 4497-DR-KY
  - 4501-DR-GA
  - 4503-DR-AL
  - 4514-DR-TN
  - 4528-DR-MS
  - FCO: Gracia B. Szczech
  - JFO: TBD
- Region II COVID DRs**
  - 4493/4412/4465-DR-NC
  - FCO: Elizabeth Turner
  - JFO: Durham, NC
  - 4400-DR-GA
  - 4427/4471/4476/4514-DR-TN
  - FCO: Myra M. Shird
  - JFO: Nashville, TN
  - 4464/4479-DR-SC
  - FCO: Allan Jarvis
  - JFO: Atlanta, GA
- Region I COVID DRs**
  - 4496-DR-MA
  - 4500-DR-CT
  - 4505-DR-NH
  - 4516-DR-NJ
  - 4522-DR-ME
  - 4532-DR-VT
  - FCO: W. Russell Webster
  - JFO: TBD
- Region IV COVID DRs**
  - 4478-DR-PR
  - FCO: Alex Amparo
  - JFO: Ponce, PR



- Region VIII IMAT (Denver, CO)**
- Region VII IMAT (Kansas City, MO)**
- Region V IMAT (Chicago, IL)**
- Region I IMAT (Boston, MA)**
- Region II IMAT (Albany, NY)**
- Region III IMAT (Phila., PA)**

N-IMATs	
2 Teams	
Red	
Blue	
Gold	IMAT-A Support
R-IMATs	
4 - 6 Teams	
I	RRCC
II	NY
III	RRCC
IV-1	Virtual MS
IV-2	
V	RRCC
VI-1	
VI-2	
VII	RRCC
VIII	RRCC
IX-1	
IX-2	RRCC
X	RRCC
FMC	PMC
NMC	Deployed

**Notes:**

GA: Flooding  
 PR: Flooding  
 MS: Earthquake  
 TN: Tornadoes

All RRCCs (Days)

All EOCs activated for COVID-19

Team:	US&R	MERS	FCOs	FDRCs	IM WORKFORCE
Status	33 - 65%	>66%	≤1 Type I	≤1	
Assigned:	28	36	47	11	13,481 ▲
Unavailable:	14	0	1	0	2,560 ▲
Deployed:	0	1	41 (-1)	10	5,966 ▲
Available:	14	35	5 (+1)	1	4,955 / 37% ▲

IM CADRE AVAILABILITY SUMMARY	
Cadres with 25% or Less Availability	
EHP 20% (121/617); FL 13% (22/173); FM 22% (60/260); OPS 22% (62/286); PA 23% (681/2,960); PLAN 23% (96/320); SAF 17% (9/54)	



# FEMA

**FEMA's mission is helping people before, during, and after disasters.**

Click [here](#) to subscribe to this briefing.