

The Disaster Center is dedicated to the idea that disaster mitigation is cost effective and individuals pursuing their own interest are the greatest potential force for disaster reduction.

Please consider making a small donation to the Disaster Center



When disaster mitigation is cost effective, we are on the road to bringing disasters to an end.



# FEMA

## Daily Operations Briefing

Wednesday, April 29, 2020

8:30 a.m. ET

# National Current Operations & Monitoring



FEMA

## Significant Incidents or Threats:

- COVID-19
- Slight Risk of Severe Thunderstorm – Southeast
- Flash Flooding possible – Tennessee Valley to the Mid-Atlantic

## Declaration Activity:

- Request: Disaster Declaration – Hawaii

# COVID-19 Update



**Situation:** FEMA, HHS, and federal partners are working with our state, local, tribal, and territorial governments to execute a whole-of-America response to the COVID-19 pandemic. The President released Guidelines for Opening American Up Again and the Federal Government is continuing to work with governors across the country to ensure they have the equipment, supplies, and testing resources they need to reopen safely and responsibly. The HHS Secretary issued a renewal of the January 31 COVID-19 Public Health Emergency Declaration for 90 days.

- FEMA NRCC remains at Level I in unified effort with HHS SOC; all FEMA RRCs activated
- FEMA IMAT-A teams deployed to 27 states/territories; LNOs deployed to 37 states/territories
- 56 major disaster declarations approved; All State / Territory EOCs activated
- 47,211 (-727) FEMA, DOD, HHS, VA and CDC personnel deployed/activated in support of COVID-19 response
  - 3,148 FEMA Employees deployed in support of COVID-19 response
- Testing: 5,629,412 (+182,779) cumulative as of Apr 28

Operational Task Forces  
Community Based Testing Sites (CBTS)

- 133,470 samples collected at CBTS locations since March 20

Supply Chain Stabilization

- Project Airbridge
  - Three flights carrying 667K FEMA procured N95 are scheduled to arrive in New York City, NY, and Chicago, IL, and Washington, D.C. on April 28; this will bring the total received masks to 23M of the 55M currently scheduled for shipment
  - Airbridge flights #93 and #95 scheduled to arrive in Los Angeles, April 28; cargo will be assessed upon arrival

Community Mitigation Measures

- At Risk Individuals: Outreach includes a webinar today with National Christian Church United which will also be done in Spanish; will talk about reaching out to people with disabilities, other at-risk populations, and related organizations

Data and Analysis

- Completed International Reagent Resource (IRR) Allocation Tool to support NRCC decision-making and testing supply allocation; tool delivered to the NRCS Chief on April 27
- Developing national-level report to visualize total ventilators on-hand and projected ventilator demand across the nation; preliminary product expected for Data and Analysis Task Force Leadership review on April 29

Health and Medical Lifelines

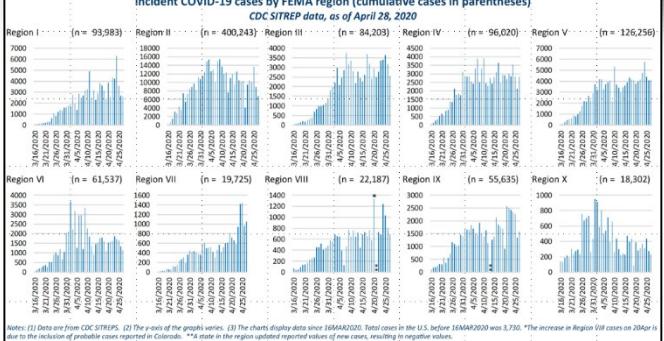
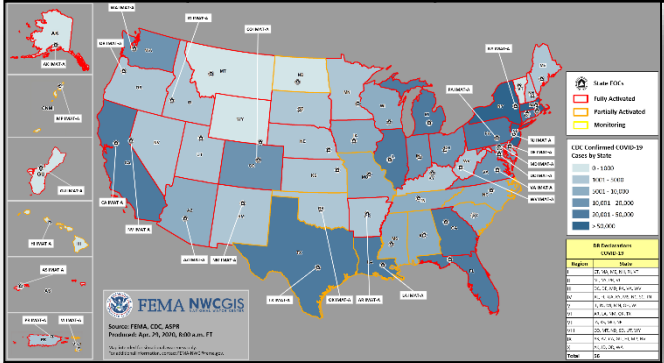
Public Health

- NY: State is working to develop a distribution plan and reassess PPE needs before receiving more Federal deliveries of PPE

Medical Care

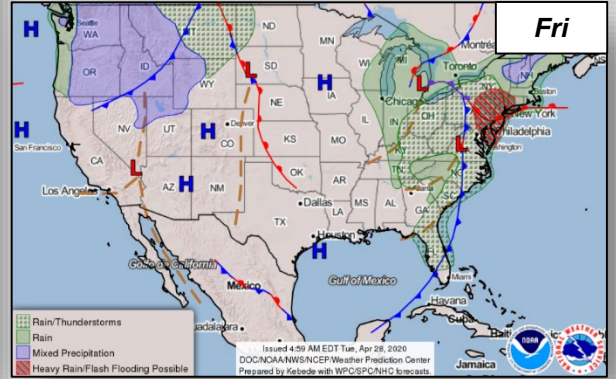
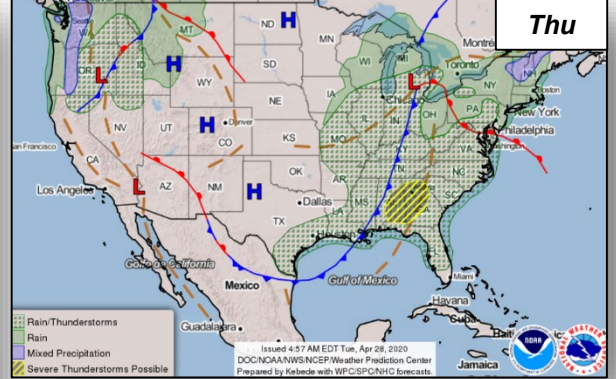
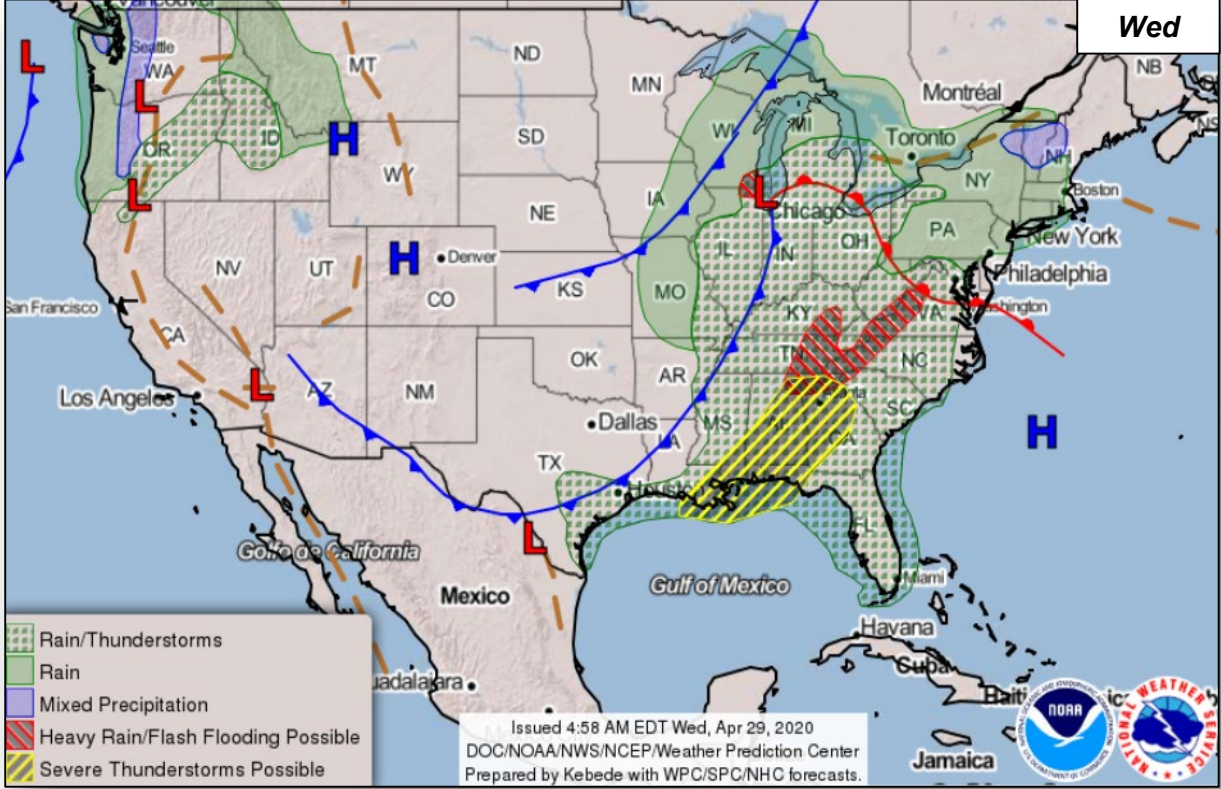
- NYC: Six USAF mental health providers mobilized at Joint Base McGuire-Dix-Lakehurst on April 27; and will be integrated on April 28 with behavioral health personnel already in NY/NJ joint operations area

COVID-19	Confirmed	Deaths
United States	1,002,096 (+24,005)	57,328 (+2,186)
Worldwide	2,954,222 (+76,026)	202,597 (+3,932)



Notes: (1) Data are from CDC SITREP. (2) The area of the graph above. (3) The chart displays data since 10/24/2019. Data across the U.S. before 10/24/2019 was 3,736. (4) The increase in Region 10 cases on 2020-04-24 is due to the inclusion of probable cases only in the daily totals. (5) Data in the region updated reported values of new cases, resulting in negative values.

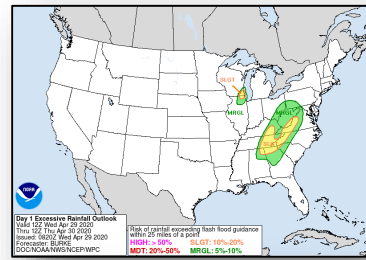
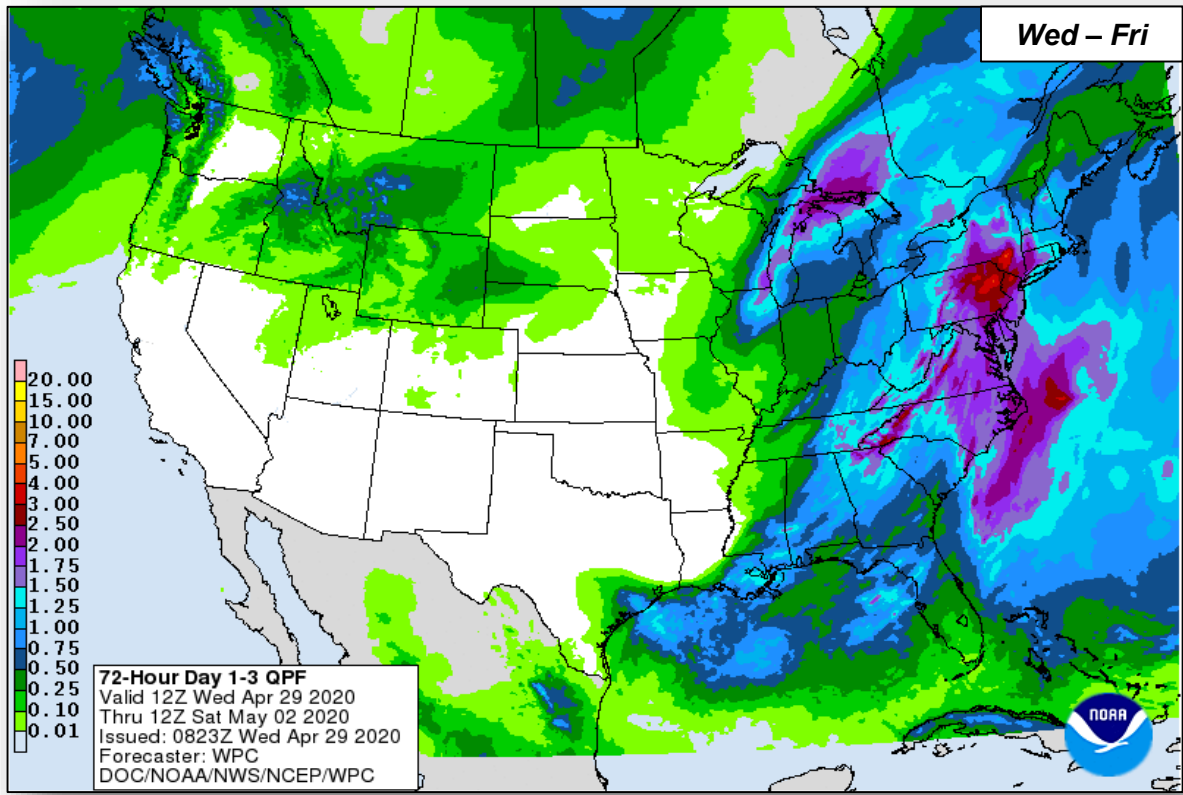
# National Weather Forecast



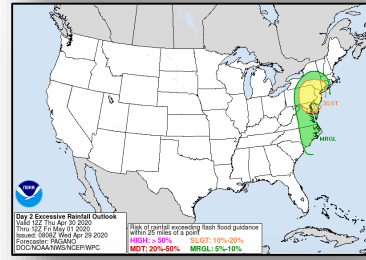
# Precipitation & Excessive Rainfall



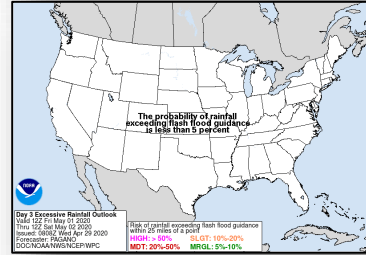
FEMA



**Wed**



**Thu**

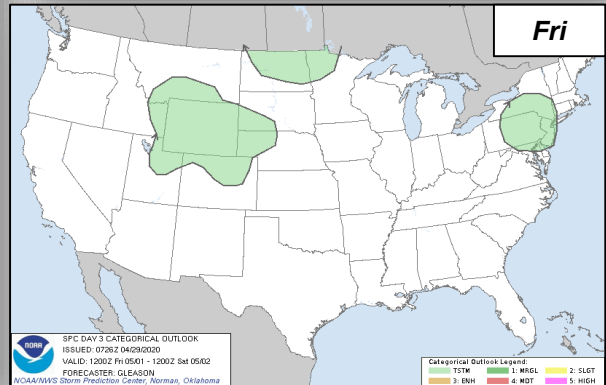
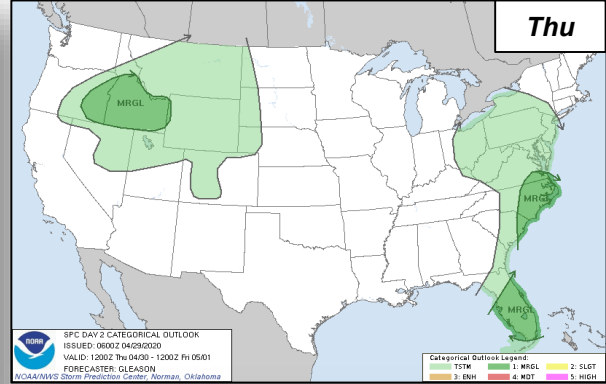
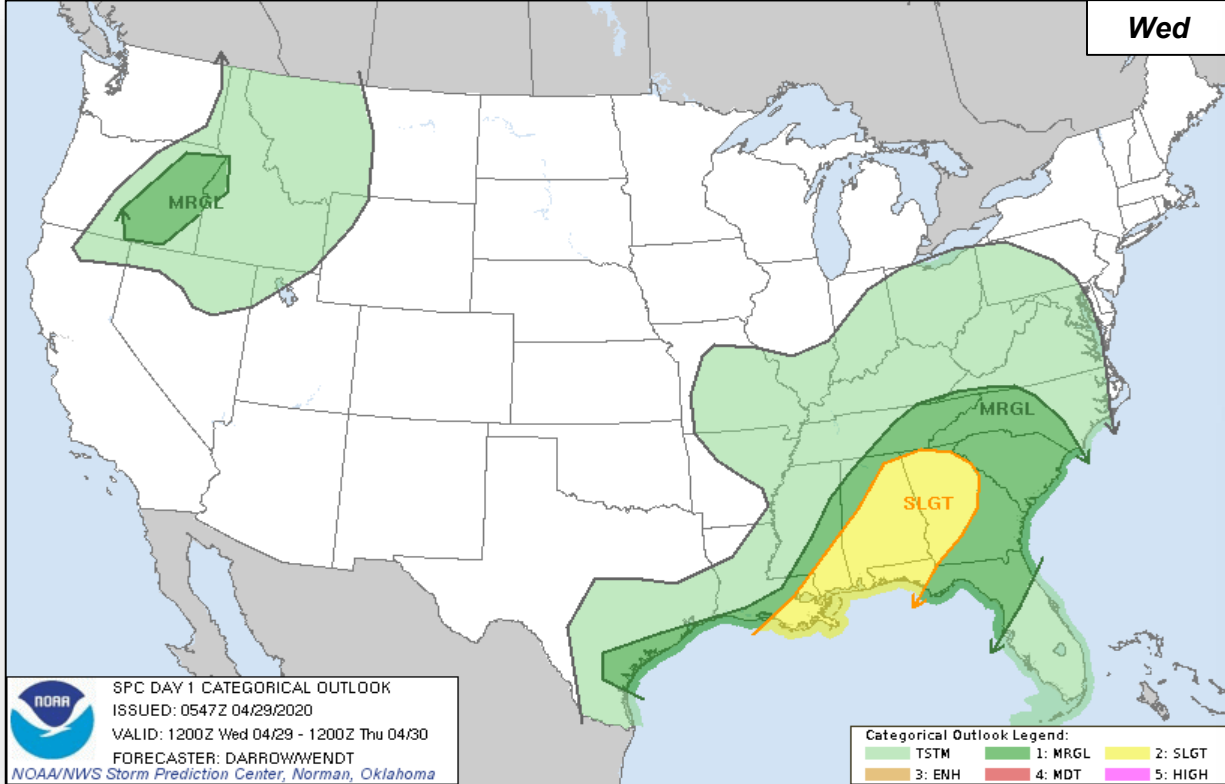


**Fri**

# Severe Weather Outlook



FEMA



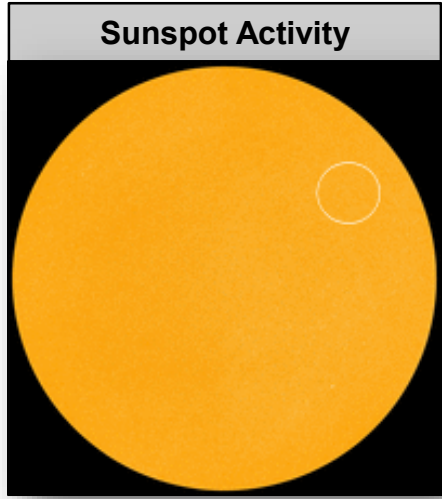

# Space Weather



FEMA

	Space Weather Activity	Geomagnetic Storms	Solar Radiation	Radio Blackouts
Past 24 Hours	None	None	None	None
Next 24 Hours	None	None	None	None

For further information on NOAA Space Weather Scales refer to: <http://www.swpc.noaa.gov/noaa-scales-explanation>





# Joint Preliminary Damage Assessments



FEMA

Region	State / Location	Event	IA/PA	Number of Counties		Start – End
				Requested	Completed	
IV	SC	Severe Storms, Tornadoes and Straight-line Winds Apr 12-13	IA	9	9	4/21 – 4/24
			PA	8	0	4/23 – TBD

# Declaration Request



**Declaration:** Major Disaster – Hawaii  
**Requested:** Apr 27

**Incident:** Severe Storms and Flooding

**Incident Period:** Mar 27-28

**Includes:**

- **PA Only:** 1 county
- **Hazard Mitigation:** Statewide



■ PA

# COVID-19 Declaration Requests in Process – 1



FEMA

State / Tribe / Territory – Incident Description	Type	IA	PA	HM	Requested
<b>STOF</b> (Seminole Tribe of Florida) – COVID-19	DR	X	X	X	Apr 22

# Declaration Requests in Process – 8

State / Tribe / Territory – Incident Description	Type	IA	PA	HM	Requested
<b>AK</b> – Fire	DR		X	X	Apr 7
<b>NC</b> – Severe Storms, Tornadoes, and Flooding	DR		X	X	Apr 9
<b>SC</b> – Severe Storms, Tornadoes, and Straight-line Winds	DR	X	X	X	Apr 18
<b>GA</b> – Severe Storms, Tornadoes, and Straight-line Winds	DR	X		X	Apr 22
<b>LA</b> – Severe Storms and Tornadoes	DR	X		X	Apr 24
<b>AR</b> – Severe Storms, Tornadoes, and Straight-line Winds	DR	X	X	X	Apr 24
<b>AL</b> – Severe Storms and Flooding	DR		X	X	Apr 25
<b>HI</b> – Severe Storms and Flooding	DR		X	X	Apr 27





# FEMA

**FEMA's mission is helping people before, during, and after disasters.**

Click [here](#) to subscribe to this briefing.