

FEMA National Watch Center

Daily Operations Briefing

Saturday, April 26, 2025

8:30 a.m. ET



FEMA

National Current Ops / Monitoring

New Significant Incidents / Ongoing Ops

- No new significant incidents / operations

Hazard Monitoring

- Severe Weather – Southern Plains
- Excessive Rainfall / Flash Flooding – Southern Plains
- Fire Weather – Southwest to Southern Plains

Disaster Declaration Activity

- Request: Major Disaster Declaration – MCN
- Approval: Major Disaster Declaration – KY

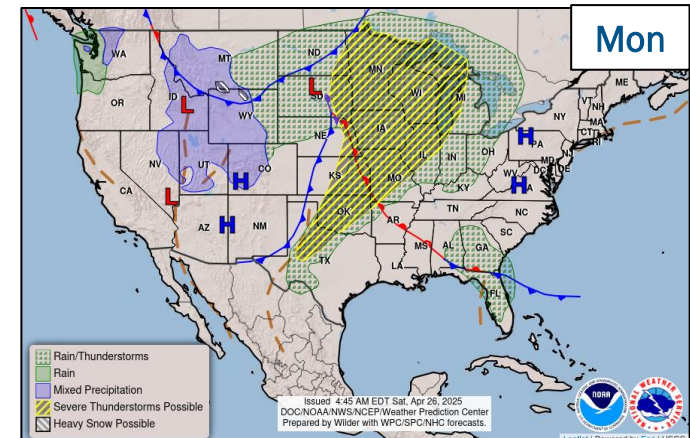
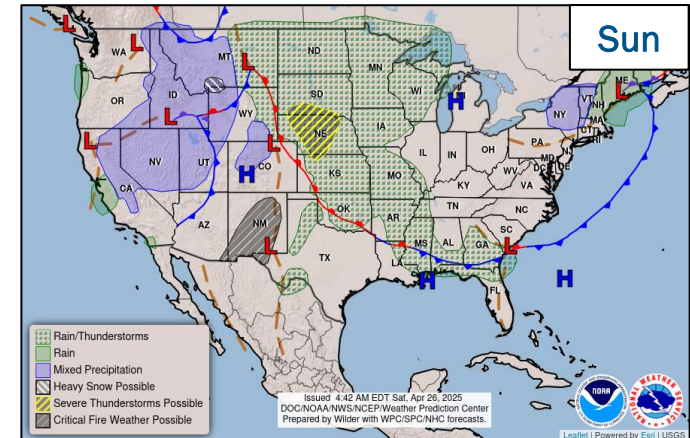
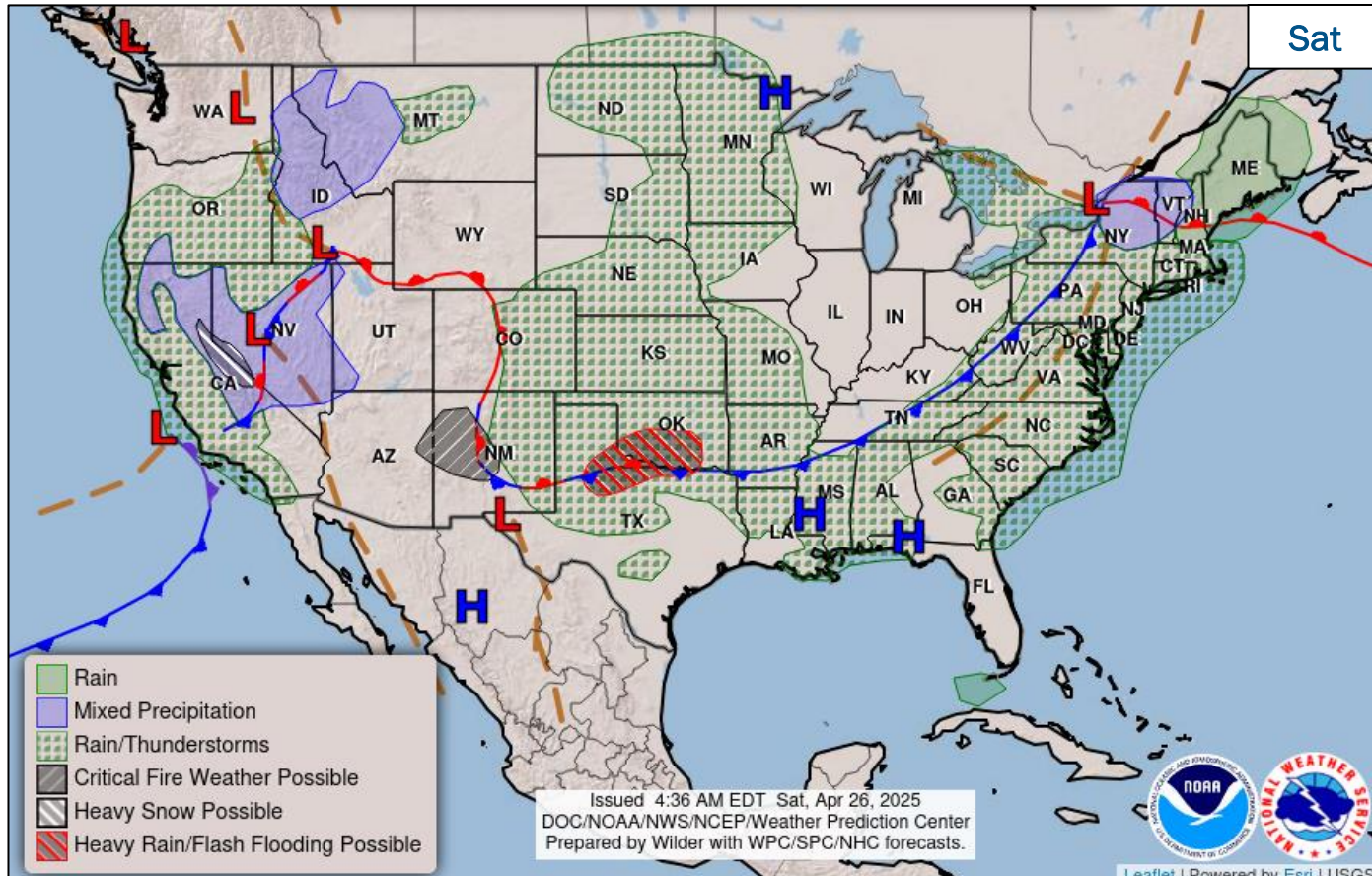
Event Monitoring

- No new significant events



FEMA

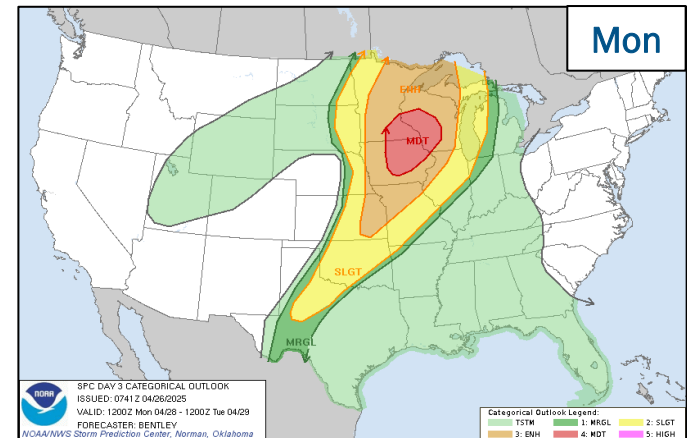
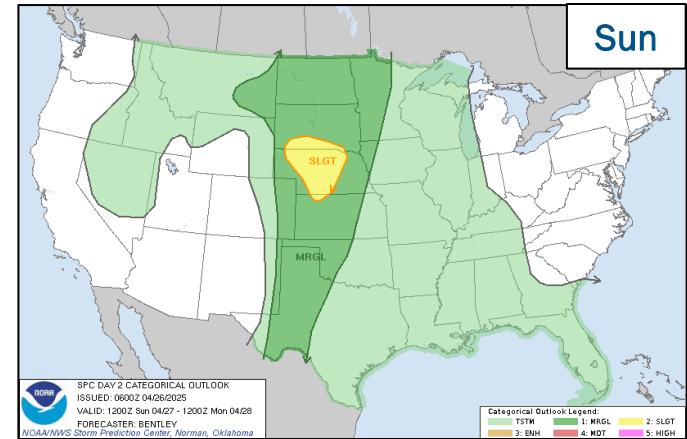
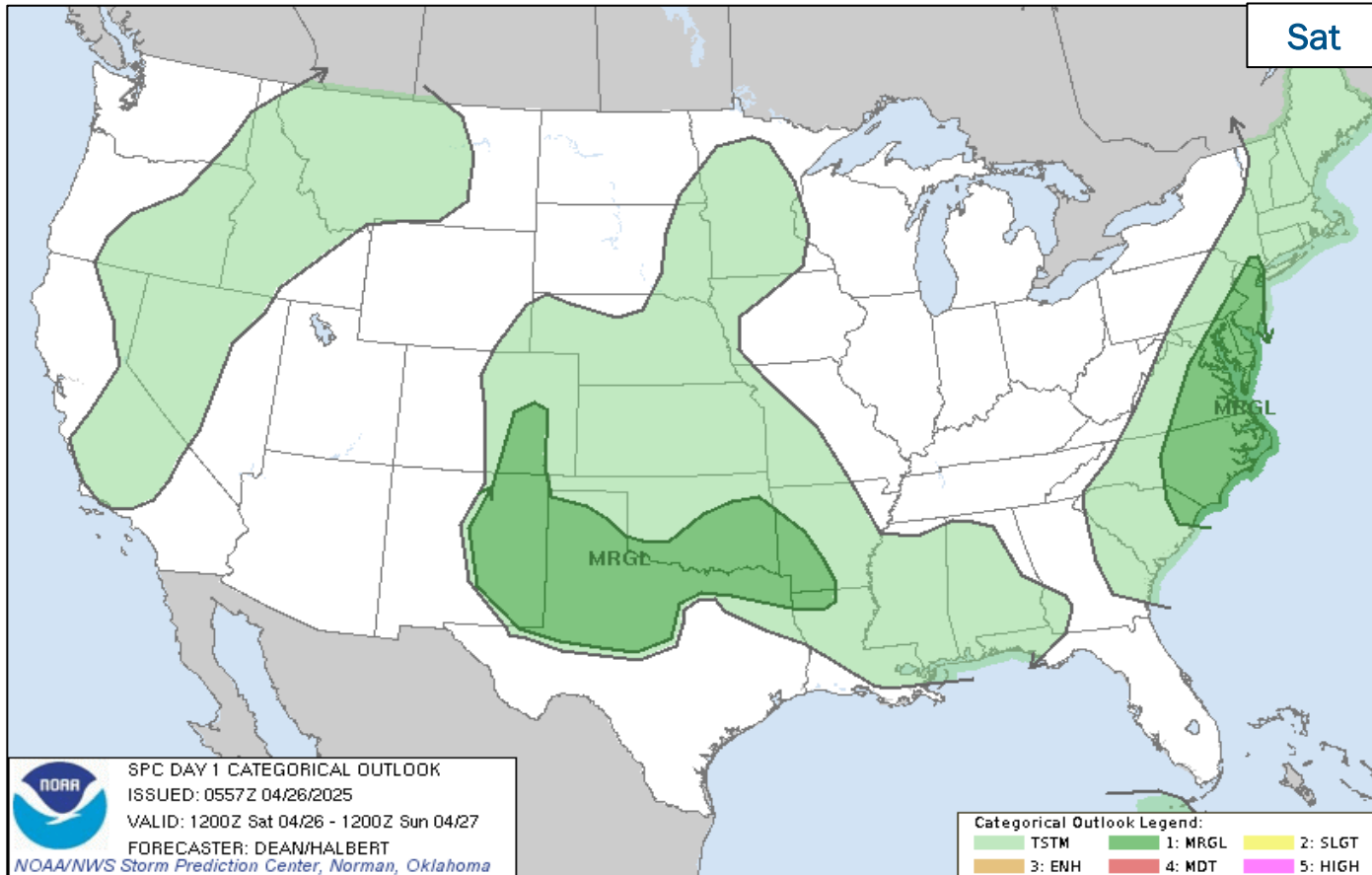
National Weather Forecast



FEMA

National Watch Center

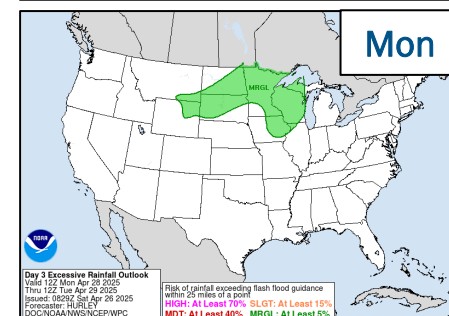
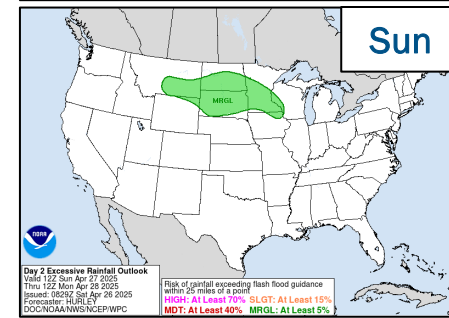
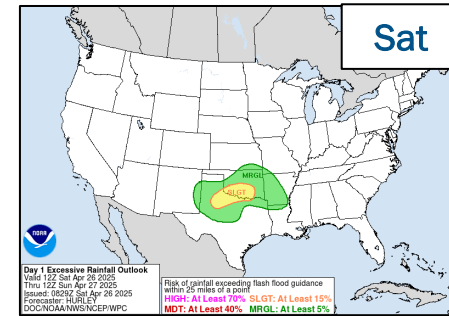
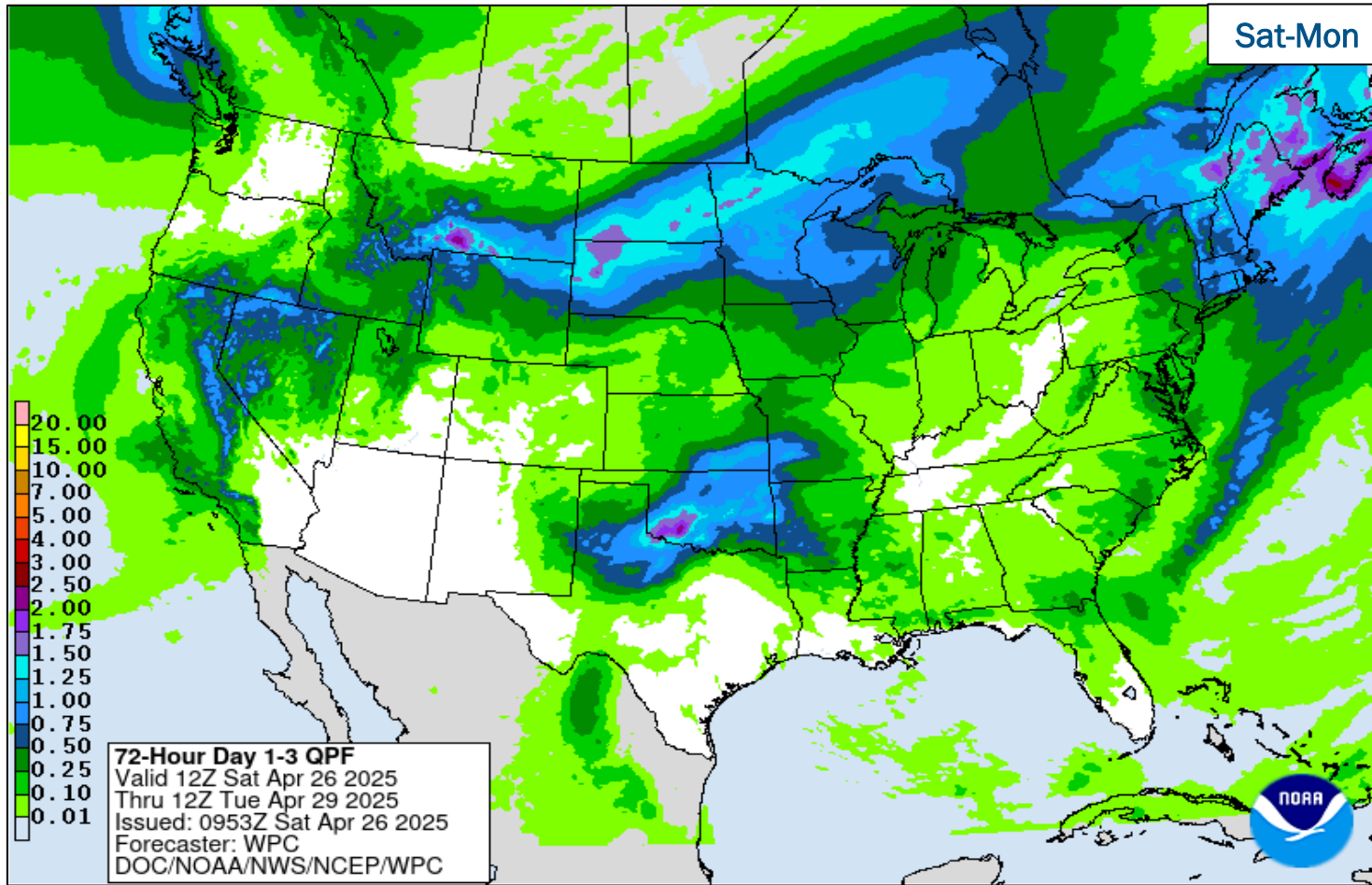
Severe Weather Outlook



FEMA

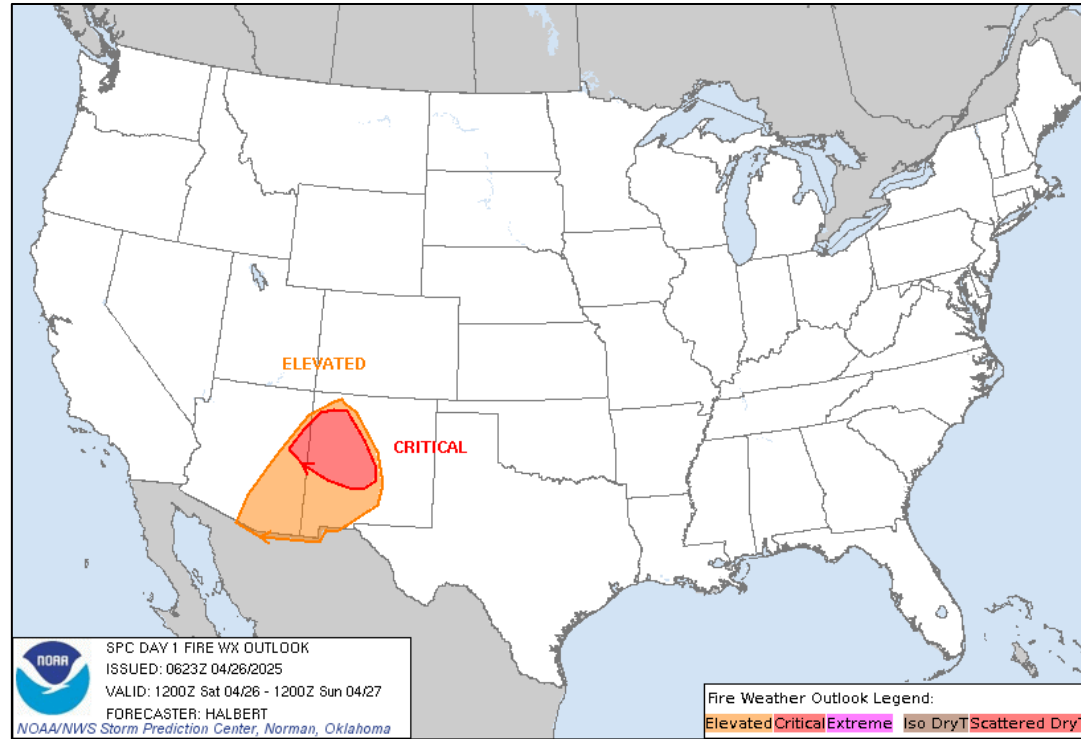
National Watch Center

Precipitation & Excessive Rainfall

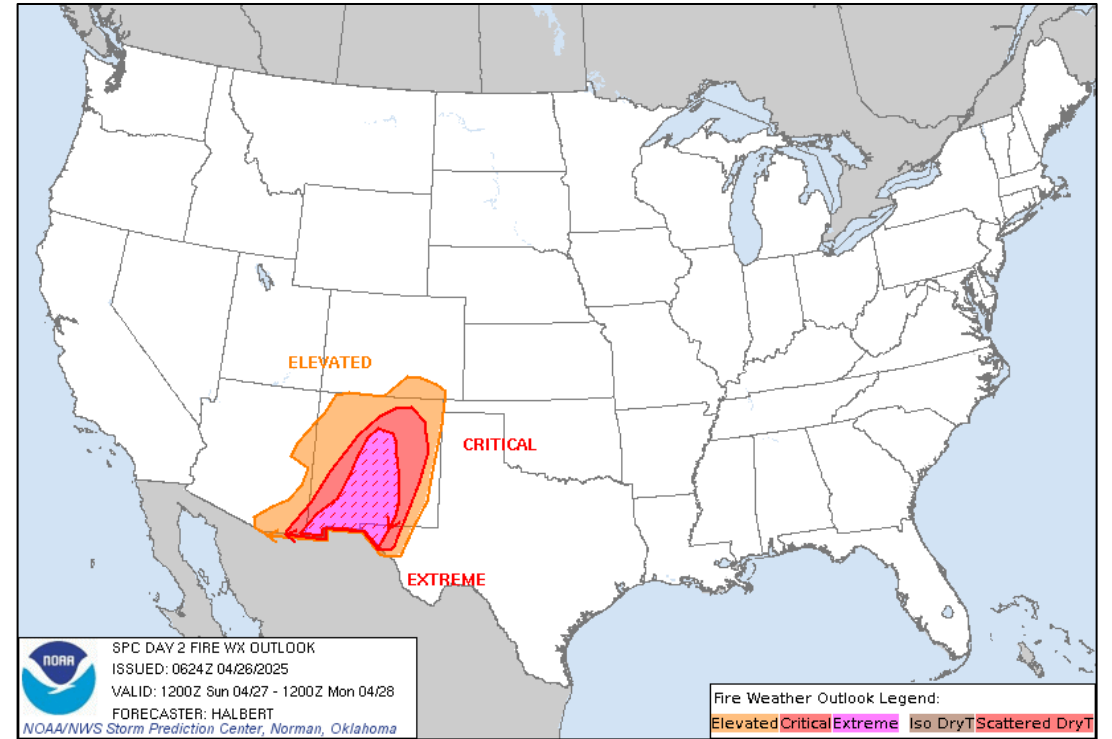


FEMA

Fire Weather Outlook



Today



Tomorrow



FEMA

National Watch Center

FEMA Common Operating Picture

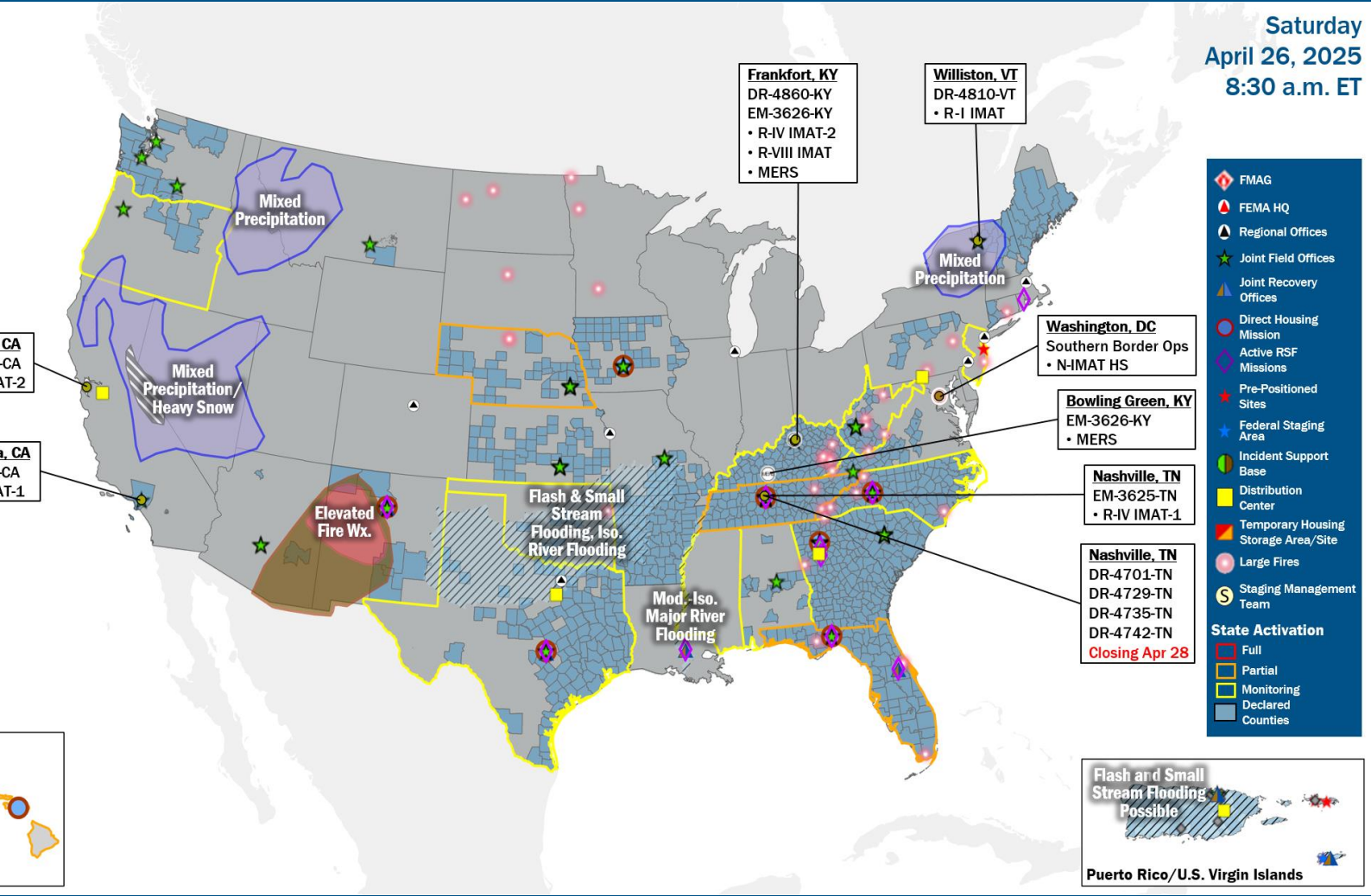
27 Joint Field Offices **82 + 11** Major Disasters **10** Direct Housing Missions **20** RSF-Supported Disasters **6** Joint Recovery Offices

Saturday
April 26, 2025
8:30 a.m. ET

FEMA HQ	
NWC	NRCC
Monitoring	Steady State
FEMA REGIONS	
Watch	RRCC
Monitoring I	Rostered
Monitoring II	Rostered
Monitoring III	Rostered
Enhanced IV	Rostered
Monitoring V	Rostered
Monitoring VI	Rostered
Monitoring VII	Rostered
Monitoring VIII	Rostered
Monitoring IX	Rostered
Monitoring X	Rostered
Notes:	
NRCC/RWCs/RRCCs: • RIV RWC: Flooding	State EOCs: • HI/NJ/TX: Wildfires • AL/FL/KY/MS/NE/OK/TN/WV: Severe Weather • FL/NC: Previous Incidents • OR: Flooding
Volunteer Force	
Rostered 7,985	Deployed 1
Surge Capacity Force	
Rostered 8,562	Deployed 0

N-IMATs	
2-5 Teams Available	
Red	
White	
Blue	
Gold	
HS	DC (Jan 28)
R-IMATs	
≥ 7 Teams Available	
I	3 / VT (Jan 6)
II	2
III	
IV-1	TN (Apr 4)
IV-2	KY (Feb 16)
V	
VI-1	
VI-2	Personnel
VII	
VIII	KY (Apr 6)
IX-1	CA (Jan 8)
IX-2	CA (Mar 6)
X	1

REGIONAL BREAKDOWN				
	JFO	DR	EM	JRO
I	3	8	0	0
II	1	1	0	2
III	2	8	1	0
IV	7	30	9	1
V	0	0	0	0
VI	2	6	1	3
VII	4	14	0	0
VIII	1	1	0	0
IX	2	5	0	0
X	5	9	0	0



IM Workforce

14,131 (-2) Assigned
4,917 (+2) Unavailable
6,897 (+5) Deployed

16% / 2,315 (-9) Available

IM Cadre Availability

19 Cadres ≤ 25% Availability

Civil Rights: 18% (32/179); Disaster Field Training Operations: 23% (23/98); Disability Integration: 13% (5/39); Disaster Survivor Assistance: 22% (288/1,303); External Affairs: 7% (26/396); Environmental Planning and Historic Preservation: 13% (114/883); Field Leadership: 10% (14/146); Financial Management: 18% (41/231); Hazard Mitigation: 11% (129/1,224); Human Resources: 17% (30/174); Individual Assistance: 13% (342/2,652); Interagency Recovery Coordination: 23% (79/342); Information Technology: 19% (138/713); Logistics: 13% (208/1,624); Operations: 16% (60/372); Public Assistance: 13% (292/2,308); Planning: 6% (28/460); Safety: 15% (14/94); Security: 10% (13/136)

MERS

≥ 66%

36 Assigned
3 Unavailable
2 Deployed

31 Available

US&R

≥ 66%

28 Assigned
3 Unavailable
0 Deployed

25 Available

FCO

2 Type I

49 Assigned
3 Unavailable
43 (24 FCOR) Deployed

3 Available

Joint Preliminary Damage Assessments

Region	State / Location	Incident	IA	Number of Counties		Start – End
			PA	Requested	Complete	
IV	MS	Tornadoes, Thunderstorms, and Flash Flooding Apr 2-6	IA	4	2	4/23 – TBD
			PA	10 (+10)	0	4/30 – TBD
	AL	Straight-line Winds, Lightning, Flooding, Hail, and Tornadoes Apr 6-7	IA	0	0	N/A
			PA	5	0	4/30 – TBD
V	MI	Ice Storm Mar 28	IA	12	12 (+12)	4/21 – 4/25
			PA	12	0	4/28 – TBD
VI	AR	Severe Storms, Tornadoes, and Flooding Apr 2	IA	29	29	4/10 – 4/17
			PA	49	23 (+5)	4/22 – TBD
VII	MO	Severe Storms, Flooding, and Tornadoes Mar 30 and continuing	IA	20	20 (+3)	4/15 – 4/23
			PA	25	4 (+4)	4/22 – TBD
X	OR	Storms and Flooding Mar 13 and continuing	IA	4	3	4/7 – TBD
			PA	4	4	4/7 – 4/18



FEMA

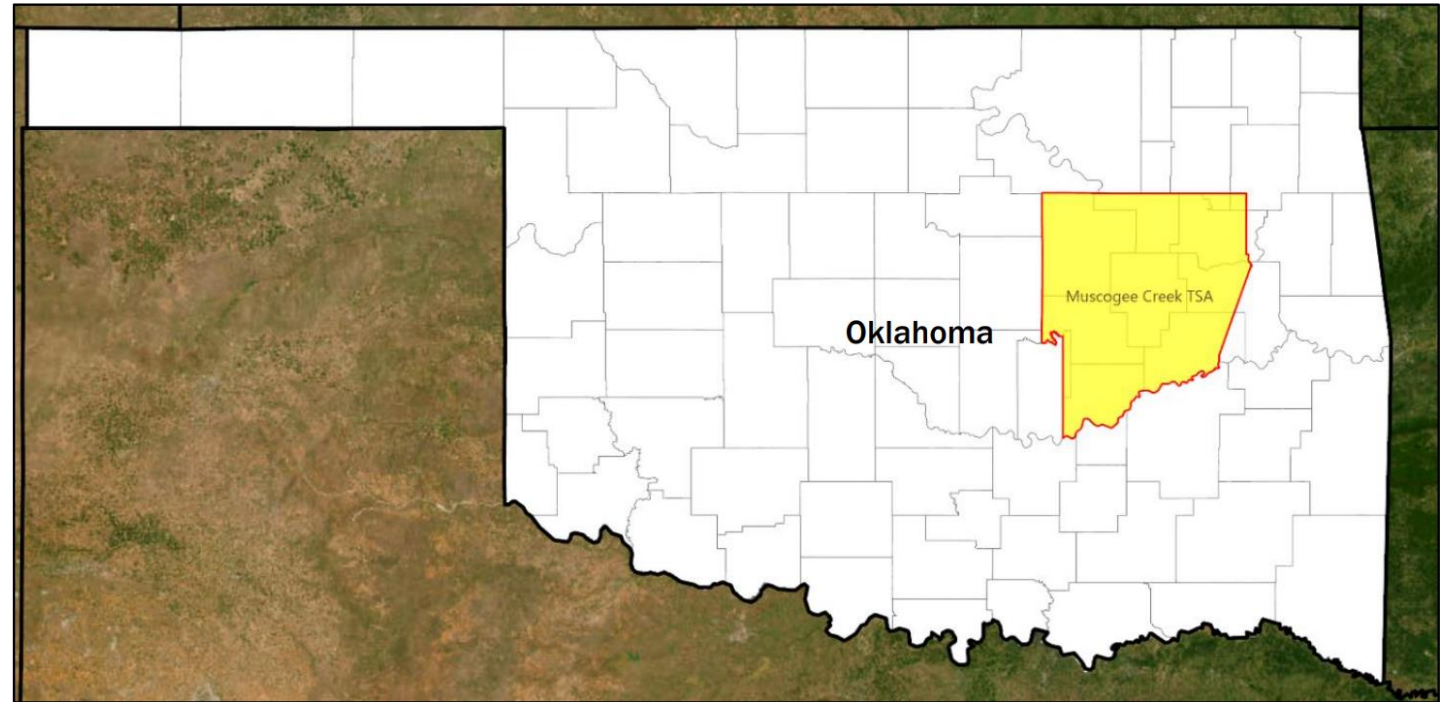
Declaration Request – Muscogee (Creek) Nation

Declaration Type: Major Disaster Declaration
Requested: Apr 21

Incident: Severe Winter Storm
Incident Period: Feb 19-21

Requested:

- **PA:** Muscogee (Creek) Nation
- **Hazard Mitigation:** Muscogee (Creek) Nation



■ PA



FEMA

Declaration Approval – Kentucky

Declaration Type: Major Disaster Declaration – FEMA-4864-DR-KY
Requested: Apr 11

Date Approved: Apr 24

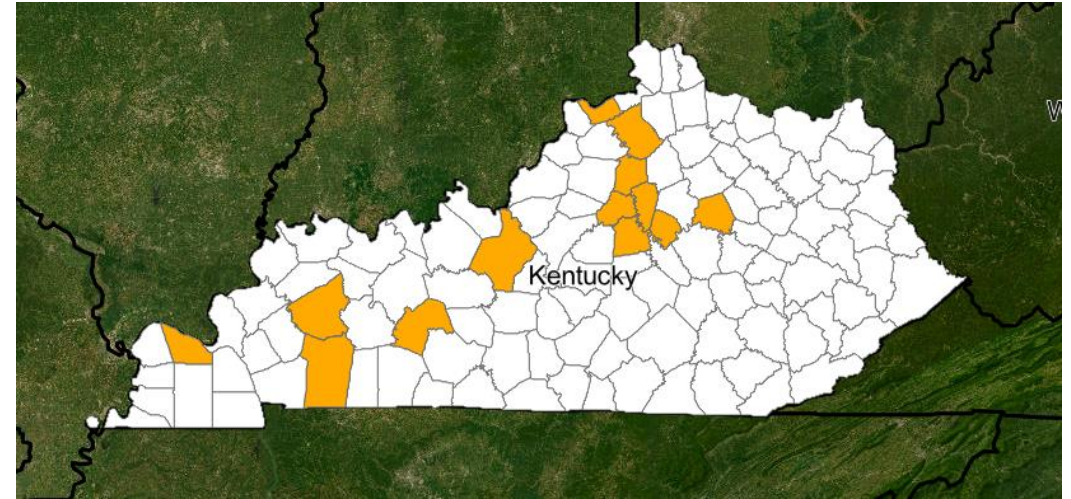
Incident: Severe Storms, Straight-line Winds, Tornadoes, Flooding, Landslides, and Mudslides

Incident Period: Apr 2 and continuing

Requested:

- **IA:** 13 counties

FCO: Jeremy Slinker



FEMA

Declaration Requests in Process – 13

State / Tribe / Territory – Incident Description	Type	IA	PA	HM	Requested
KY – Severe Winter Storms and Snowstorms	DR		X	X	Jan 30
OK – Wildfires and Straight-line Winds	DR	X		X	Mar 21
HI – Flooding	DR		X	X	Mar 27
MS – Severe Storms, Straight-line Winds, Tornadoes, and Flooding	DR	X	X	X	Apr 1
MO – Severe Storms, Straight-line Winds, Tornadoes, and Wildfires	DR	X	X	X	Apr 2
MI – Severe Winter Storm	EM		X		Apr 11
KY – Severe Storms, Straight-line Winds, Tornadoes, Flooding, Landslides, and Mudslides - APPROVED	DR	X	X	X	Apr 11
NE – Severe Winter Storm and Straight-line Winds	DR		X	X	Apr 14
KS – Severe Winter Storm, Straight-line Winds, Flooding, and Wildfire	DR		X	X	Apr 14
IA – Severe Winter Storm	DR		X	X	Apr 15
TX – Severe Weather and Flooding	DR	X	X	X	Apr 17
TN – Severe Storms, Straight-line Winds, Tornadoes, and Flooding	DR	X	X	X	Apr 18
AR – Severe Storms and Tornadoes (Appeal)	DR	X	X	X	Apr 18
Muscogee (Creek) Nation – Severe Winter Storm	DR		X	X	Apr 21



FEMA



FEMA

Helping people before, during, and after disasters.



Scan to subscribe to this briefing.