

FEMA National Watch Center

Daily Operations Briefing

Wednesday, April 26, 2023

8:30 a.m. ET



FEMA

National Current Ops / Monitoring

New Significant Incidents / Ongoing Ops

- No new significant incidents / operations

Hazard Monitoring

- Heavy rain and flash flooding – Southern Plains and Lower Mississippi Valley
- Severe thunderstorms – Southern Plains and Southeast
- Heavy Snow – Central Rockies

Disaster Declaration Activity

- Approved: Major Disaster Declaration – Hoopa Valley Tribe
- Request: Major Disaster Declaration – Florida
- Request: Major Disaster Declaration – Alabama

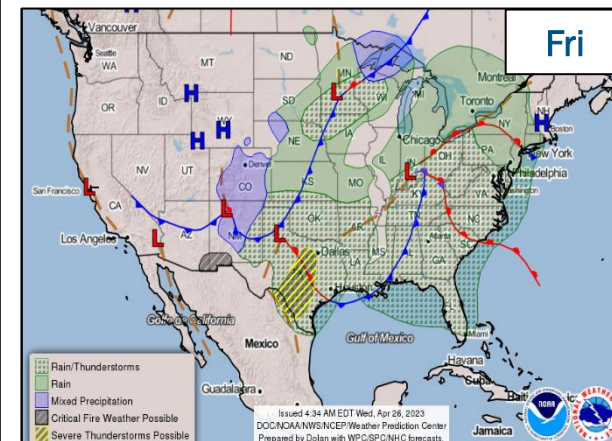
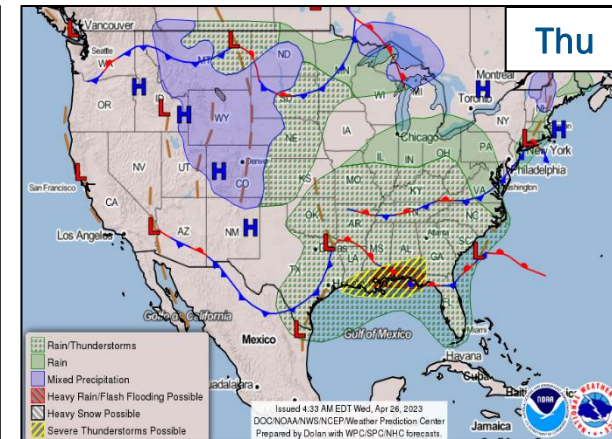
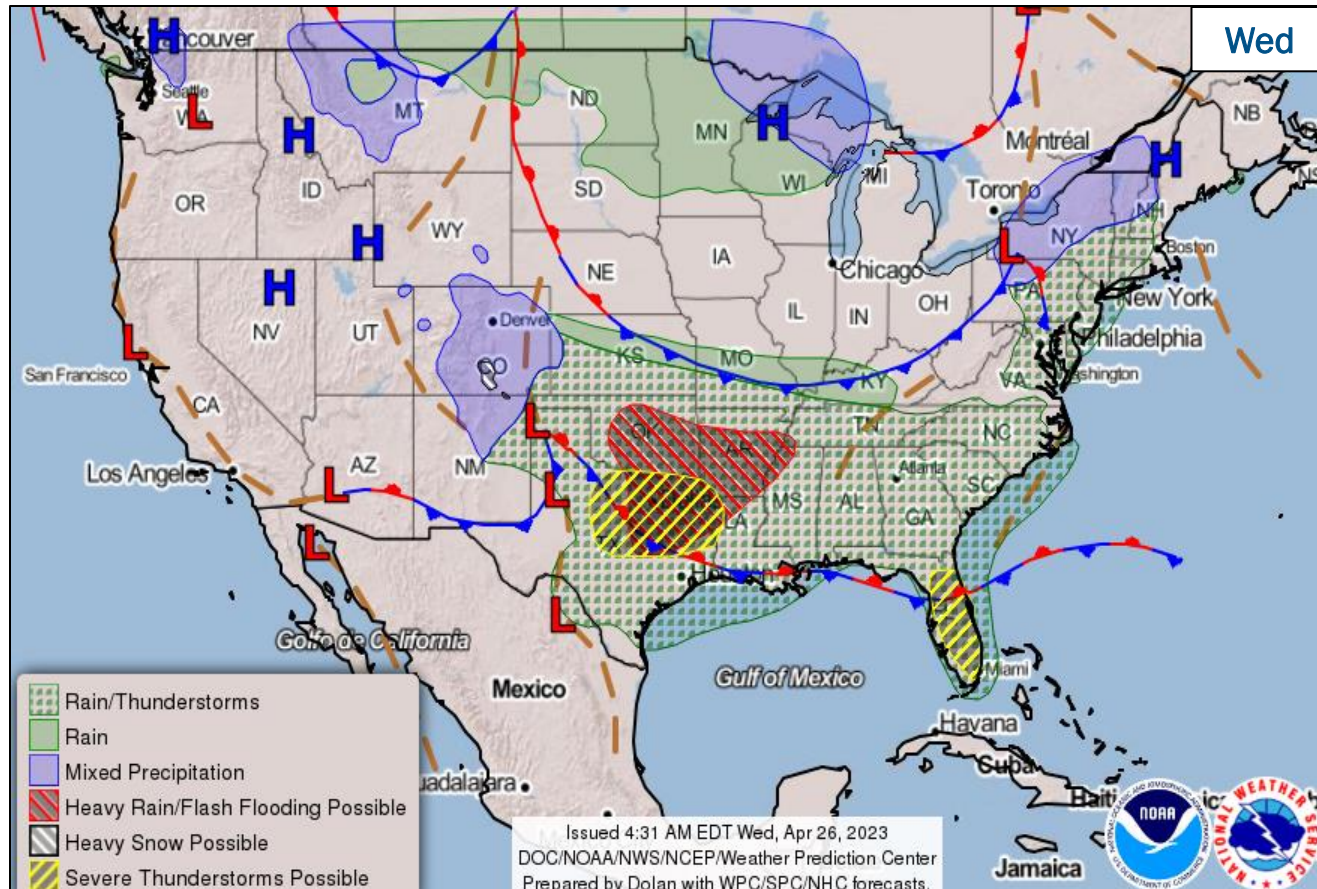
Event Monitoring

- No significant events



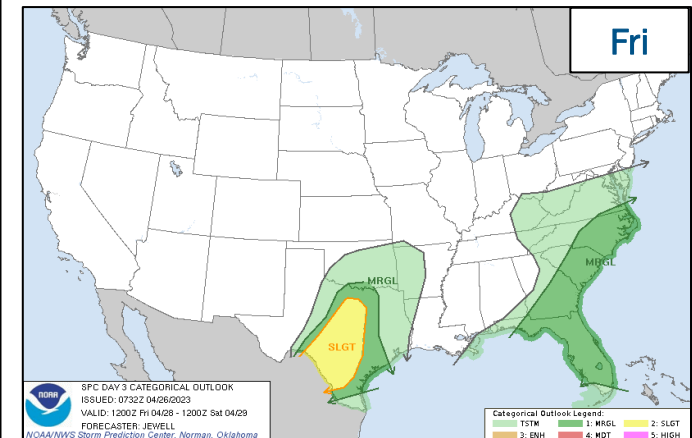
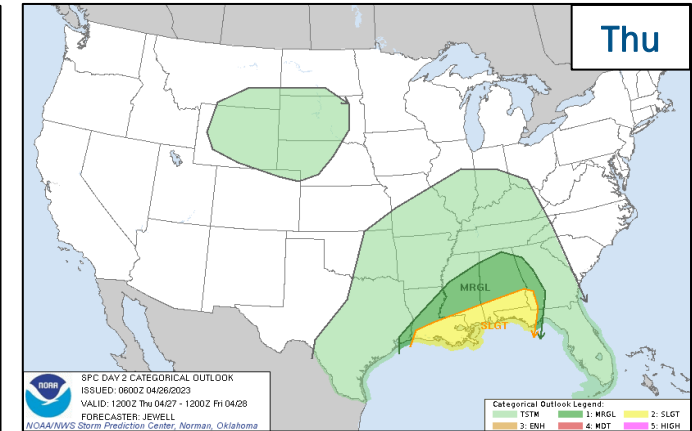
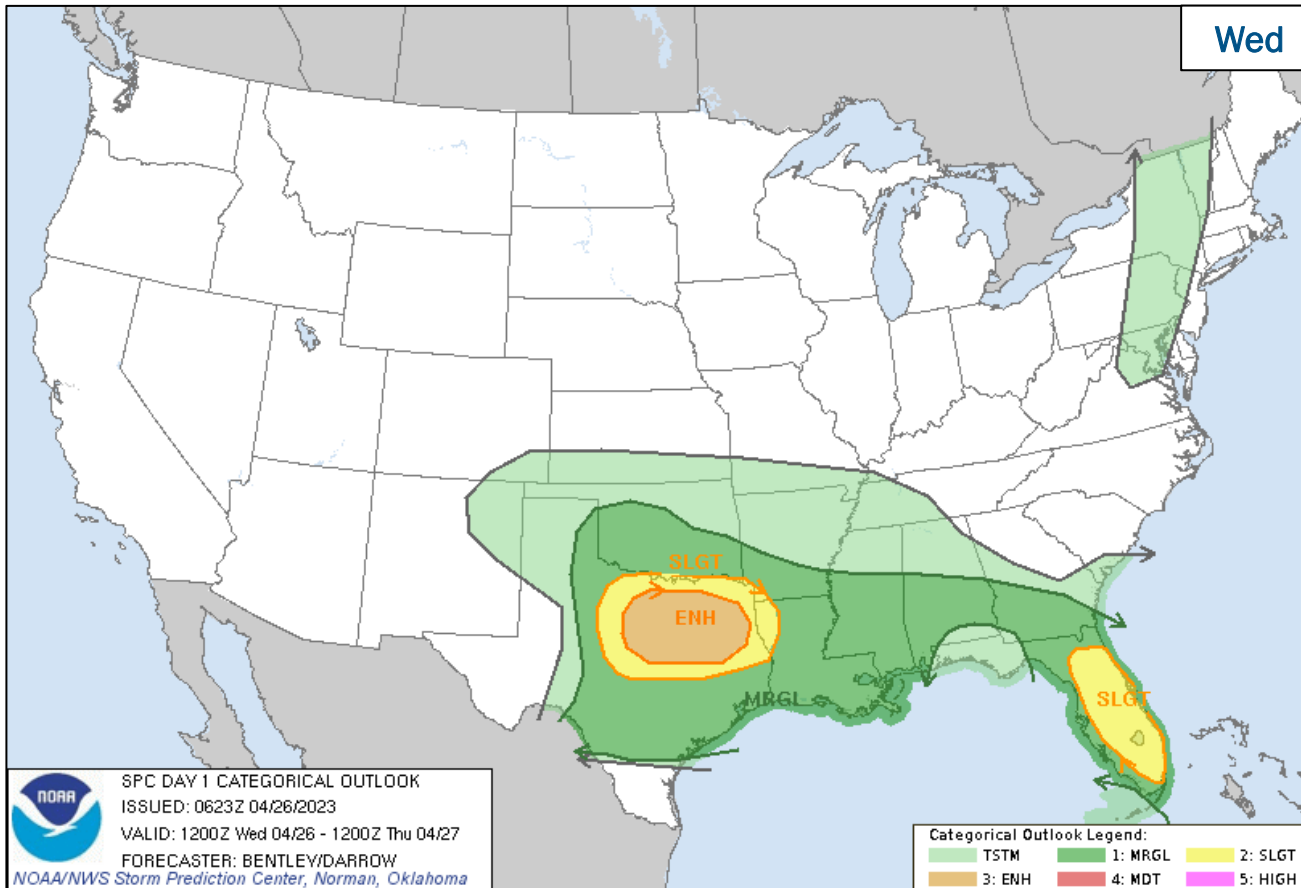
FEMA

National Weather Forecast



FEMA

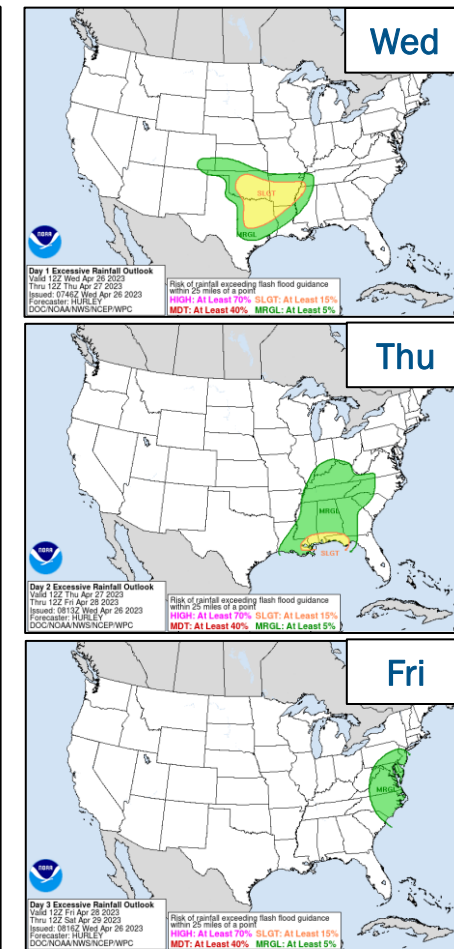
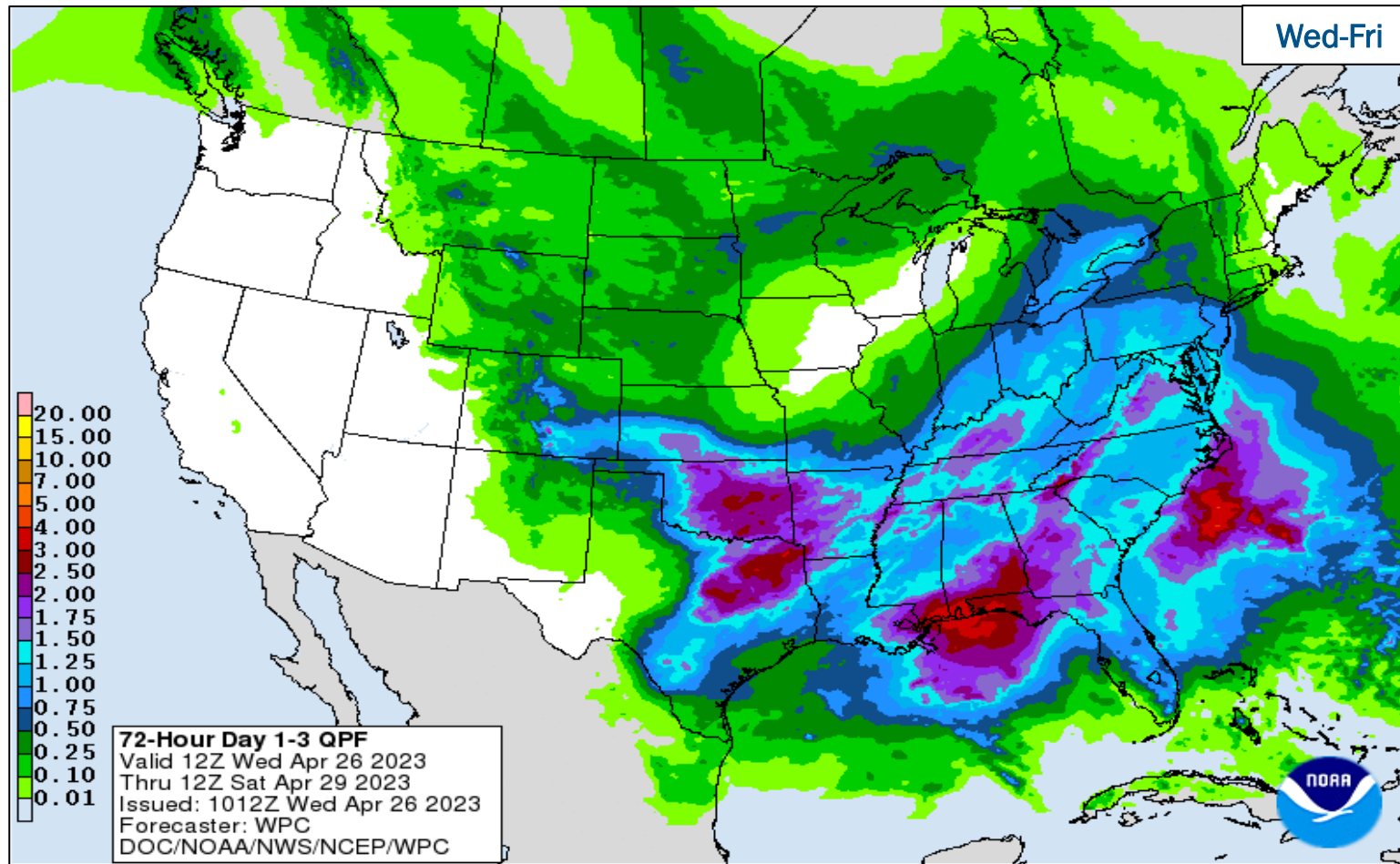
Severe Weather Outlook



FEMA

National Watch Center

Precipitation & Excessive Rainfall



FEMA

National Watch Center

FEMA Common Operating Picture

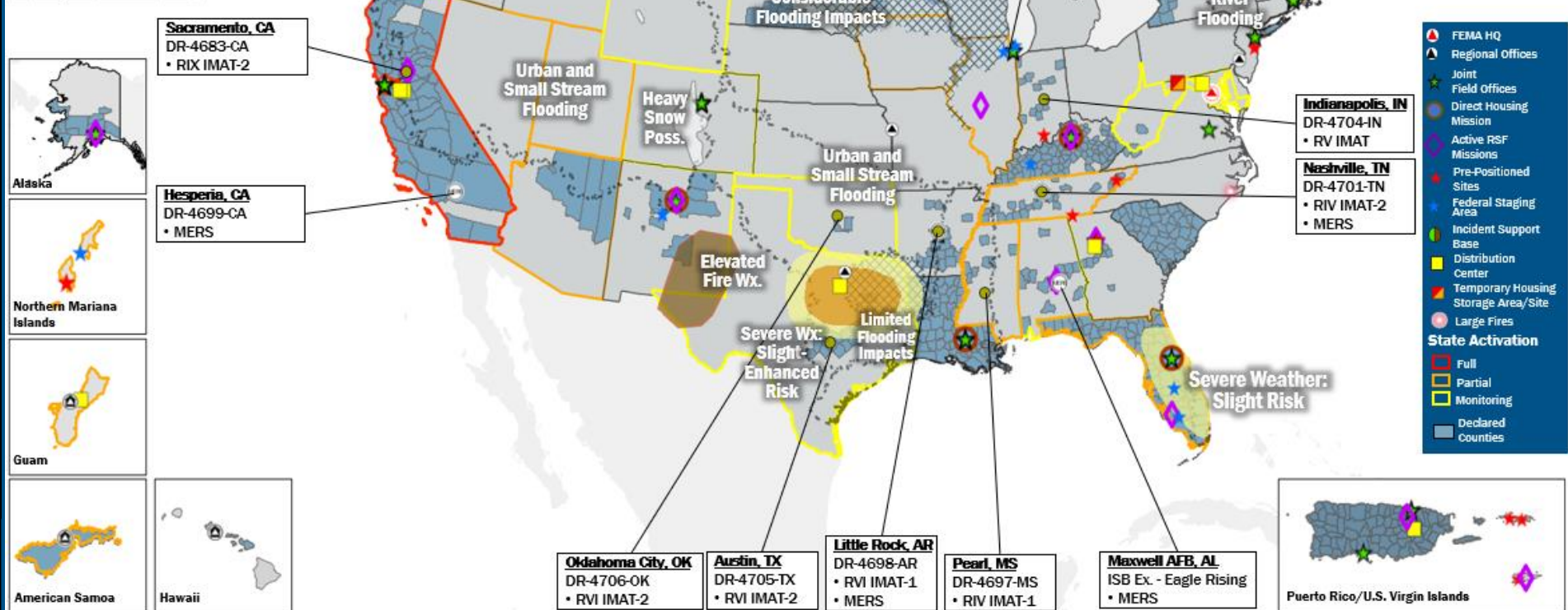
10 + 8 Joint Field Offices Virtual Joint Field Offices Supporting
61 + 7 Major Disasters Emergency Declarations
7 Direct Housing Missions
12 RSF-Supported Disasters

Wednesday
 April 26, 2023
 8:30 a.m. ET

| FEMA HQ | | |
|--|--|----------|
| NWC | NRCC | |
| Monitoring | Rostered | |
| FEMA REGIONS | | |
| Watch | RRCC | |
| Monitoring | I | Rostered |
| Monitoring | II | Rostered |
| Monitoring | III | Rostered |
| Monitoring | IV | Rostered |
| Monitoring | V | Rostered |
| Monitoring | VI | Rostered |
| Monitoring | VII | Rostered |
| Enhanced | VIII | Rostered |
| Monitoring | IX | Rostered |
| Monitoring | X | Rostered |
| Notes: | | |
| RWC/RRCC: • Region VIII: Day shift (Flooding) | Slate EOCs: • DC: 1st Amendment Activities • AL/IL/MS/OK/TN: Severe Weather • FL: TC Ian • OK: Wildfire Activity • TX: Ongoing Operations • CA/MT/MN/ND/NV/UT/IA: Flooding • CO: Avian Influenza, Public Health Support, and Suncor Refinery • AZ/CO: SW Border Coordination • WY: Winter Weather • AS: Seismic Activity/Public Health Emergency • CA/CNMI/GU/MD/NV/WV: COVID Support | |
| Surge Capacity Force | | |
| Rostered 7,322 (+1) | Deployed 0 | |

| N-IMATs | |
|-----------------------|-------------------|
| 2-4 Teams Available | |
| Red | |
| White | |
| Blue | |
| Gold | |
| R-IMATs | |
| 4 - 6 Teams Available | |
| I | NH |
| II | Personnel |
| III | |
| IV-1 | MS |
| IV-2 | TN |
| V | IN |
| VI-1 | AR |
| VI-2 | TX/OK |
| VII | Training/Exercise |
| VIII | |
| IX-1 | Reconstituting |
| IX-2 | CA |
| X | 1 |

| REGIONAL BREAKDOWN | | | |
|--------------------|----------|----|----|
| | JFO/VJFO | DR | EM |
| I | 1/0 | 6 | 0 |
| II | 1/2 | 4 | 1 |
| III | 1/0 | 3 | 0 |
| IV | 4/1 | 12 | 2 |
| V | 0/1 | 4 | 0 |
| VI | 2/1 | 6 | 3 |
| VII | 0/0 | 0 | 0 |
| VIII | 0/1 | 5 | 0 |
| IX | 0/1 | 11 | 1 |
| X | 1/1 | 10 | 0 |



IM Workforce

13,396 (+4) Assigned
 4,432 (-75) Unavailable
 5,999 (+79) Deployed

22% / 2,965 Available

IM Cadre Availability ≤ 25% Availability

Alternate Dispute Resolution: 8% (3/38); Civil Rights: 14% (18/131); Disaster Field Training Operations: 20% (18/92); Disability Integration: 5% (3/59); Disaster Survivor Assistance: 5% (3/59); External Affairs: 23% (112/497); Environmental Planning and Historic Preservation: 15% (121/824); Field Leadership: 12% (16/138); Hazard Mitigation: 10% (125/1,212); Human Resources: 7% (12/164); Interagency Recovery Coordination: 19% (59/304); Information Technology: 23% (142/621); Logistics: 25% (360/1465); Operations: 15% (52/347); Public Assistance: 10% (223/2,173); Planning: 9% (42/446); Safety: 5% (4/79); Security: 14% (20/142)

MERS

≥ 66%

36 Assigned
 0 Unavailable
 1 Deployed

35 Available

US&R

≥ 66%

28 Assigned
 2 Unavailable
 0 Deployed

26 Available

FCO

≤ 1 Type I

48 Assigned
 5 (-3) Unavailable
 37 (+3) (27 (+1) FCOR) Deployed

6 Available

Joint Preliminary Damage Assessments

| Region | State / Location | Incident | IA | Number of Counties | | Start - End |
|--------|--------------------|--|----|--------------------|----------|-------------|
| | | | PA | Requested | Complete | |
| I | NH | Snow Storm Mar 13-15 | IA | 0 | 0 | N/A |
| | | | PA | 3 | 0 | 4/10 - TBD |
| II | NY | Severe Winter Storm Dec 23-25 | IA | 0 | 0 | N/A |
| | | | PA | 7 | 5 | 1/24 - TBD |
| IV | FL | Severe Storms and Flooding Apr 12-14 | IA | 1 | 1 | 4/19 - 4/22 |
| | | | PA | 1 | 0 | 4/19 - TBD |
| | MS | Severe Storms, Straight-Line Winds, and Tornadoes March 31- April 1 | IA | 0 | 0 | N/A |
| | | | PA | 2 | 0 | 4/26 - TBD |
| VI | TX | Winter Storm Jan 29 and continuing | IA | 0 | 0 | N/A |
| | | | PA | 29 | 18 | 3/6 - TBD |
| IX | CA | Severe Weather and Flooding Mar 9 and continuing | IA | 16 | 14 | 3/18 - TBD |
| | | | PA | 42 | 41 | 3/18 - TBD |
| | Trinidad Rancheria | Severe Weather Mar 18 and continuing | IA | 0 | 0 | N/A |
| | | | PA | 1 | 0 | 5/2 - TBD |



FEMA

Declaration Approved – Hoopa Valley Tribe

Declaration: Major Disaster Declaration – FEMA-4707-DR-HVT

Date Requested: Apr 5, 2023

Incident: Severe winter storms and mudslides

Incident Period: Feb 14-Mar 5, 2023

Provides:

- **PA:** Hoopa Valley Tribe
- **Hazard Mitigation:** Hoopa Valley Tribe

FCO: Benigno B. Ruiz



■ IA/PA



FEMA

Declaration Request – Florida

Declaration Type: Major Disaster – Florida

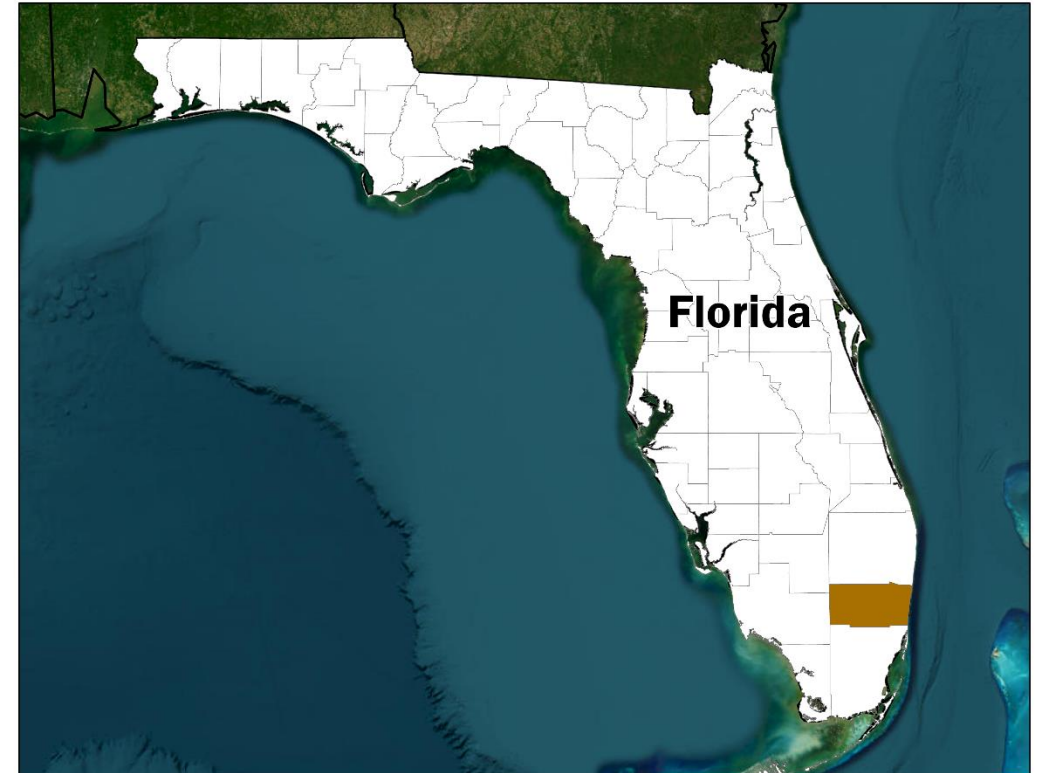
Date Requested: Apr 25, 2023

Incident: Severe storm and flooding

Incident Period: Apr 12-14, 2023

Requested:

- **IA & PA:** 1 county
- **Hazard Mitigation:** Statewide



■ IA/PA



FEMA

National Watch Center

Declaration Request – Alabama

Declaration Type: Major Disaster – Alabama

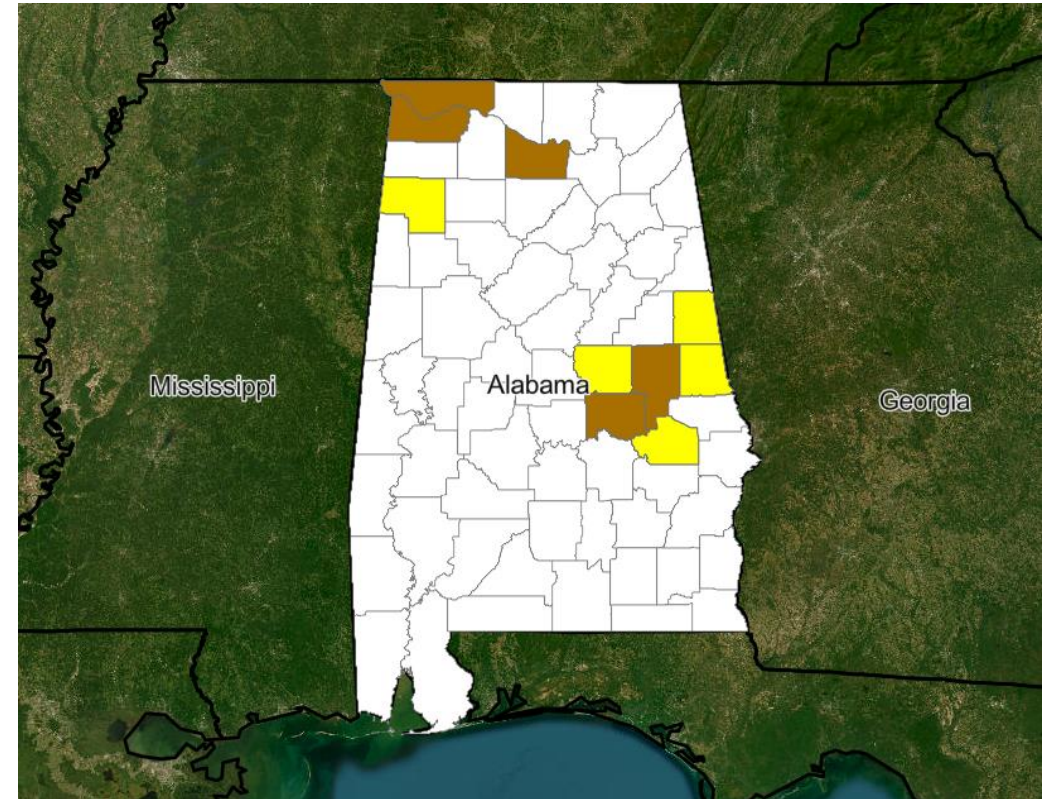
Date Requested: Mar 24-27, 2023

Incident: Severe Storm, Straight-line Winds, and Tornadoes

Incident Period: Apr 12-14, 2023

Requested:

- **IA:** 5 county
- **PA:** 10 county
- **Hazard Mitigation:** Statewide



■ IA/PA

■ PA



FEMA

Declaration Requests in Process – 10

| State / Tribe / Territory – Incident Description | Type | IA | PA | HM | Requested |
|---|------|----|----|----|-----------|
| Choctaw Nation of Oklahoma – Tornadoes | DR | | X | X | Jan 3 |
| CA – Heat Dome and Wildfires (Appeal) | DR | | X | X | Mar 5 |
| ND – Severe Winter Storms | DR | | X | X | Mar 21 |
| KY – Severe Storms, Straight-line Winds, Flooding, Landslides, and Mudslides | DR | | X | X | Mar 27 |
| IL – Severe Storm, Straight-line Winds, & Tornadoes | EM | | X | | Apr 5 |
| Hoop Valley Tribe – Severe Winter Storms, Snowstorm, and Mudslides- APPROVED | DR | X | X | X | Apr 5 |
| NV – Severe Winter Storms, Flooding, Landslides, and Mudslides | DR | | X | X | Apr 13 |
| SBLI* – Severe Winter Storm and Flooding | DR | | X | X | Apr 21 |
| SBLI* – Severe Storm and Flooding | DR | | X | X | Apr 21 |
| FL - Severe Storm and Flooding | DR | X | X | X | Apr 25 |
| AL - Severe Storm, Straight-line Winds, and Tornadoes | DR | X | X | X | Apr 25 |

*Soboba Band of Luiseño Indians



FEMA



FEMA

Helping people before, during, and after disasters.



Scan to subscribe to this briefing.