

The Disaster Center is dedicated to the idea that disaster mitigation is cost effective and individuals pursuing their own interest are the greatest potential force for disaster reduction.

Please consider making a small donation to the Disaster Center



When disaster mitigation is cost effective, we are on the road to bringing disasters to an end.



# FEMA

## Daily Operations Briefing

Sunday, April 26, 2020

8:30 a.m. ET

# National Current Operations & Monitoring



FEMA

## **Significant Incidents or Threats:**

- COVID-19

## **Tropical Activity:**

- Eastern Pacific: Tropical Depression One-E

## **Declaration Activity:**

- Request: Major Disaster Declaration – AR, LA, and AL

# COVID-19 Update



**Situation:** FEMA, HHS, and federal partners are working with our state, local, tribal, and territorial governments to execute a whole-of-America response to the COVID-19 pandemic. The federal government is coordinating the deployment of PPE and ventilators from multiple sources including SNS, donations, and vendor procurements. The President released Guidelines for Opening American Up Again and the Federal Government is continuing to work with governors across the country to ensure they have the equipment, supplies, and testing resources they need to reopen safely and responsibly. The HHS Secretary issued a renewal of the January 31 COVID-19 Public Health Emergency Declaration; the renewal becomes effective April 26 and extends the Declaration for 90 days.

- FEMA NRCC remains at Level I in unified effort with HHS SOC; all FEMA RRCCs activated
- FEMA IMAT-A teams deployed to 27 states/territories; LNOs deployed to 37 states/territories
- 56 major disaster declarations approved; All State / Territory EOCs activated
- 47,198 FEMA, DOD, HHS, VA and CDC personnel deployed/activated in support of COVID-19 response
- Testing: 5,153,259 cumulative as of Apr 24

## Community Mitigation Measures

- In collaboration with the White House, FEMA organized CDC calls on testing and surveillance needs of the federal government to support re-opening

## Data and Analysis

- Completed interactive web tool allowing users to navigate visuals for future hospitalization, case count, ICU, and ventilator utilization estimates being produced using the Infectious Disease Dynamics (IDD) model; currently in DATF leadership review

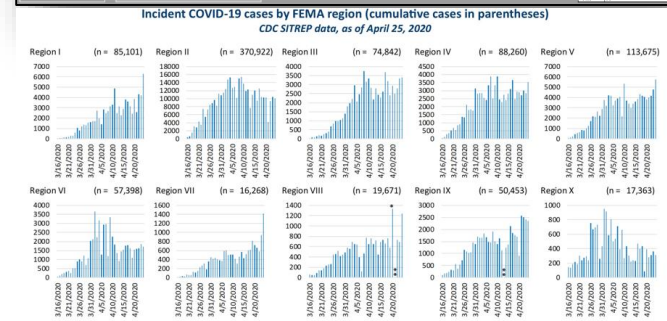
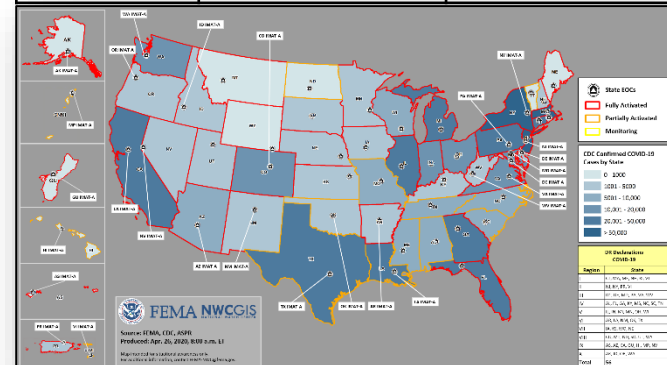
## Supply Chain Stabilization

- Project Airbridge activity: 82 (+4) flights complete; 32 (-4) flights scheduled; 114 total. Flights #83, #84 and #85 are scheduled to arrive in Chicago, April 25; flight #86 is scheduled to arrive in New York City, April 25; cargo for both will be assessed upon arrival
- Battelle Critical Care Decontamination System units that arrived in Burbank, CA, Baltimore, MD, and College Park, GA on April 20 completed set up

## Public Health

- FEMA/HHS/CISA to distribute cloth facial coverings to SLTT, Private Sector, and US Government Mission Essential Activities. Over 19 million cloth facial coverings being distributed, expecting 4-6 million more coverings per week for the next 4 weeks

COVID-19	Confirmed	Deaths
United States	928,885 (+34,932)	52,463 (+2,057)
Worldwide	2,719,897 (+93,716)	187,705 (+5,767)



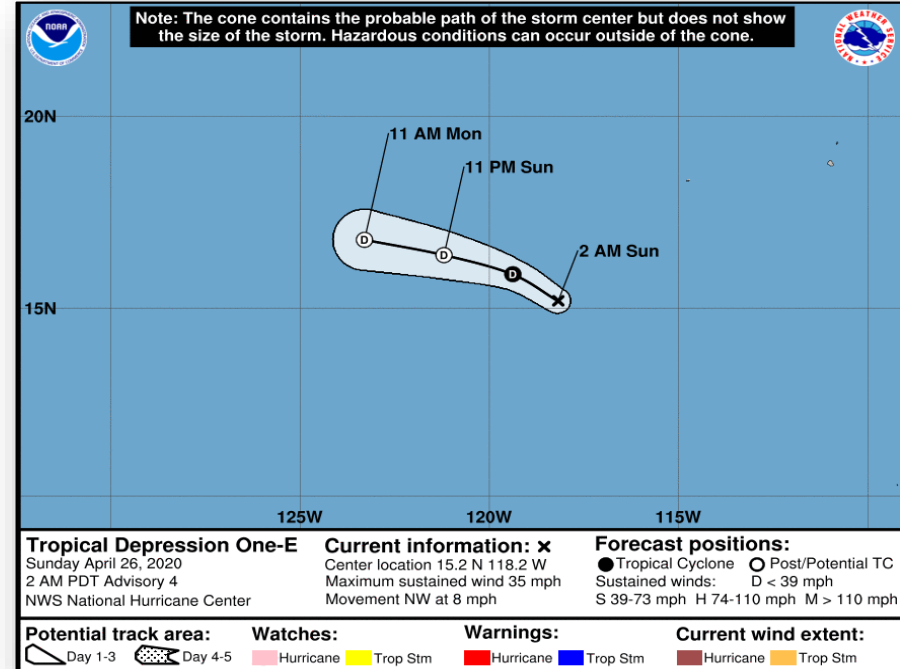
Notes: (1) Data are from CDC STREPs. (2) The y-axis of the graphs varies. (3) The charts display data since 16MARCH2020. Total cases in the U.S. before 16MARCH2020 was 2,730. \*\*The increase in Region VIII cases on 20Apr is due to the inclusion of probable cases reported in Colorado. \*\*A case in the region updated reported values of new cases, resulting in negative values.

# Tropical Outlook – Eastern Pacific



## Tropical Depression One-E (Advisory #4 as of 5:00 a.m. ET)

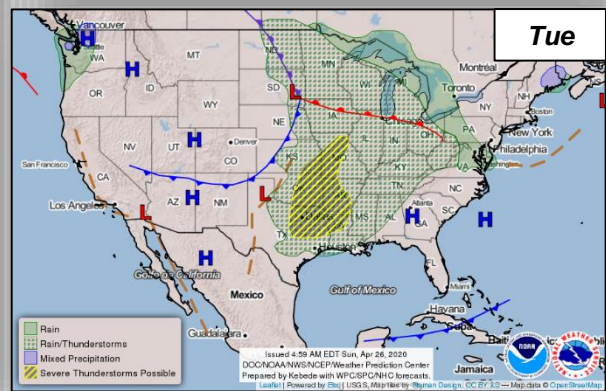
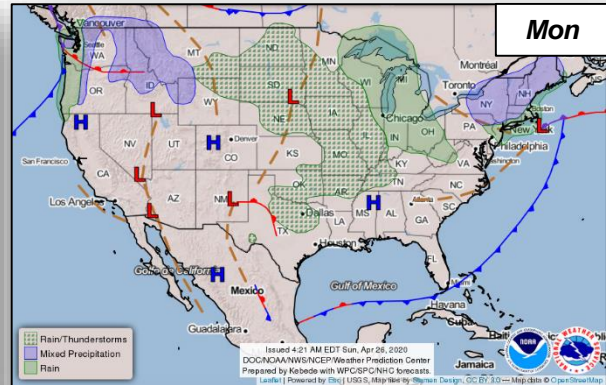
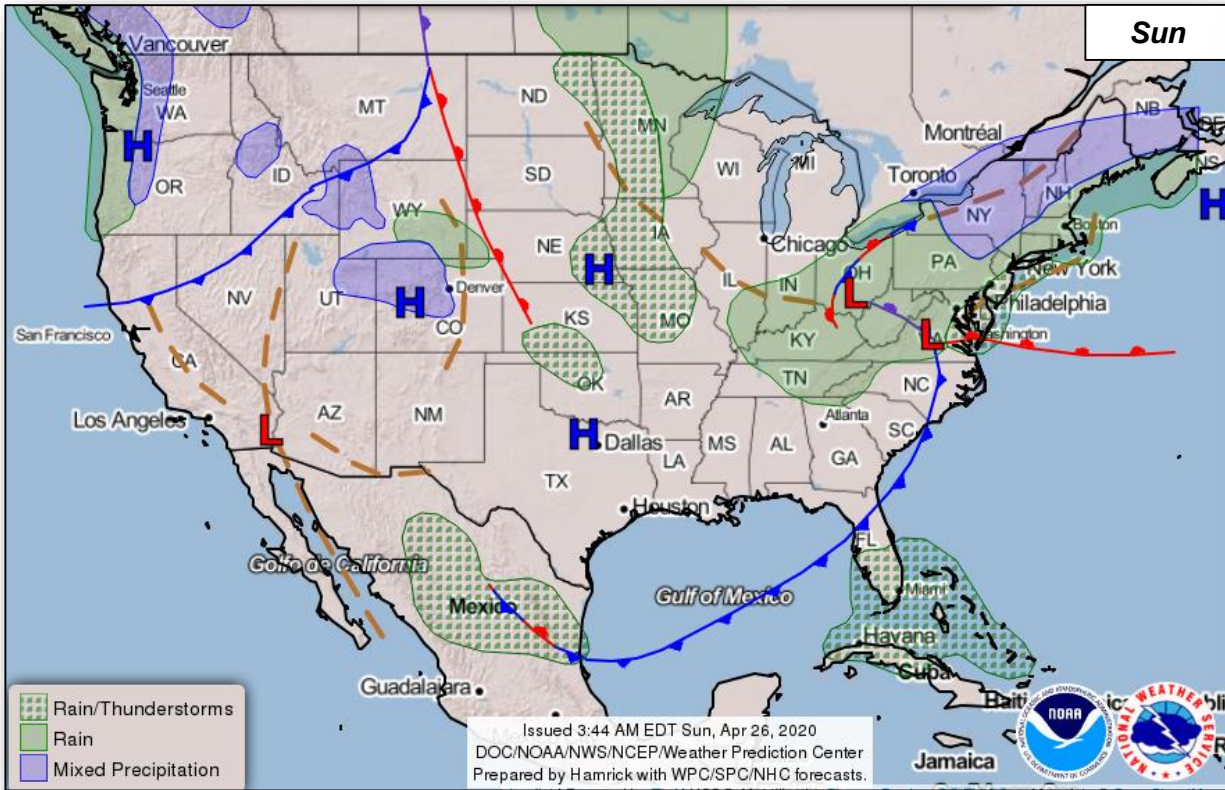
- 760 miles SW of Southern tip of Baja California
- Moving NW at 8 mph
- Max sustained winds 35 mph
- Forecast to degenerate into a remnant low by tonight



Current Disturbances & 5 Day Cyclone Formation: ✕ < 40% | ✖ 40-60% | ✗ > 60%  
 Tropical / Sub-Tropical Cyclone: ○ Depression | ● Storm | ● Hurricane | ⊗ Post-Tropical Cyclone / Remnants

Potential track area: Day 1-3 Day 4-5  
 Watches: Hurricane Trop Stm  
 Warnings: Hurricane Trop Stm  
 Current wind extent: Hurricane Trop Stm

# National Weather Forecast



# Joint Preliminary Damage Assessments



FEMA

Region	State / Location	Event	IA/PA	Number of Counties		Start – End
				Requested	Completed	
IV	SC	Severe Storms, Tornadoes and Straight-line Winds Apr 12-13	IA	9	9	4/21 – 4/24
			PA	8	0	4/23 – TBD

# Declaration Request



FEMA

**Declaration:** Major Disaster – Louisiana  
**Requested:** Apr 24

**Incident:** Severe Storms and Tornadoes  
**Incident Period:** Apr 12

**Includes:**

- **IA Only:** 1 Parish
- **Hazard Mitigation:** Statewide



■ IA



# Declaration Request



**Declaration:** Major Disaster – Arkansas

**Requested:** Apr 24

**Incident:** Severe storms, tornadoes, and straight-line winds

**Incident Period:** Mar 28

**Includes:**

- **IA & PA:** 1 county
- **Hazard Mitigation:** Statewide



■ **IA & PA**

# Declaration Request

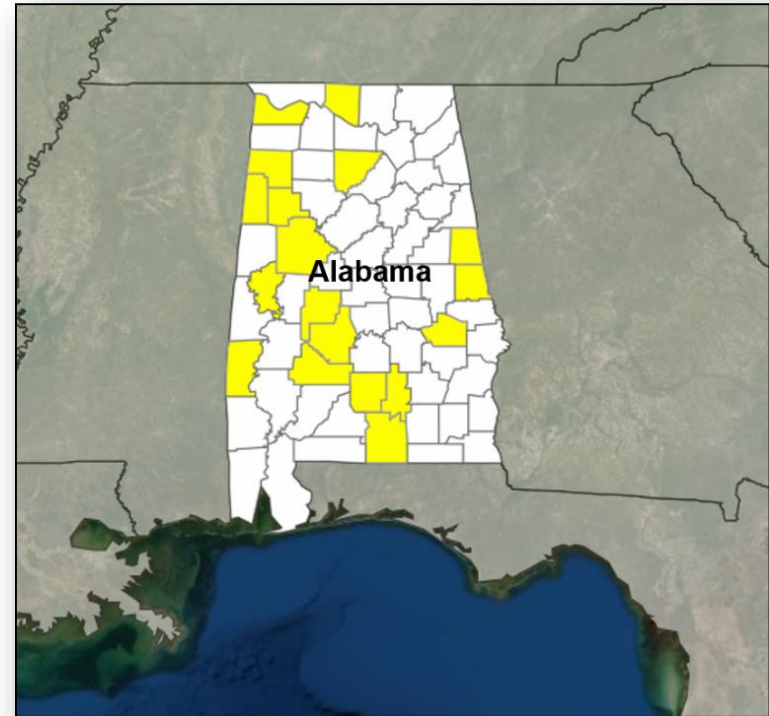


**Declaration:** Major Disaster – Alabama  
**Requested:** Apr 25

**Incident:** Severe storms and flooding  
**Incident Period:** Feb 2 to Mar 6

**Includes:**

- **PA:** 18 counties
- **Hazard Mitigation:** Statewide



■ PA

# COVID-19 Declaration Requests in Process – 1



FEMA

State / Tribe / Territory – Incident Description	Type	IA	PA	HM	Requested
<b>STOF</b> (Seminole Tribe of Florida) – COVID-19	DR	X	X	X	Apr 21

# Declaration Requests in Process – 7

State / Tribe / Territory – Incident Description	Type	IA	PA	HM	Requested
<b>AK</b> – Fire	DR		X	X	Apr 7
<b>NC</b> – Severe Storms, Tornadoes, and Flooding	DR		X	X	Apr 9
<b>SC</b> – Severe Storms, Tornadoes, and Straight-line Winds	DR	X	X	X	Apr 18
<b>GA</b> – Severe Storms, Tornadoes, and Straight-line Winds	DR	X		X	Apr 22
<b>LA</b> - Severe Storms and Tornadoes	DR	X		X	Apr 12
<b>AR</b> - Severe Storms, Tornadoes, and Straight-line Winds	DR	X	X	X	Apr 24
<b>AL</b> - Severe Storms and Flooding	DR		X	X	Apr 25

# FEMA Common Operating Picture



FEMA HQ	
<b>NWC</b>	<b>NRCC</b>
Monitoring	Level I

FEMA REGIONS		
WATCH	RRCC	
Monitoring	I	Level I
Monitoring	II	Level II
Monitoring	III	Level II
Monitoring	IV	Level II
Monitoring	V	Level II
Monitoring	VI	Level II
Alt Location	VII	Level II
Monitoring	VIII	Level II
Monitoring	IX	Level I
Monitoring	X	Level II

**Notes:**

<b>COVID-19</b> NRCC w/ESFs (Days)	GA: Flooding MS: Flooding PR: Earthquake TN: Tornadoes
All RRCCs (Days)	All EOCs activated for COVID-19

**Major Disasters (DR): 101**  
**Emergency Disasters (EM): 93**  
 JFOs: 10 / VFOs: 11  
 Staging Area  
 Distribution Center (DC)  
 Declared County (non-COVID-19 Declarations)  
 Fully Activated  
 Partially Activated  
 Monitoring

As of 8:00 a.m. ET April 26, 2020  
 Created by FEMA NWC

**Region VIII COVID DRs**  
 4519-DR-OR FCO: Dolph A. Diemont VFO: Salem, OR  
 4539-DR-WA FCO: Timothy B. Manner JFO: TBD  
 4446/4463/4467/4469-DR-SD FCO: Jon K. Huss JFO: Sioux Falls, SD  
 4414/4442-DR-MN 4459/4477-DR-WI FCO: John F. Boyle 4424/4447-DR-OH 4461-DR-IL FCO: Paul Taylor JFO: TBD  
 RVII IMAT (Kansas City, MO)  
 4372/4379-DR-MA 4410-DR-CT 4445/4474-DR-VT 4465-DR-NH FCO: James McPherson JFO: Williston, VT  
 Region I COVID DRs  
 4496-DR-MA 4500-DR-CT 4505-DR-NI 4516-DR-NH 4522-DR-ME 4532-DR-VT FCO: W. Russell Webster JFO: TBD  
 RI IMAT (Boston, MA)  
 4472-DR-NY FCO: Seamus K. Leary JFO: Albany, NY  
 4428/4540-DR-NY FCO: Allan Jarvis VFO: Frankfort, KY  
 Region II COVID DRs  
 4480-DR-NY FCO: Thomas Von Essen JFO: Albany, NY  
 4488-DR-NJ FCO: Thomas Von Essen VFO: West Trenton, NJ  
 4493-DR-PR FCO: Thomas Von Essen VFO: Guaynabo, PR  
 4513-DR-UV FCO: Thomas Von Essen VFO: Christiansted, VI  
 RI IMAT (Albany, NY)  
 Region III COVID DRs  
 4491-DR-MD 4502-DR-DC 4506-DR-PA 4512-DR-VA 4517-DR-WV 4526-DR-DE FCO: MaryAnn Tierney JFO: TBD  
 RI IMAT (Phila., PA)  
 Region IV COVID DRs  
 4486-DR-FL 4487-DR-NC 4492-DR-SC 4497-DR-KY 4501-DR-GA 4503-DR-AL 4514-DR-TX 4528-DR-MS FCO: Gracia B. Szczech JFO: TBD  
 4393/4412/4465-DR-NC FCO: Elizabeth Turner JFO: Durham, NC  
 4400-DR-GA 4427/4471/4476/4541-DR-TN FCO: Myra M. Shird JFO: Nashville, TN  
 4464/4479-DR-SC FCO: Allan Jarvis VFO: Atlanta, GA  
 Region V COVID DRs  
 4485-DR-FL 4487-DR-NC 4492-DR-SC 4497-DR-KY 4501-DR-GA 4503-DR-AL 4514-DR-TX 4528-DR-MS FCO: Gracia B. Szczech JFO: TBD  
 4399-DR-FL FCO: Brett Howard JFO: Panama City, FL  
 4473-DR-PR FCO: Alex Amparo JFO: Ponca, PR  
 4435/4451-DR-MO FCO: John Brogan JFO: Jefferson City, MO  
 4538-DR-MS FCO: Terry L. Quarles JFO: TBD  
 4458/4462-DR-LA FCO: John E. Long VFO: Baton Rouge, LA  
 4478/4536-DR-MS FCO: Jose M. Girof JFO: TBD  
 4435/4451-DR-MO FCO: George A. Robinson JFO: TBD  
 Region VI COVID DRs  
 4484-DR-LA 4485-DR-TX 4518-DR-AR 4529-DR-NM 4530-DR-OK FCO: George A. Robinson JFO: TBD  
 4489-DR-IL 4494-DR-MI 4507-DR-OH 4515-DR-IN 4531-DR-MN FCO: James K. Joseph JFO: TBD  
 RV IMAT (Chicago, IL)  
 4489-DR-IL 4494-DR-MI 4507-DR-OH 4515-DR-IN 4531-DR-MN FCO: James K. Joseph JFO: TBD  
 RV IMAT (Chicago, IL)  
 4489-DR-IL 4494-DR-MI 4507-DR-OH 4515-DR-IN 4531-DR-MN FCO: James K. Joseph JFO: TBD  
 RV IMAT (Chicago, IL)

N-IMATs	
2 Teams	
Red	
Blue	
Gold	IMAT-A Support

R-IMATs	
4 - 6 Teams	
I	RRCC
II	NY
III	RRCC
IV-1	Virtual MS
IV-2	
V	RRCC
VI-1	
VI-2	
VII	RRCC
VIII	RRCC
IX-1	
IX-2	RRCC
X	RRCC

Team:	US&R	MERS	FCOs	FDRCs	IM WORKFORCE
Status	33 - 65%	>66%	≤1 Type I	≤1	
Assigned:	28	36	47	11	13,440 (MC)
Unavailable:	16	0	1	0	2,756 ▼
Deployed:	0	1	43	10	5,875 ▼
Available:	12	35	3	1	4,809 / 36% ▲

IM CADRE AVAILABILITY SUMMARY	
Cadres with 25% or Less Availability	
EHP 20% (127/624); FL 12% (19/160); FM 22% (59/264); HM 23% (283/1,222); OPS 20% (58/284); PA-NEW 25% (759/3,070); PLAN 23% (98/423); SAF 16% (9/55)	



# FEMA

**FEMA's mission is helping people before, during, and after disasters.**

Click [here](#) to subscribe to this briefing.