

FEMA National Watch Center

Daily Operations Briefing

Tuesday, April 25, 2023

8:30 a.m. ET



FEMA

National Current Ops / Monitoring

New Significant Incidents / Ongoing Ops

- No new significant incidents / operations

Hazard Monitoring

- Heavy rain and flash flooding – Southern/Central Plains
- Critical fire weather – Southwest
- Heavy snow – Central Rockies
- Severe thunderstorms – Southern Plains

Disaster Declaration Activity

- Approved: Major Disaster Declaration – Oklahoma
- Request: Major Disaster Declaration – Soboba Band of Luiseño Indians (2)
- Amendment No. 1 to FEMA-4704-DR-IN

Event Monitoring

- No significant events



FEMA

Spring Flooding – RFC River Forecasts / Snow Water Equivalent

RFC Max Stage Forecast

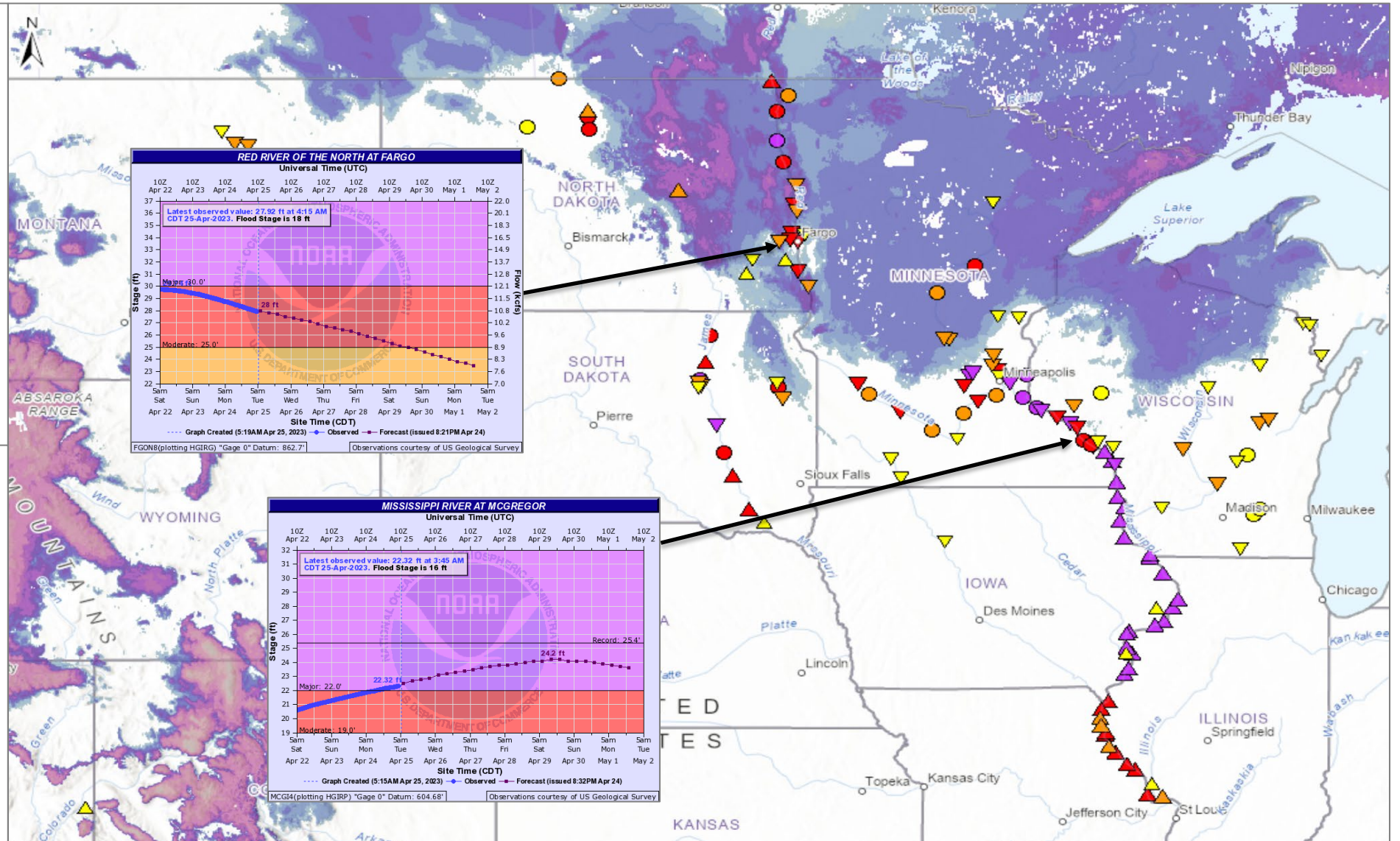
Max Status - Forecast Trend

- ▲ Record (Increasing)
- Record (Constant)
- ▼ Record (Decreasing)
- ▲ Major (Increasing)
- Major (Constant)
- ▼ Major (Decreasing)
- ▲ Moderate (Increasing)
- Moderate (Constant)
- ▼ Moderate (Decreasing)
- ▲ Minor (Increasing)
- Minor (Constant)
- ▼ Minor (Decreasing)
- ▲ Action (Increasing)
- Action (Constant)
- ▼ Action (Decreasing)

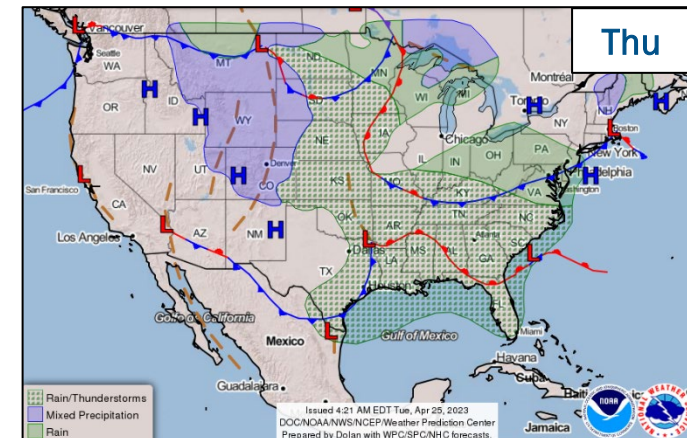
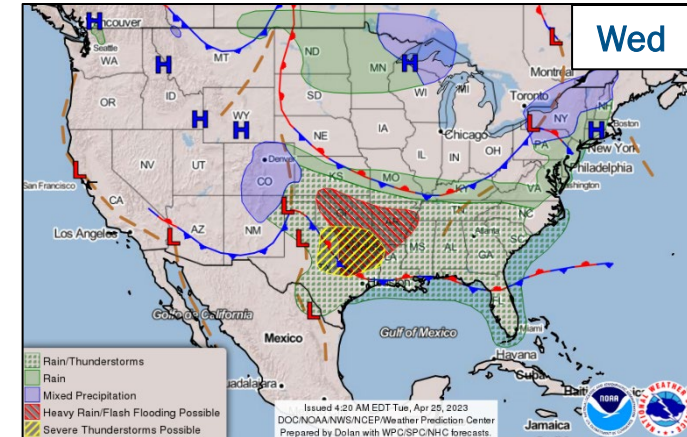
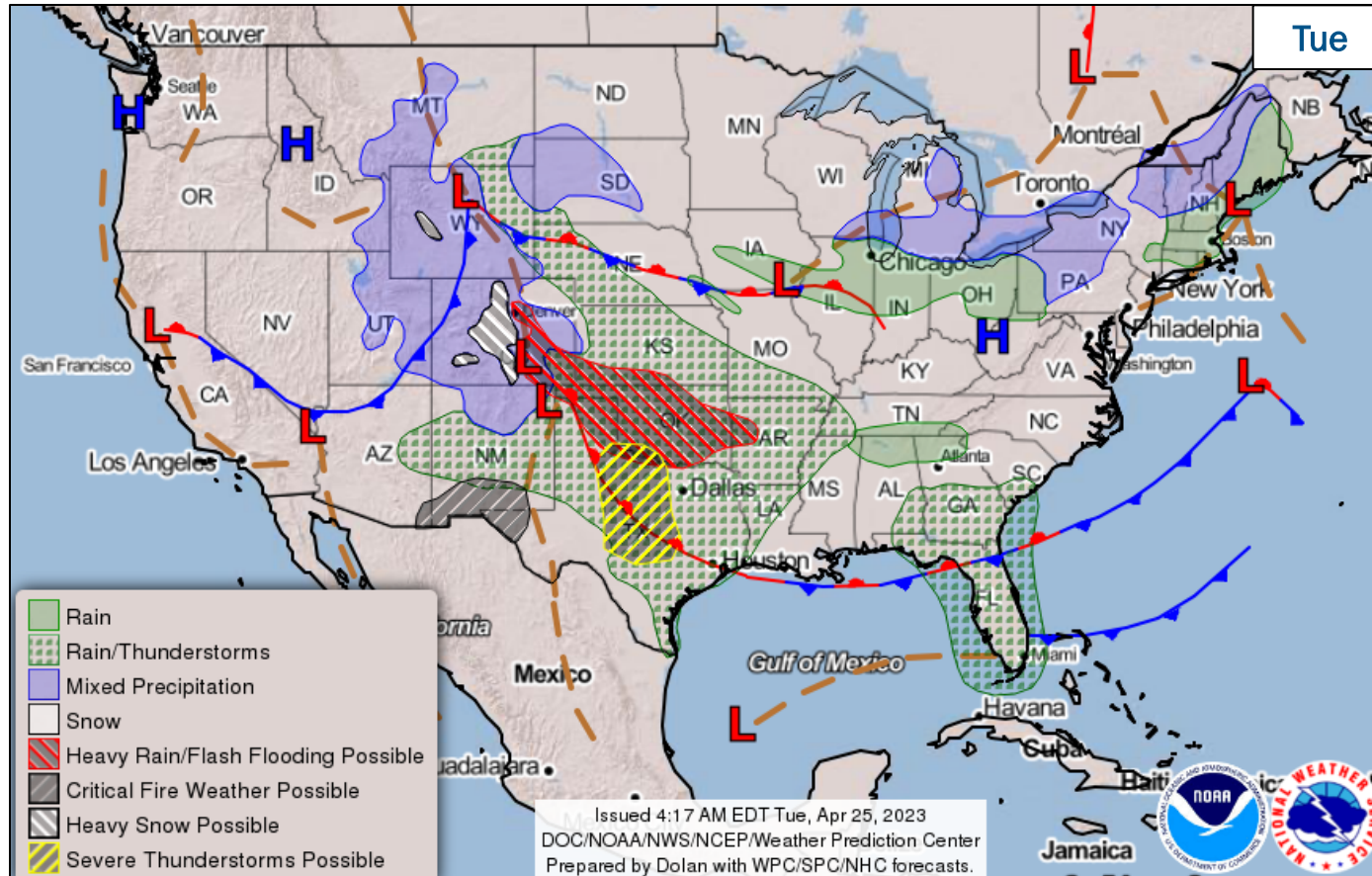
SNODAS SWE Analysis

Image

- 0 - 0.04
- 0.04 - 0.20
- 0.20 - 0.39
- 0.39 - 0.98
- 0.98 - 2.00
- 2.00 - 3.90
- 3.90 - 5.90
- 5.90 - 9.80
- 9.80 - 20
- 20 - 30
- 30 - 39
- 39 - 79



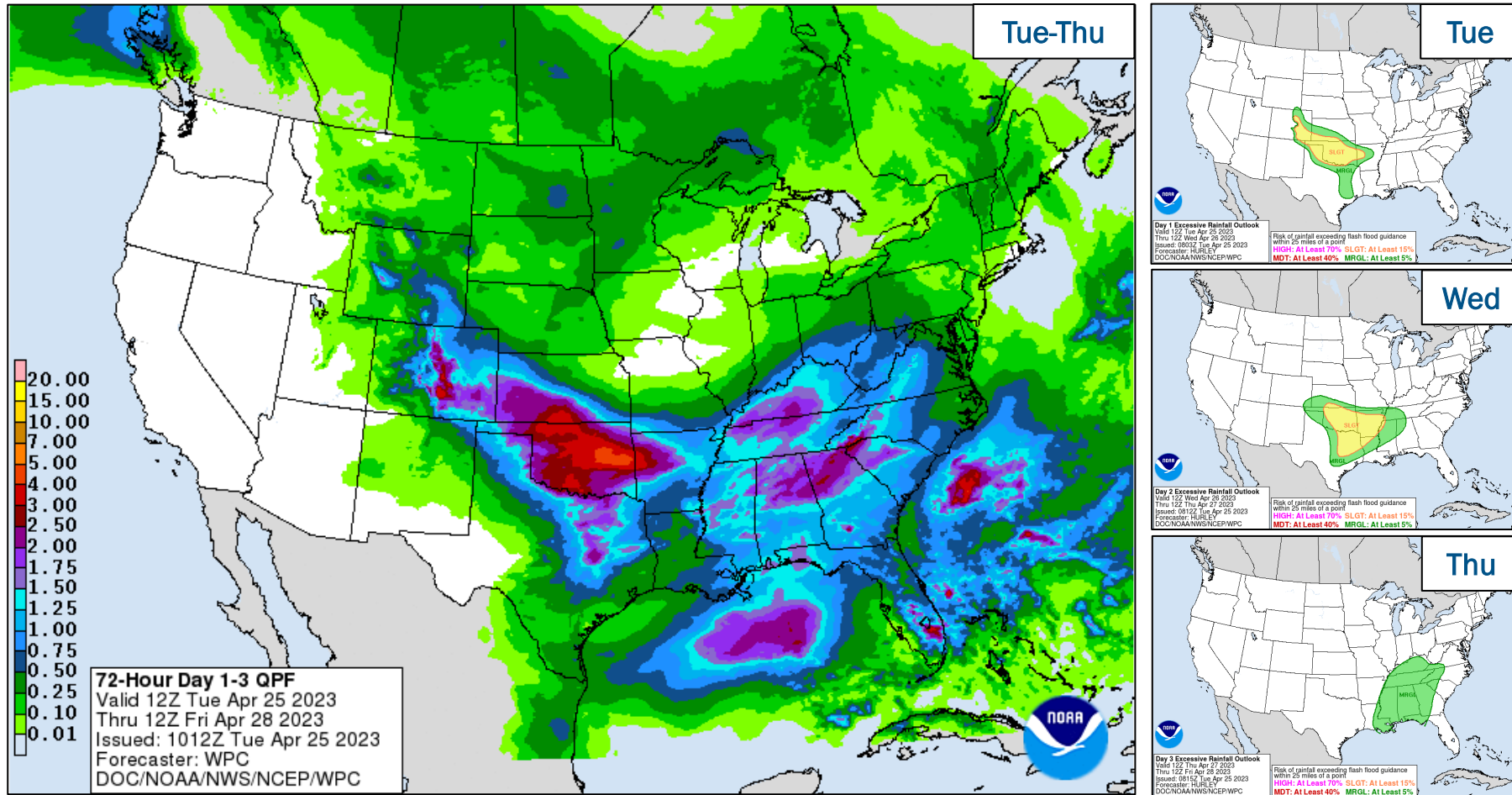
National Weather Forecast



FEMA

National Watch Center

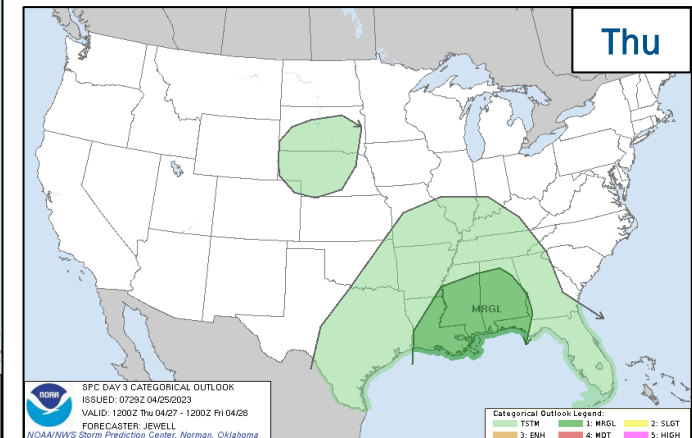
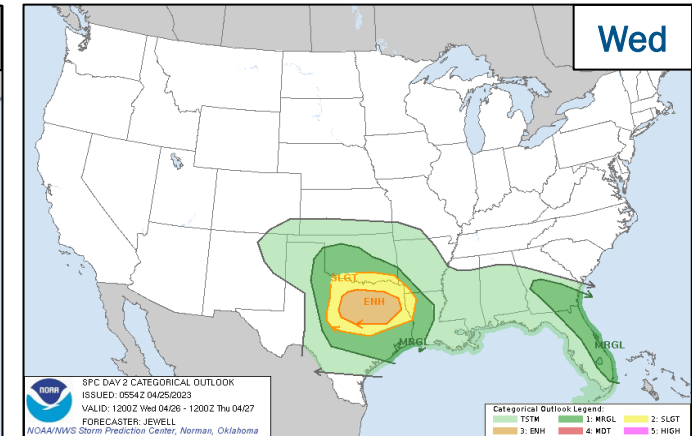
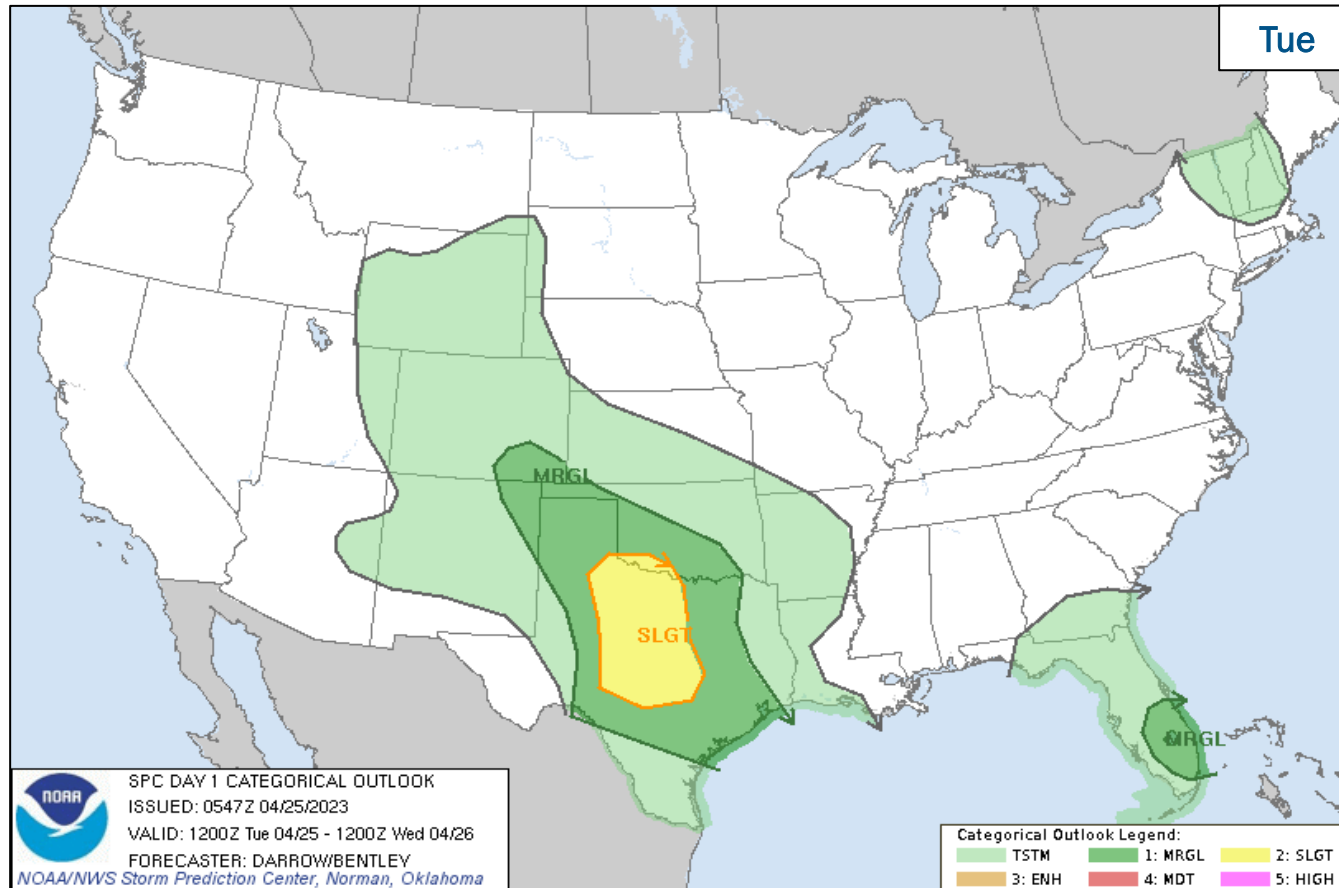
Precipitation & Excessive Rainfall



FEMA

National Watch Center

Severe Weather Outlook



FEMA

National Watch Center

FEMA Common Operating Picture

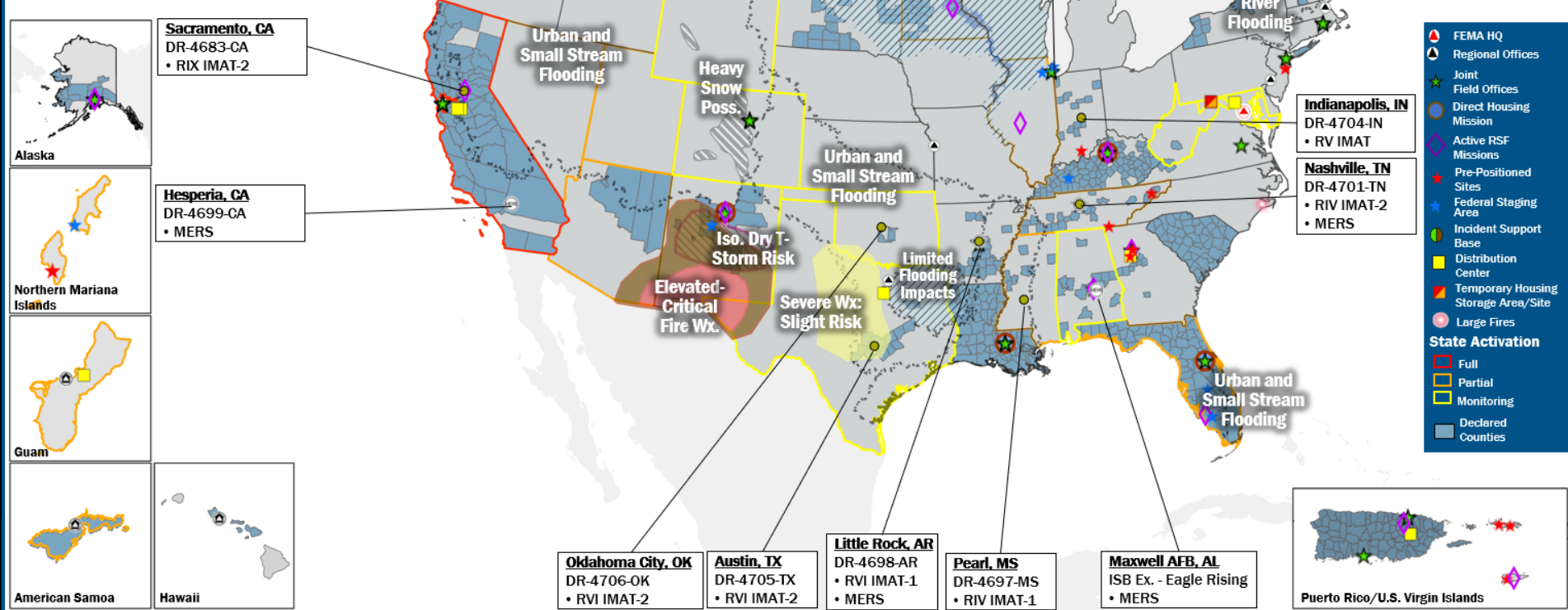
10 + 8 Joint Field Offices Virtual Joint Field Offices Supporting
60 + 7 Major Disasters Emergency Declarations
7 Direct Housing Missions
12 RSF-Supported Disasters

Tuesday
April 25, 2023
8:30 a.m. ET

FEMA HQ		
NWC	NRCC	
Monitoring	Rostered	
FEMA REGIONS		
Watch	RRCC	
Monitoring	I	Rostered
Monitoring	II	Rostered
Monitoring	III	Rostered
Monitoring	IV	Rostered
Monitoring	V	Rostered
Monitoring	VI	Rostered
Enhanced	VIII	Rostered
Monitoring	IX	Rostered
Monitoring	X	Rostered
Notes:		
RWC/RRCC: • Region VIII: Day shift (Flooding)	State EOCs: • DC: 1st Amendment Activities • AL/IL/MS/OK/TN: Severe Weather • FL: TC Ian • OK: Wildfire Activity • TX: Ongoing Operations • CA/MT/MN/ND/NV/UT: Flooding • CO: Avian Influenza, Public Health Support, and Suncor Refinery • AZ/CO: SW Border Coordination • WY: Winter Weather • AS: Seismic Activity • CA/CNMI/GU/MD/NV/WV: COVID Support	
Surge Capacity Force		
Rostered 7,321 (-19)	Deployed 0	

N-IMATs	
2-4 Teams Available	
Red	
White	
Blue	
Gold	
R-IMATs	
4 - 6 Teams Available	
I	NH
II	Personnel
III	
IV-1	MS
IV-2	TN
V	IN
VI-1	AR
VI-2	TX/OK
VII	Training/Exercise
VIII	
IX-1	Reconstituting
IX-2	CA
X	1

REGIONAL BREAKDOWN			
	JFO/VJFO	DR	EM
I	1/0	6	0
II	1/2	4	1
III	1/0	3	0
IV	4/1	12	2
V	0/1	4	0
VI	2/1	6	3
VII	0/0	0	0
VIII	0/1	5	0
IX	0/1	10	1
X	1/1	10	0



IM Workforce

13,392 (+1) Assigned
 4,507 (+263) Unavailable
 5,920 (-22) Deployed

22% (-2) / 2,965 (-240) Available

IM Cadre Availability ≤ 25% Availability

Alternate Dispute Resolution: 8% (3/38); Civil Rights: 11% (14/128); Disaster Field Training Operations: 18% (17/92); Disability Integration: 5% (3/59); External Affairs: 22% (109/494); Environmental Planning and Historic Preservation: 13% (104/824); Field Leadership: 12% (17/138); Hazard Mitigation: 11% (131/1,217); Human Resources: 7% (12/163); Interagency Recovery Coordination: 20% (60/304); Operations: 16% (54/347); Public Assistance: 10% (225/2,173); Planning: 12% (52/447); Safety: 8% (6/79); Security: 14% (20/142)

MERS

≥ 66%

36 Assigned
 0 Unavailable
 1 Deployed

35 Available

US&R

≥ 66%

28 Assigned
 2 Unavailable
 0 Deployed

26 Available

FCO

≤ 1 Type 1

48 Assigned
 8 Unavailable
 34 (26 (+1) FCOR) Deployed

6 Available

Joint Preliminary Damage Assessments

Region	State / Location	Incident	IA	Number of Counties		Start - End
			PA	Requested	Complete	
I	NH	Snow Storm Mar 13-15	IA	0	0	N/A
			PA	3	0	4/10 - TBD
II	NY	Severe Winter Storm Dec 23-25	IA	0	0	N/A
			PA	7	5	1/24 - TBD
IV	FL	Severe Storms and Flooding Apr 12-14	IA	1	1	4/19 - 4/22
			PA	1	0	4/19 - TBD
VI	TX	Winter Storm Jan 29 and continuing	IA	0	0	N/A
			PA	29	18	3/6 - TBD
IX	CA	Severe Weather and Flooding Mar 9 and continuing	IA	16 (+7)	14 (+5)	3/18 - TBD
			PA	42 (+3)	41 (+22)	3/18 - TBD
	Hoopa Valley Tribe	Severe Widespread Flooding Feb 14-Mar 5	IA	1	1 (+1)	3/24 - 4/22
			PA	1	1	3/24 - 3/25
	Trinidad Rancheria	Severe Weather Mar 18 and continuing	IA	0	0	N/A
			PA	1	0	5/2 - TBD



FEMA

Declaration Approved – Oklahoma

Declaration: Major Disaster Declaration – FEMA-4706-DR-OK
Date Requested: Apr 23, 2023

Incident: Severe storms, straight-line winds, and tornadoes
Incident Period: Apr 19-20, 2023

Provides:

- **IA:** 2 counties
- **PA:** Debris removal and emergency protective measures (Categories A and B) for 2 counties
- **Hazard Mitigation:** Statewide

FCO: Adam D. Burpee



■ IA/PA



FEMA

Declaration Request – Soboba Band of Luiseño Indians

Declaration Type: Major Disaster – Soboba Band of Luiseño Indians
Date Requested: Apr 21, 2023

Incident: Severe winter storm and flooding
Incident Period: Feb 23-26, 2023

Requested:

- **PA:** Emergency protective measures and permanent work (Categories B-G)
- **Hazard Mitigation:** Soboba Band of Luiseño Indians

Declaration Type: Major Disaster – Soboba Band of Luiseño Indians
Date Requested: Apr 21, 2023

Incident: Severe storm and flooding
Incident Period: Mar 11-16, 2023

Requested:

- **PA:** (All Categories) Soboba Band of Luiseño Indians
- **Hazard Mitigation:** Soboba Band of Luiseño Indians



■ PA



FEMA

Declaration Requests in Process – 9

State / Tribe / Territory – Incident Description	Type	IA	PA	HM	Requested
Choctaw Nation of Oklahoma – Tornadoes	DR		X	X	Jan 3
CA – Heat Dome and Wildfires (Appeal)	DR		X	X	Mar 5
ND – Severe Winter Storms	DR		X	X	Mar 21
KY – Severe Storms, Straight-line Winds, Flooding, Landslides, and Mudslides	DR		X	X	Mar 27
IL – Severe Storm, Straight-line Winds, & Tornadoes	EM		X		Apr 5
Hoop Valley Tribe – Severe Winter Storms, Snowstorm, and Mudslides	DR	X	X	X	Apr 5
NV – Severe Winter Storms, Flooding, Landslides, and Mudslides	DR		X	X	Apr 13
OK – Severe Storms, Straight-Line Winds, and Tornadoes - Approved	DR	X	X	X	Apr 23
SBLI* – Severe Winter Storm and Flooding	DR		X	X	Apr 21
SBLI* – Severe Storm and Flooding	DR		X	X	Apr 21

*Soboba Band of Luiseño Indians



FEMA

Declaration Amendments

Declaration	Number	Issued	Action
FEMA-4704-DR-IN	1	Apr 24	Adds Hazard Mitigation statewide



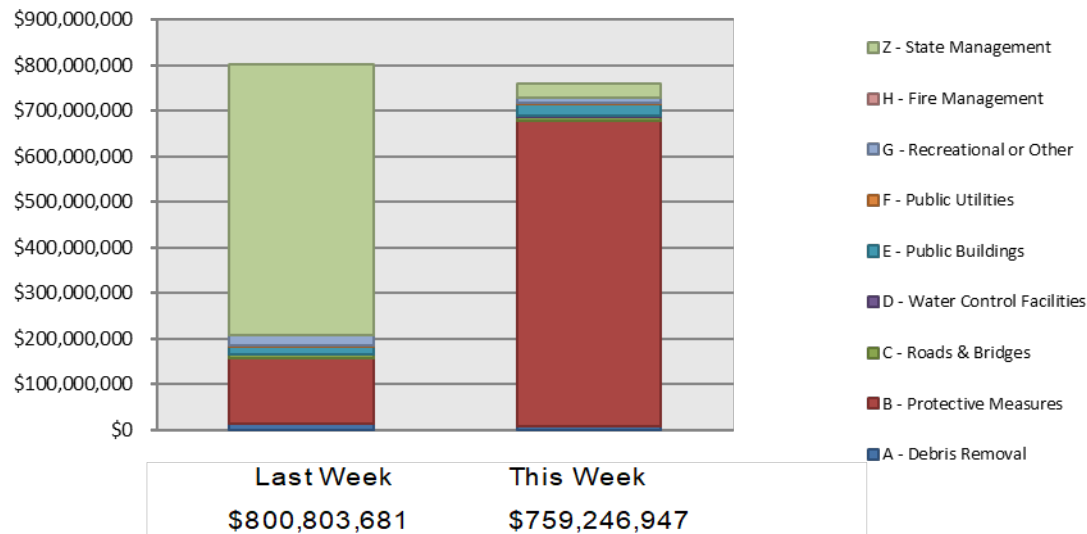
FEMA

Public Assistance Grant Program

PA Project Worksheets Obligated in past week, as of 04/24/2023 at 1500 EDT

PA Category	Emergency Work		Permanent Work				H - Fire Management	Z - State Management	Total	
	A - Debris Removal	B - Protective Measures	C - Roads & Bridges	D - Water Control Facilities	E - Public Buildings	F - Public Utilities				G - Recreational or Other
Number Of PWs Obligated	21	302	61	8	44	16	22	0	59	533
Federal Share Obligated	\$7,934,241.14	\$670,345,249.44	\$9,104,932.35	\$545,869	\$27,385,880.52	\$1,360,117.69	\$10,433,849.65	\$0	\$32,136,807.28	\$759,246,947.22

Public Assistance Obligated per Category 4/10/2023 through 04/24/2023



COVID-19 Obligated as of 04/24/2023

- Total Public Assistance Obligated: \$62,475,986,650

This Week's PA Highlights

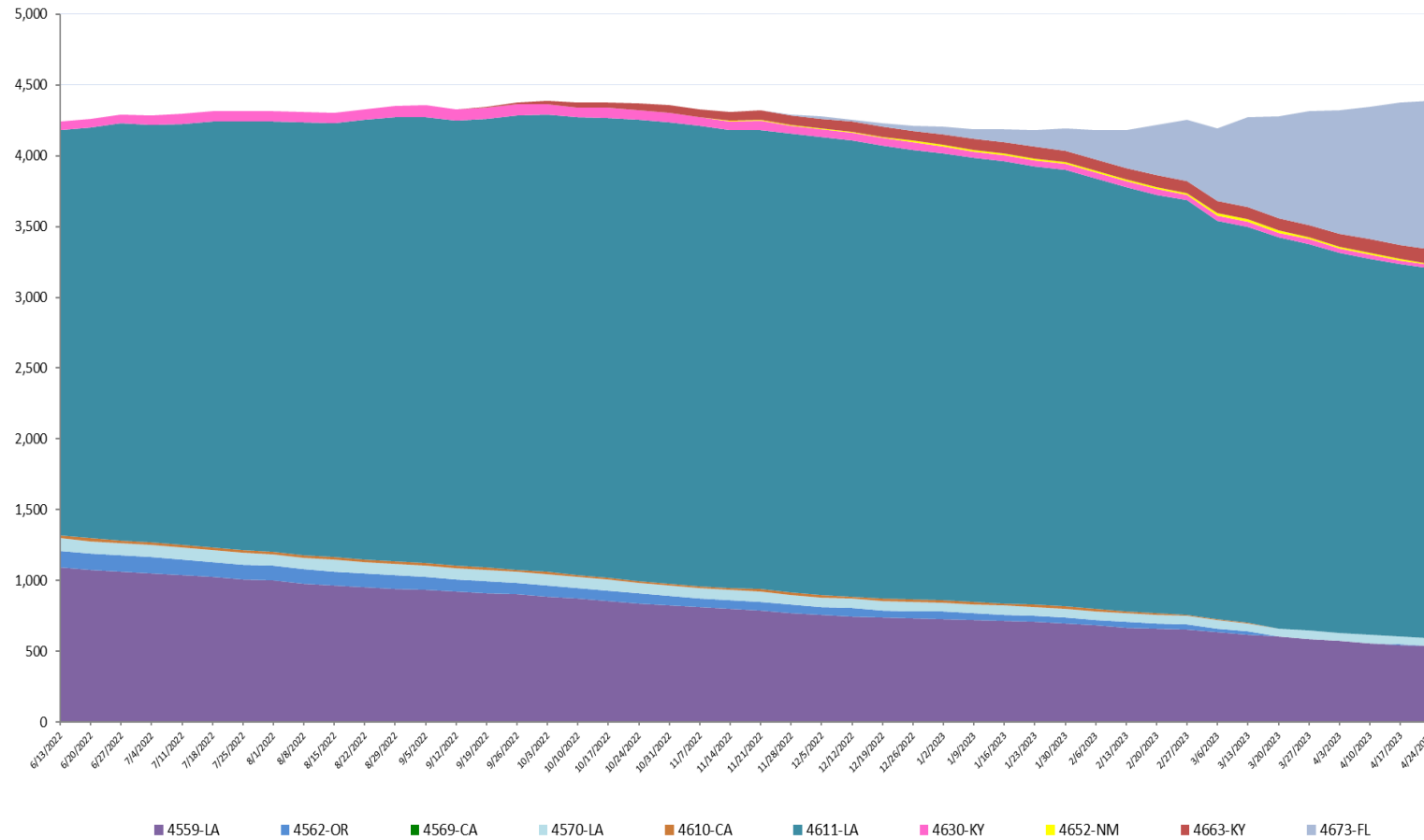
- In 4481-WA
\$173 Million obligated for Category B- Protective Measures
- In 4505-RI
\$128 Million obligated for Category B- Protective Measures
- In 4491-MD
\$100 Million obligated for Category B- Protective Measures



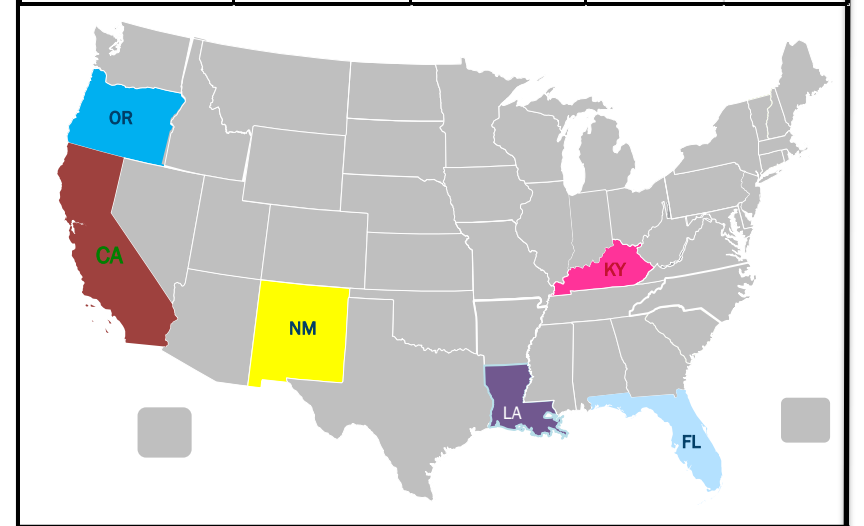
Direct Housing

Total Households in FEMA Direct Housing per State

Past Year per Week, 6/13/2022 – 04/24/2023. There are currently **4,384** Households Occupying **4,409** Temporary Units.



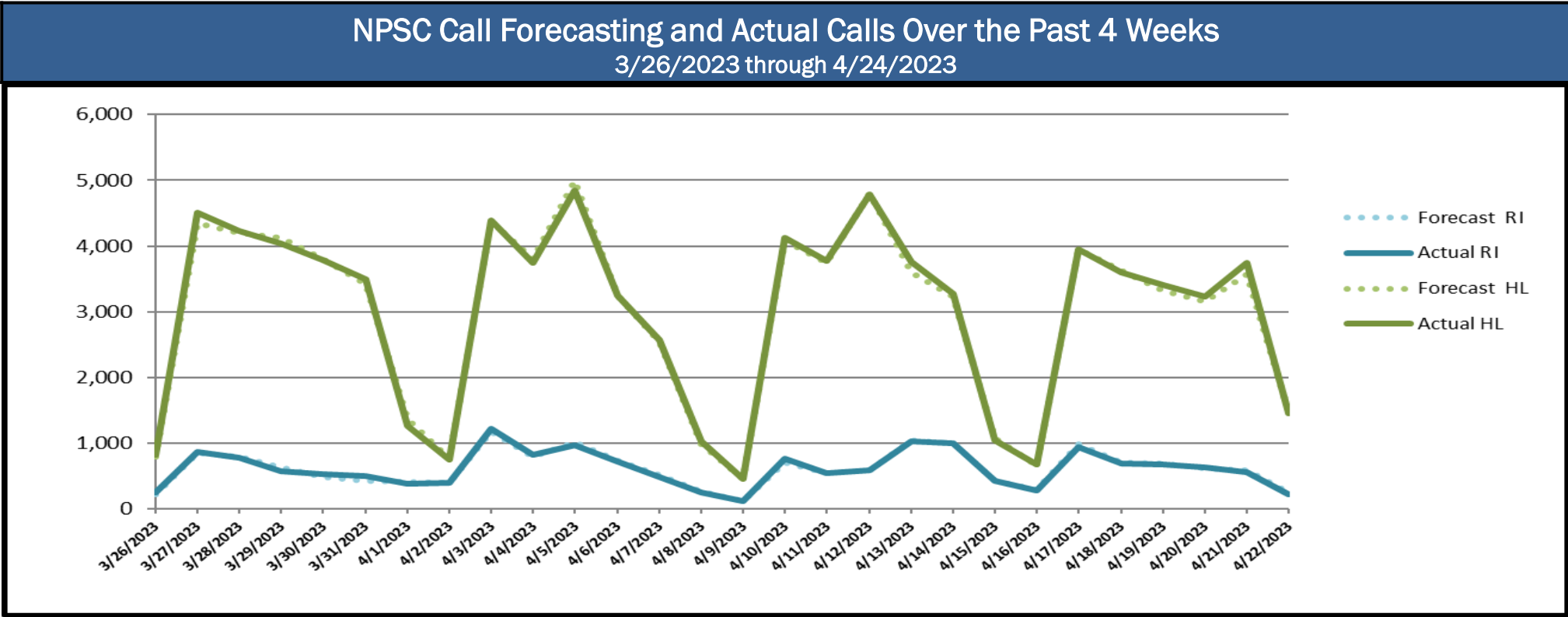
DR	IA Declaration Date	Program End Date	Current # of Households in Direct Housing (Weekly Change)
4673-FL	9/29/2022	3/29/2024	1047 (70)
4663-KY	7/29/2022	1/29/2024	101 (5)
4652-NM	5/4/2022	11/4/2023	11 (-1)
4630-KY	12/12/2021	6/13/2023	23 (-4)
4611-LA	8/29/2021	2/28/2023	2612 (-18)
4610-CA	8/24/2021	2/24/2023	0 (0)
4570-LA	10/16/2020	4/16/2022	54 (-1)
4562-OR	9/15/2020	3/15/2022	2 (0)
4559-LA	8/28/2020	2/28/2022	536 (-10)



States with Currently Occupied Units

NPSC Call Activity

NPSC Call Activity in the Past Week 4/16/2023 through 4/22/2023		
Call Type	Projected Calls	Actual Calls
Registration Intake:	4,444	4,477
Helpline:	20,994	21,224
Combined:	25,438	25,701



Individual Assistance Activity

IHP Approved per Category in the Past
2 Weeks – 04/10/2023 through 04/24/2023





FEMA

Helping people before, during, and after disasters.



Scan to subscribe to this briefing.