

The Disaster Center is dedicated to the idea that disaster mitigation is cost effective and individuals pursuing their own interest are the greatest potential force for disaster reduction.

Please consider making a small donation to the Disaster Center



When disaster mitigation is cost effective, we are on the road to bringing disasters to an end.



FEMA

Daily Operations Briefing

Saturday, April 25, 2020

8:30 a.m. ET

National Current Operations & Monitoring



FEMA

Significant Incidents or Threats:

- COVID-19
- Severe Thunderstorms - Tennessee Valley / Southern Appalachians

Tropical Activity:

- Eastern Pacific: Disturbance 1: High (80%)

Declaration Activity:

- Approval: Major Disaster Declaration – TN and KY
- Denial: Major Disaster Declaration – AR
- 2 Amendments issued

COVID-19 Update



Situation: FEMA, HHS, and federal partners are working with our state, local, tribal, and territorial governments to execute a whole-of-America response to the COVID-19 pandemic. The federal government is coordinating the deployment of PPE and ventilators from multiple sources including SNS, donations, and vendor procurements. The President released Guidelines for Opening American Up Again and the Federal Government is continuing to work with governors across the country to ensure they have the equipment, supplies, and testing resources they need to reopen safely and responsibly. [The HHS Secretary issued a renewal of the January 31 COVID-19 Public Health Emergency Declaration; the renewal becomes effective April 26 and extends the Declaration for 90 days.](#)

- FEMA NRCC remains at Level I in unified effort with HHS SOC; all FEMA RRCCs activated
- FEMA IMAT-A teams deployed to 27 states/territories; LNOs deployed to 37 states/territories
- 56 major disaster declarations approved; All State / Territory EOCs activated
- [46,446 FEMA, DOD, HHS, VA and CDC personnel deployed/activated in support of COVID-19 response](#)
- Testing: [5,153,259 \(+218,573\) cumulative as of Apr 24](#)

Operational Task Forces

Community Mitigation Measures

- Published two Morbidity and Mortality Weekly Reports (MMWRs) on COVID-19 and impacts for people experiencing homelessness

Data and Analysis

- Delivered representative Infectious Disease Dynamics data for incorporation in the Resource Allocation tool to inform PPE and other resource allocation decisions

Health and Medical Lifeline

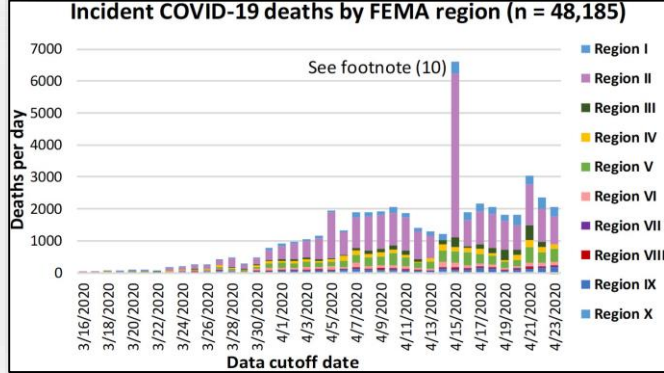
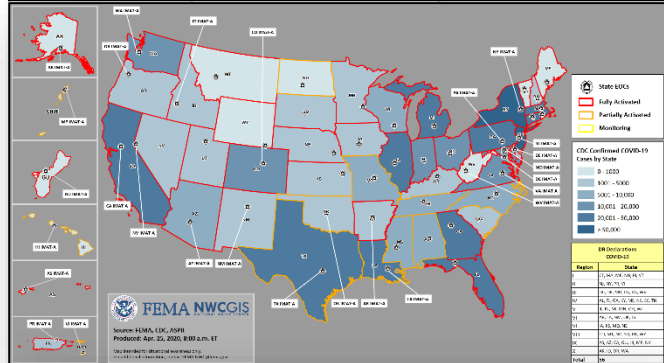
Public Health – Supplies

- NE: 13 out of 25 ethanol plants (52%) in State are pausing operations due to COVID-19 affecting ethanol margins nationally; the plants collectively produce 1,266,000,000 gallons of ethanol annually which is used in part for producing sanitizers and disinfectants

Medical Care – Hospital Capacity

- DC: Convention Center Alternate Care Site (ACS) estimated date for patients is May 8-10
- MA: ACS Boston Convention Center: 26/48 beds filled; 60 total patients seen, 26 COVID-19+ patients; 1 Urban Area Medical Task Force to support Twerksbury; full operational capability anticipated on April 25
- MD: University of Maryland Laurel Regional Hospital reopened as an ACS on April 22; capacity: 35 ICU beds

COVID-19	Confirmed	Deaths
United States	893,953 (+36,133)	50,406 (+2,221)
Worldwide	2,626,321 (+81,529)	181,938 (+6,260)

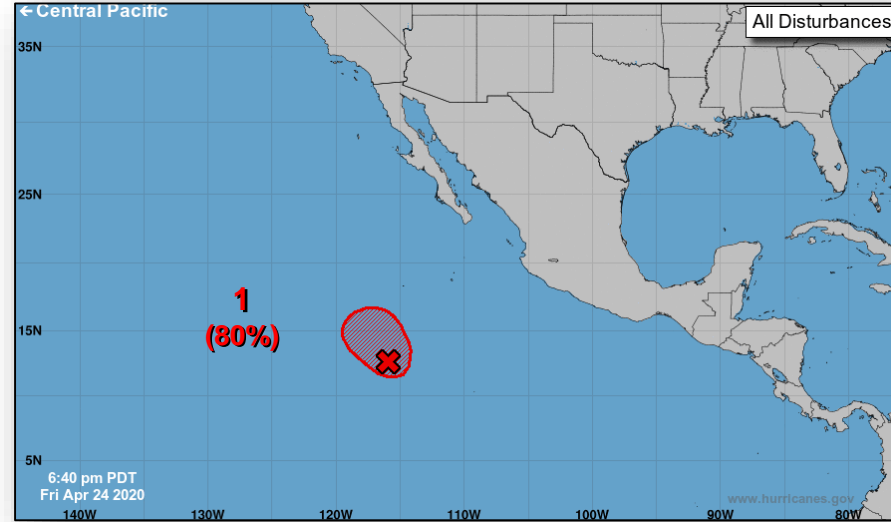


Tropical Outlook – Eastern Pacific



Disturbance 1 *(as of 9:40 p.m. ET 24 Apr)*

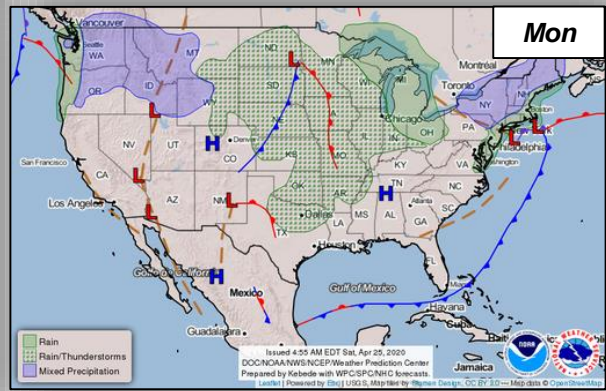
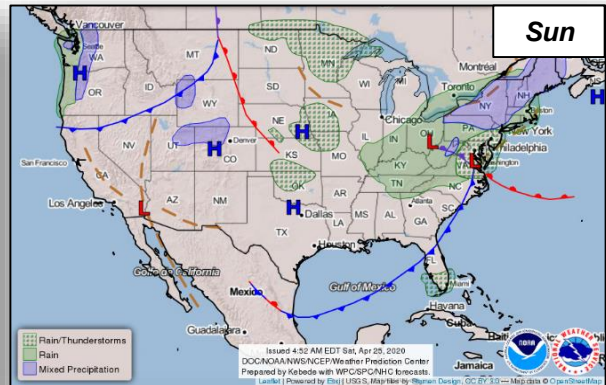
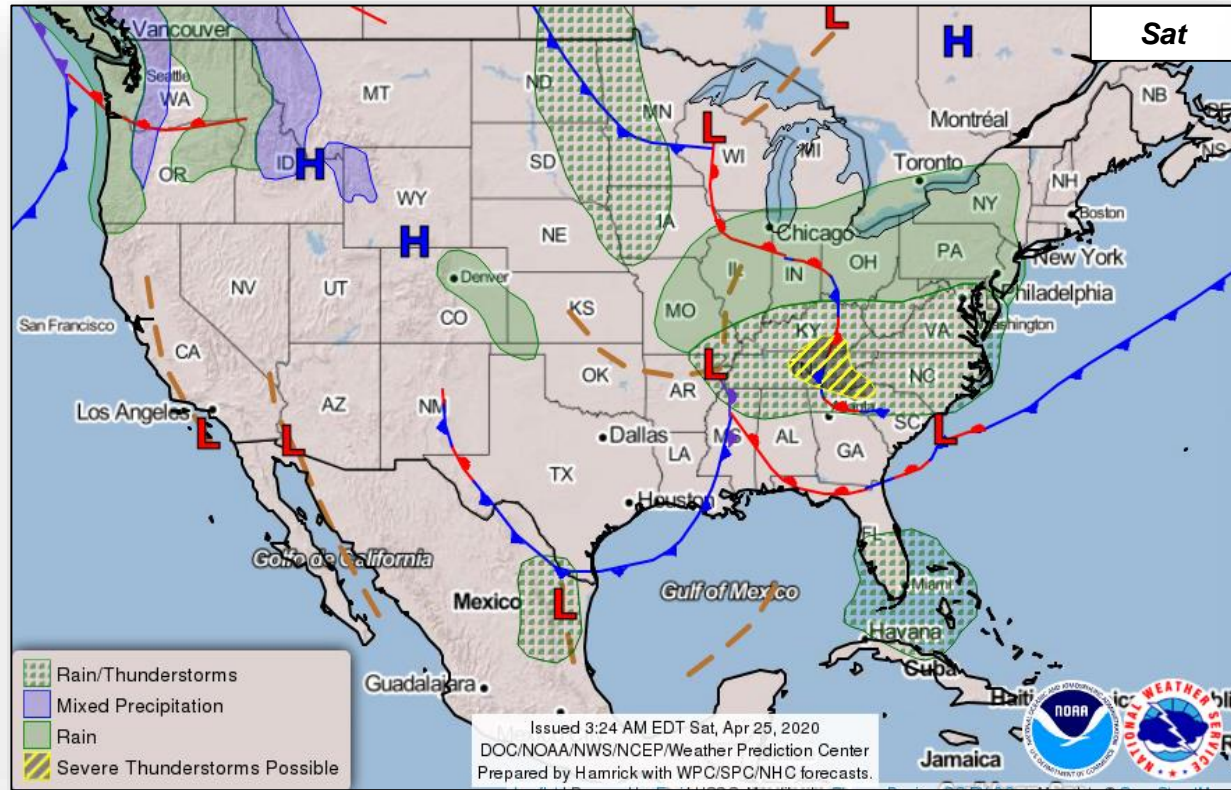
- 800 miles SSW of southern tip of Baja California Peninsula, Mexico
- Moving slowly NW at 10 mph
- Tropical depression could form in the next day or two
- Formation chance through 48 hours: High (80%)
- Formation chance through 5 days: High (80%)



Current Disturbances & 5 Day Cyclone Formation: ✕ < 40% | ✖ 40-60% | ✗ > 60%
Tropical / Sub-Tropical Cyclone: ○ Depression | ● Storm | ● Hurricane | ✖ Post-Tropical Cyclone / Remnants

Potential track area: Day 1-3 Day 4-5
Watches: Hurricane Trop Stm
Warnings: Hurricane Trop Stm
Current wind extent: Hurricane Trop Stm

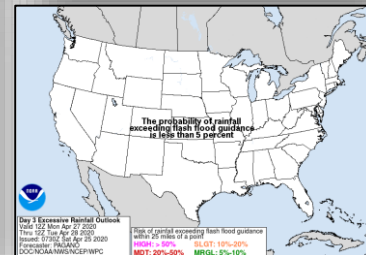
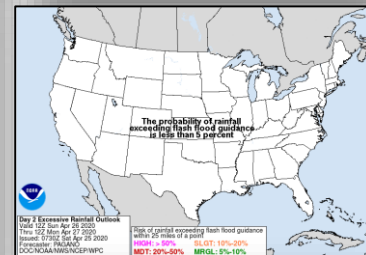
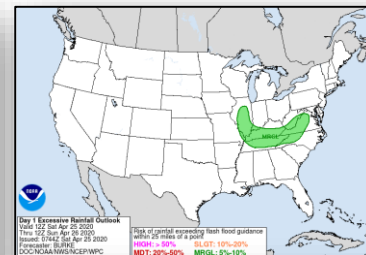
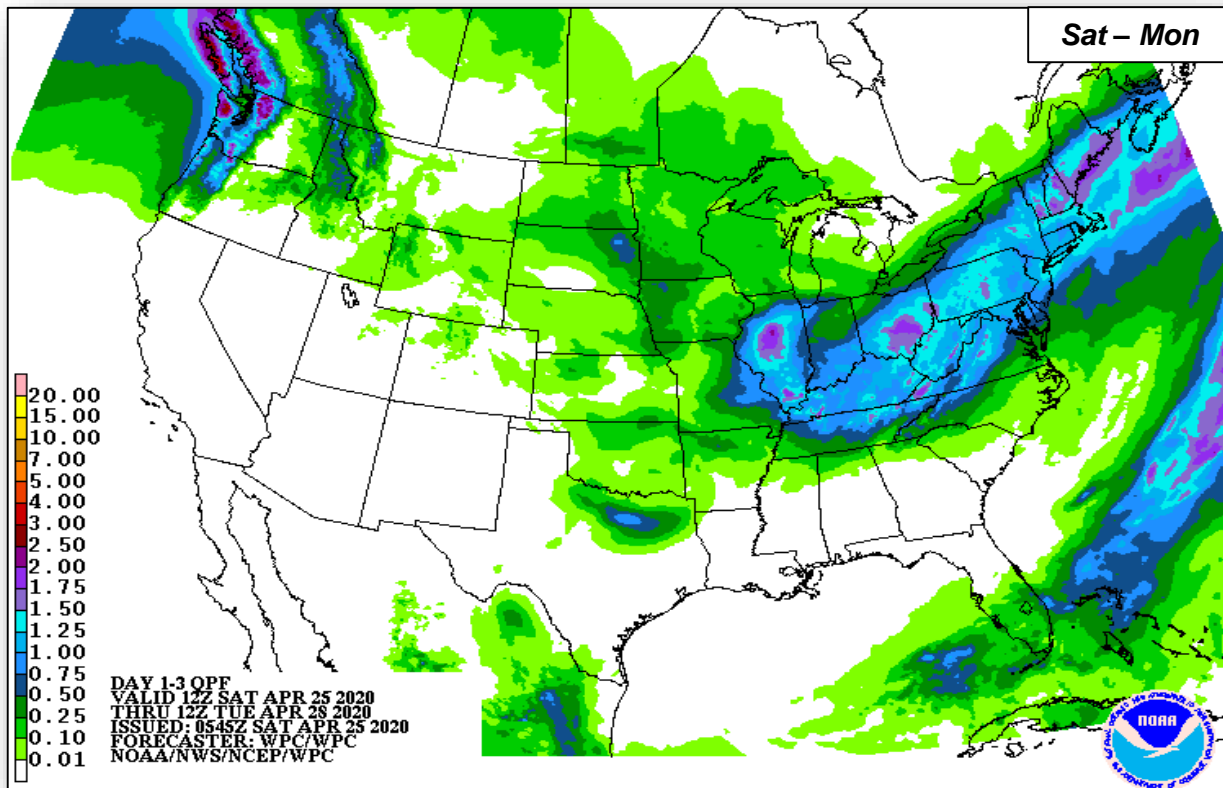
National Weather Forecast



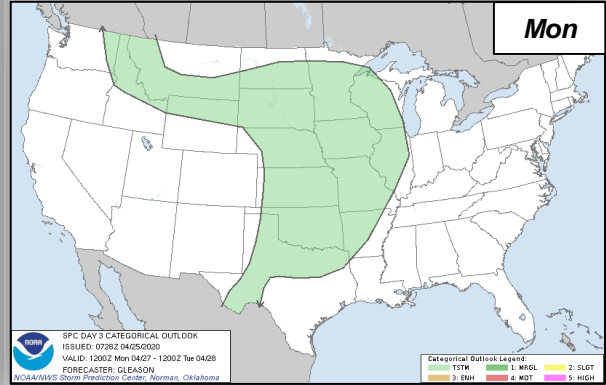
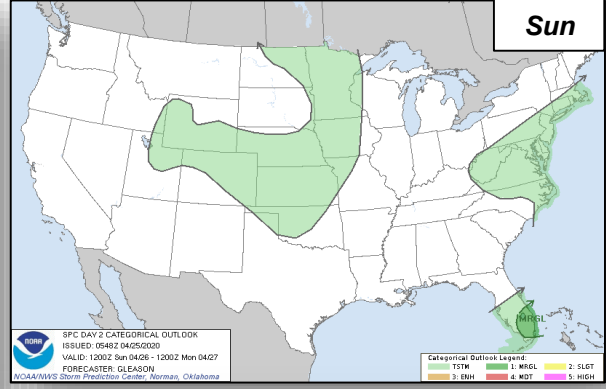
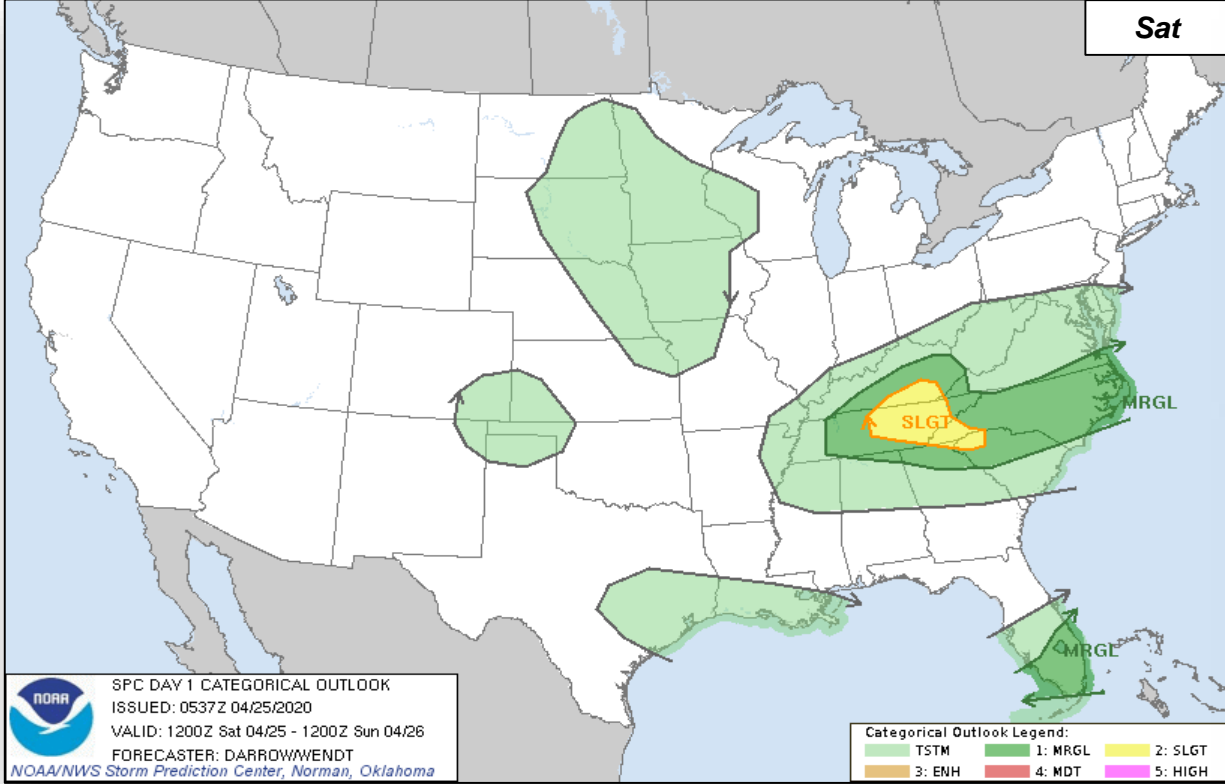
Precipitation & Excessive Rainfall



FEMA



Severe Weather Outlook



Joint Preliminary Damage Assessments



FEMA

Region	State / Location	Event	IA/PA	Number of Counties		Start – End
				Requested	Completed	
IV	AL	Severe Storms, Tornadoes, Straight-line Winds, Flooding, and Mudslides Feb 6 – Mar 6	IA	0	0	N/A
			PA	19 (-1)	19 (+9)	4/20 – 4/24
	SC	Severe Storms, Tornadoes and Straight-line Winds Apr 12-13	IA	9	9 (+6)	4/21 – 4/24
			PA	8	0	4/23 – TBD
VI	AR	Severe Storms & Tornado Mar 29	IA	1	1 (+1)	4/15 – 4/24
			PA	1	1 (+1)	4/15 – 4/24

Declaration Approved



Declaration: Major Disaster Declaration FEMA-4540-DR-KY for Kentucky

Requested: Mar 26

Approved: Apr 24

Incident: Severe Storms, flooding, landslides, and mudslides

Incident Period: Feb 3-29

Provides:

- **IA:** not requested
- **PA Only:** 27 counties
- **Hazard Mitigation:** Statewide

FCO: Allan Jarvis



■ PA

Declaration Approved



Declaration: Major Disaster Declaration
FEMA-4541-DR-TN for Tennessee

Requested: Apr 21

Approved: Apr 24

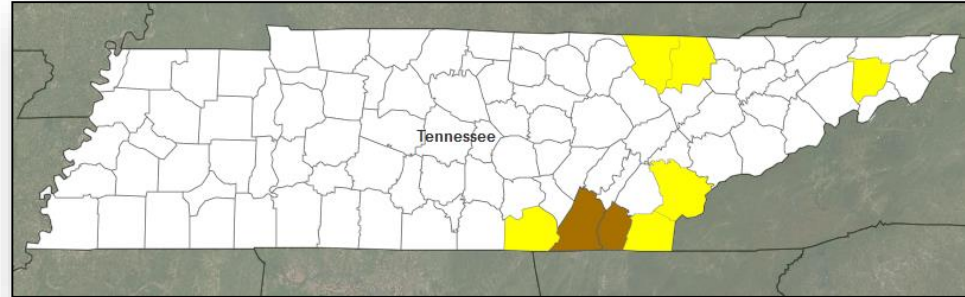
Incident: Severe storms, tornadoes, straight-line winds, and flooding

Incident Period: Apr 12-13

Provides:

- **PA Only:** 6 counties
- **IA & PA:** 2 counties
- **Hazard Mitigation:** Statewide

FCO: Myra M. Shird



- PA
- IA & PA

COVID-19 Declaration Requests in Process – 1



FEMA

State / Tribe / Territory – Incident Description	Type	IA	PA	HM	Requested
STOF (Seminole Tribe of Florida) – COVID-19	DR	X	X	X	Apr 21

Declaration Requests in Process – 4

State / Tribe / Territory – Incident Description	Type	IA	PA	HM	Requested
AR – Severe Storms, Straight-line Winds, and Tornadoes (Appeal) – DENIED (Apr 24)	DR		X	X	Feb 20
KY – Severe Storms, Flooding, Landslides, and Mudslides – APPROVED (Apr 24)	DR		X	X	Mar 26
AK – Fire	DR		X	X	Apr 7
NC – Severe Storms, Tornadoes, and Flooding	DR		X	X	Apr 9
SC – Severe Storms, Tornadoes, and Straight-line Winds	DR	X	X	X	Apr 18
TN – Severe Storms, Tornadoes, Straight-line Winds, and Flooding – APPROVED (Apr 24)	DR	X	X	X	Apr 21
GA – Severe Storms, Tornadoes, and Straight-line Winds	DR	X		X	Apr 22

Declaration Amendments



FEMA

Declaration	Number	Issued	Action
FEMA-4478-DR-MS	2	Apr 17	Appoints Jose M. Girot as the FCO
FEMA-4475-DR-ND	1	Apr 24	Adds 2 counties for Public Assistance

FEMA Common Operating Picture



FEMA HQ	
NWC	NRCC
Monitoring	Level I

FEMA REGIONS			
WATCH		RRCC	
Monitoring	I	Level I	
Monitoring	II	Level II	
Monitoring	III	Level II	
Monitoring	IV	Level II	
Monitoring	V	Level II	
Monitoring	VI	Level II	
Alt Location	VII	Level II	
Monitoring	VIII	Level II	
Monitoring	IX	Level I	
Monitoring	X	Level II	

Major Disasters (DR): 101
Emergency Disasters (EM): 93
 ★ JFOs: 10 / VJFOs: 11
 ● Staging Area
 □ Distribution Center (DC)
 □ Declared County (non-COVID-19 Declarations)
 □ Fully Activated
 □ Partially Activated
 □ Monitoring

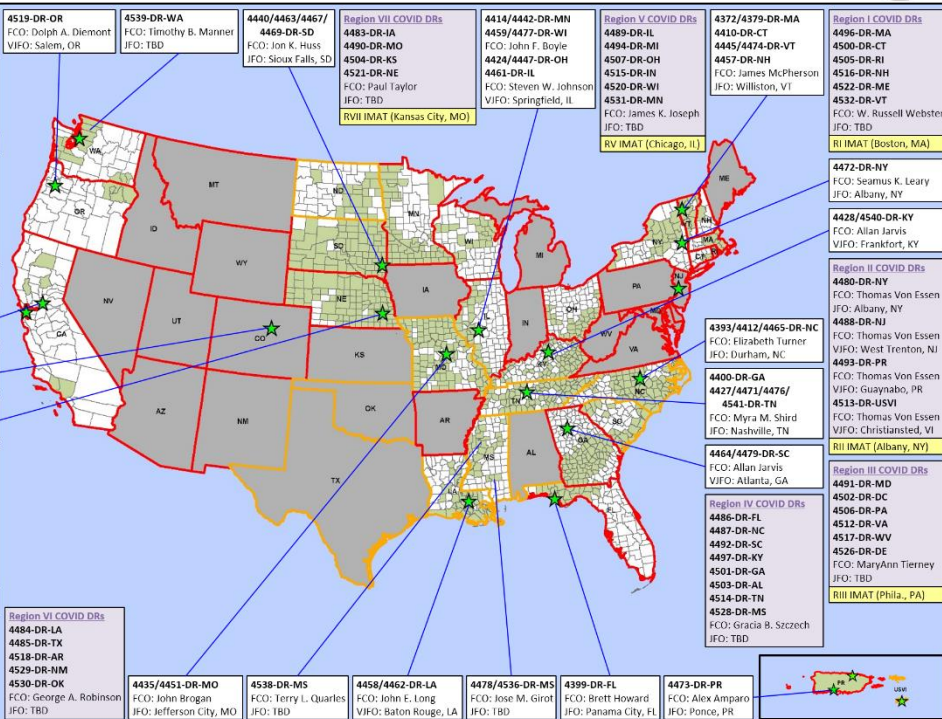
As of 8:00 a.m. ET April 25, 2020
 Created by FEMA NWC

Region VIII COVID DRs
 4498-DR-CO
 4508-DR-MT
 4509-DR-ND
 4525-DR-WY
 4527-DR-SD
 4535-DR-WY
 FCO: Lee K. DePallo
 JFO: TBD
 RVIII IMAT (Denver, CO)

Region IX COVID DRs
 4482-DR-CA
 4495-DR-GU
 4510-DR-HI
 4511-DR-CNMI
 4523-DR-NV
 4524-DR-AZ
 4537-DR-AS
 FCO: Robert L. Fenlon
 JFO: Oakland, CA
 RIX IMAT-2 (Oakland, CA)
 MERS (Mather, CA)

Region X COVID DRs
 4481-DR-WA
 VJFO: Bothell, WA
 4499-DR-OR
 4533-DR-AK
 4534-DR-ID
 FCO: Michael F. O'Hare
 JFO: TBD
 RX IMAT (bothell, WA)

Region XI COVID DRs
 4482-DR-CA
 4495-DR-GU
 4510-DR-HI
 4511-DR-CNMI
 4523-DR-NV
 4524-DR-AZ
 4537-DR-AS
 FCO: Robert L. Fenlon
 JFO: Oakland, CA
 RIX IMAT-2 (Oakland, CA)
 MERS (Mather, CA)



N-IMATs	
2 Teams	
Red	
Blue	
Gold	IMAT-A Support

R-IMATs	
4 – 6 Teams	
I	RRCC
II	NY
III	RRCC
IV-1	Virtual MS
IV-2	
V	RRCC
VI-1	
VI-2	
VII	RRCC
VIII	RRCC
IX-1	
IX-2	RRCC
X	RRCC

Notes:
 GA: Flooding
 MS: Flooding
 PR: Earthquake
 TN: Tornadoes

All RRCCs (Days)
 All EOCs activated for COVID-19

Team:	US&R	MERS	FCOs	FDRCs	IM WORKFORCE
Status	33 – 65%	>66%	≤1 Type I	≤1	13,440 ▼
Assigned:	28	36	47	11	2,773 ▼
Unavailable	16 (-1)	0	1	0	5,881 (NC)
Deployed:	0	1	43	10	4,786 / 36% ▲
Available:	12 (+1)	35	3	1	

IM CADRE AVAILABILITY SUMMARY
 Cadres with 25% or Less Availability

EHP 20% (126/624); FL 12% (19/160); FM 23% (60/264); HM 23% (281/1222); OPS 20% (58/284); PA-NEW 24% (751/3070); PLAN 23% (98/423); SAF 22% (12/55)

FMC	PMC
NMC	Deployed



FEMA

FEMA's mission is helping people before, during, and after disasters.

Click [here](#) to subscribe to this briefing.