

FEMA National Watch Center

Daily Operations Briefing

Thursday, April 24, 2025

8:30 a.m. ET



FEMA

National Current Ops / Monitoring

New Significant Incidents / Ongoing Ops

- No new significant incidents / operations

Hazard Monitoring

- Severe Weather/Flash Flooding – Central/Southern Plains
- Elevated Fire Weather – Florida

Disaster Declaration Activity

- No new declaration activity

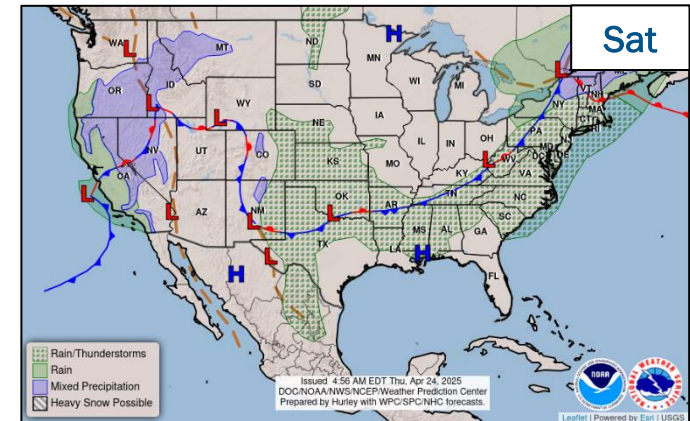
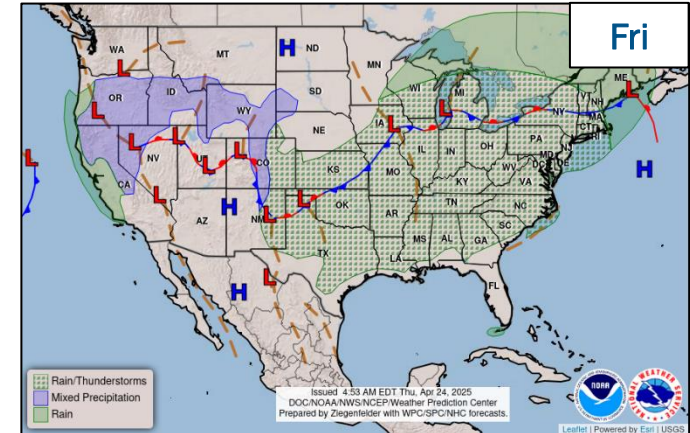
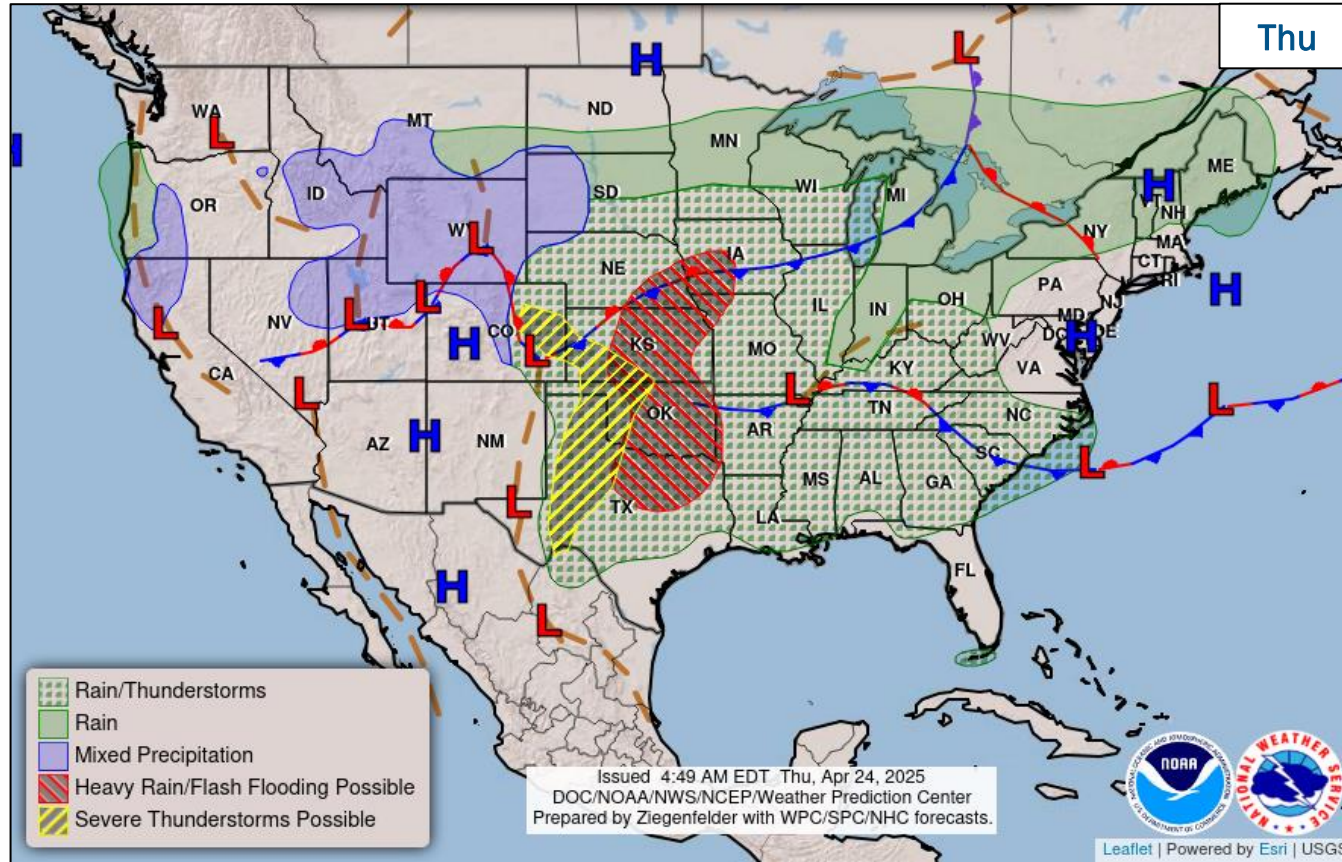
Event Monitoring

- No new significant events



FEMA

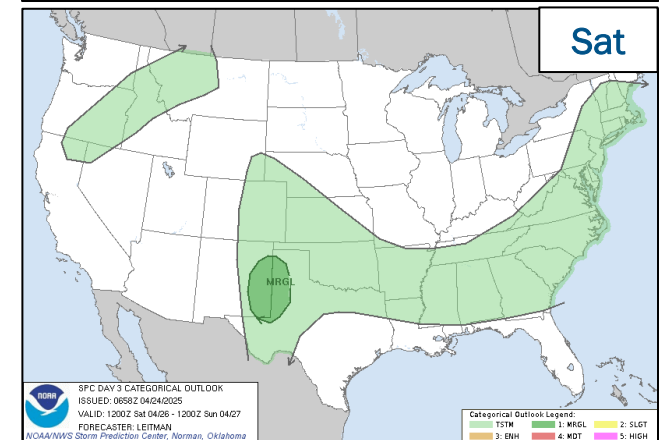
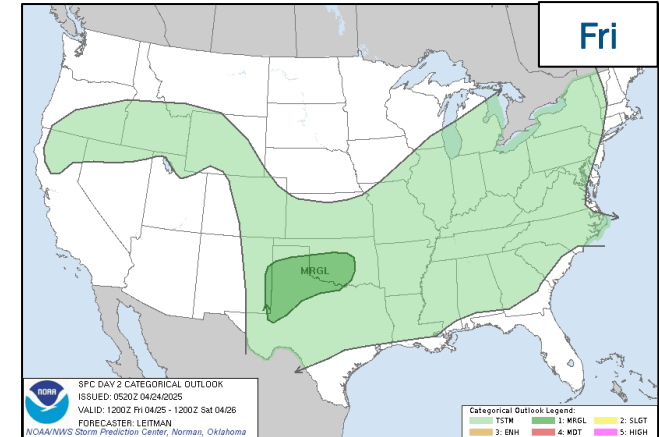
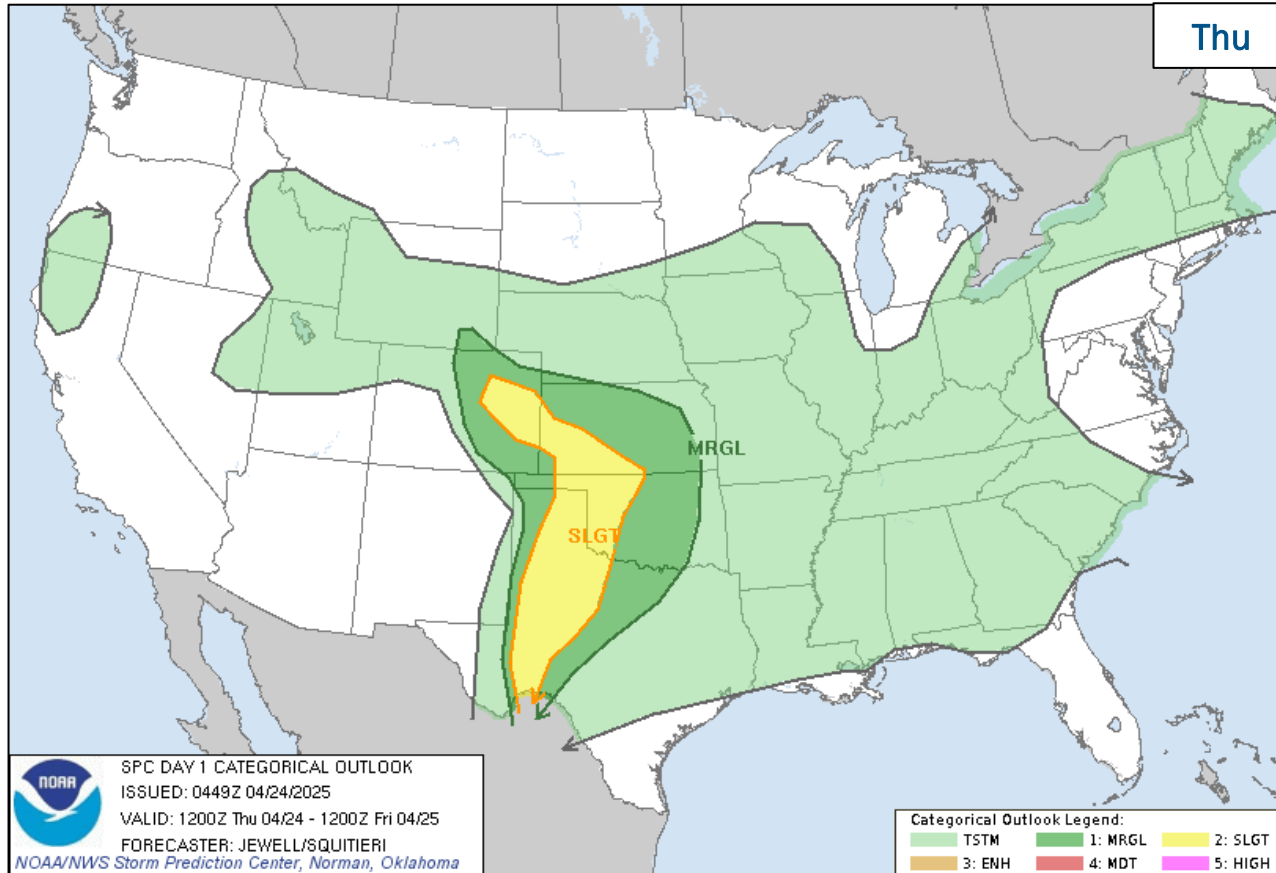
National Weather Forecast



FEMA

National Watch Center

Severe Weather Outlook

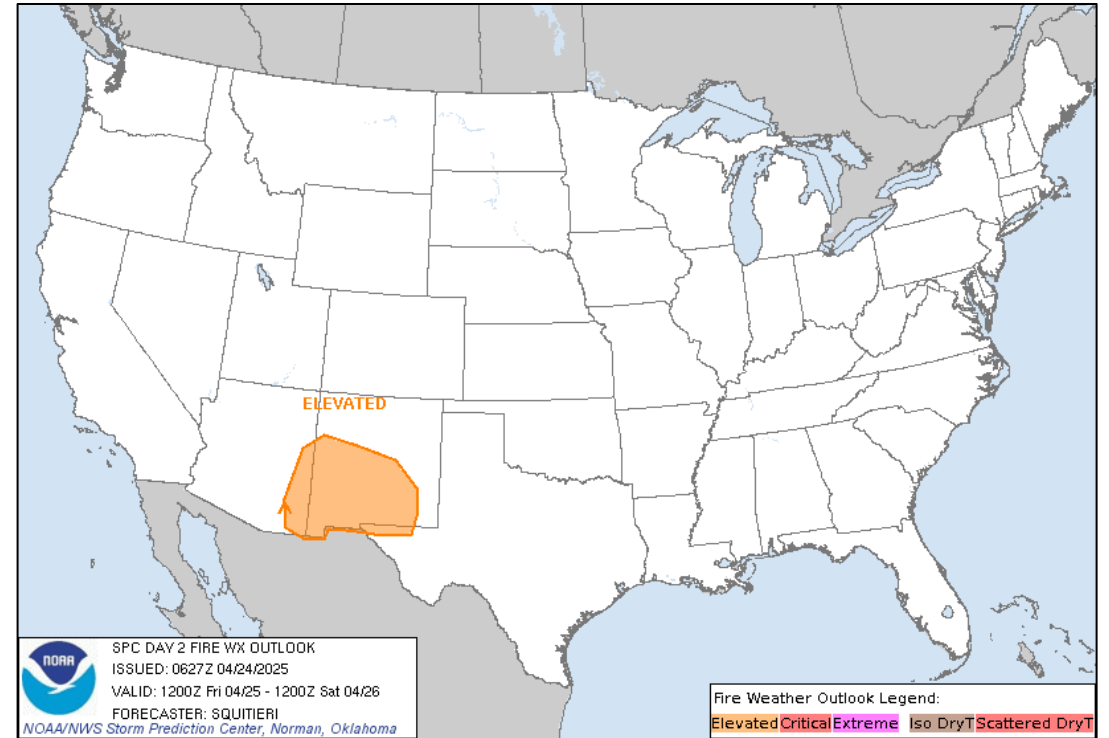


FEMA

Fire Weather Outlook



Today



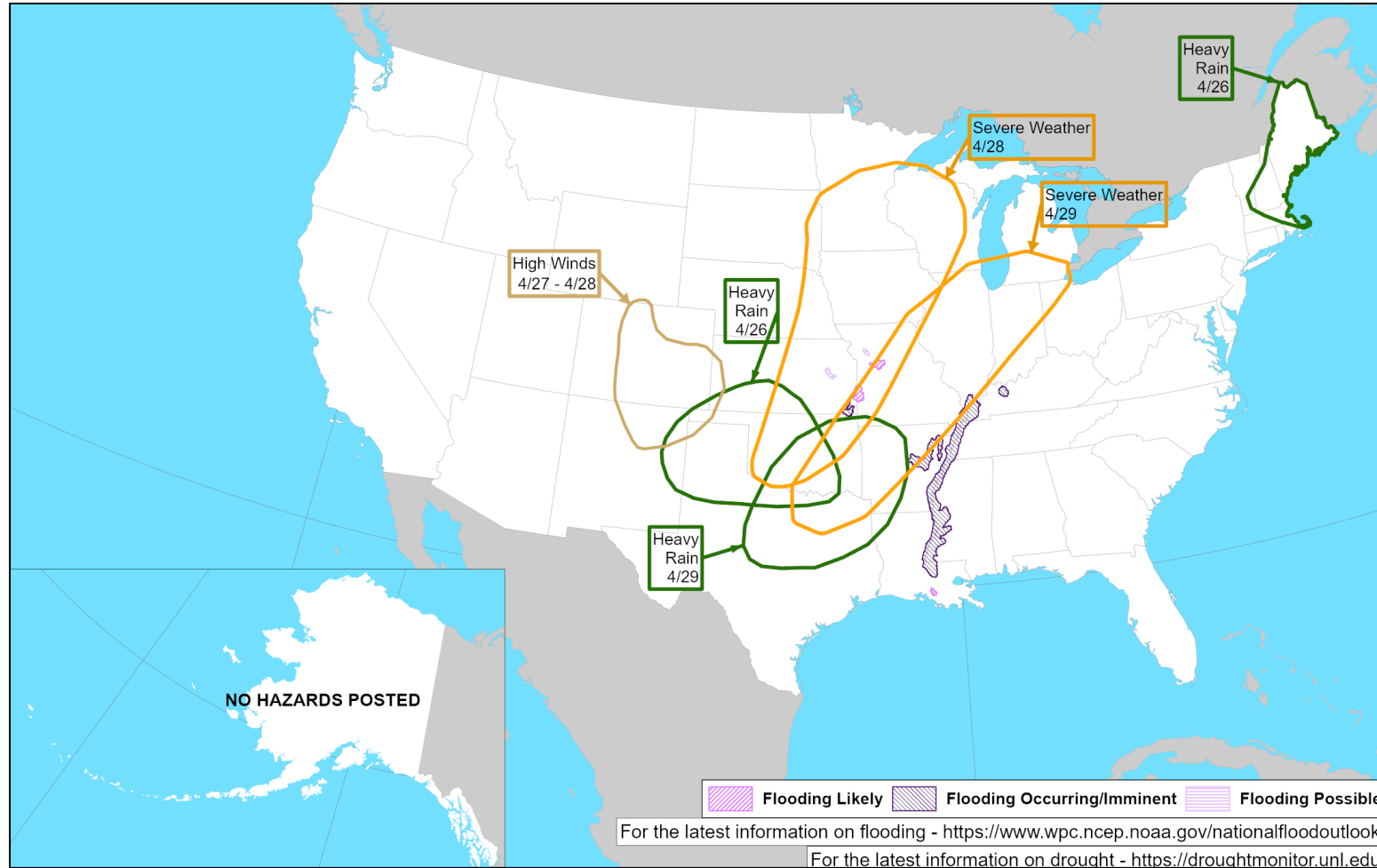
Tomorrow



FEMA

National Watch Center

Hazards Outlook – Apr 26-30


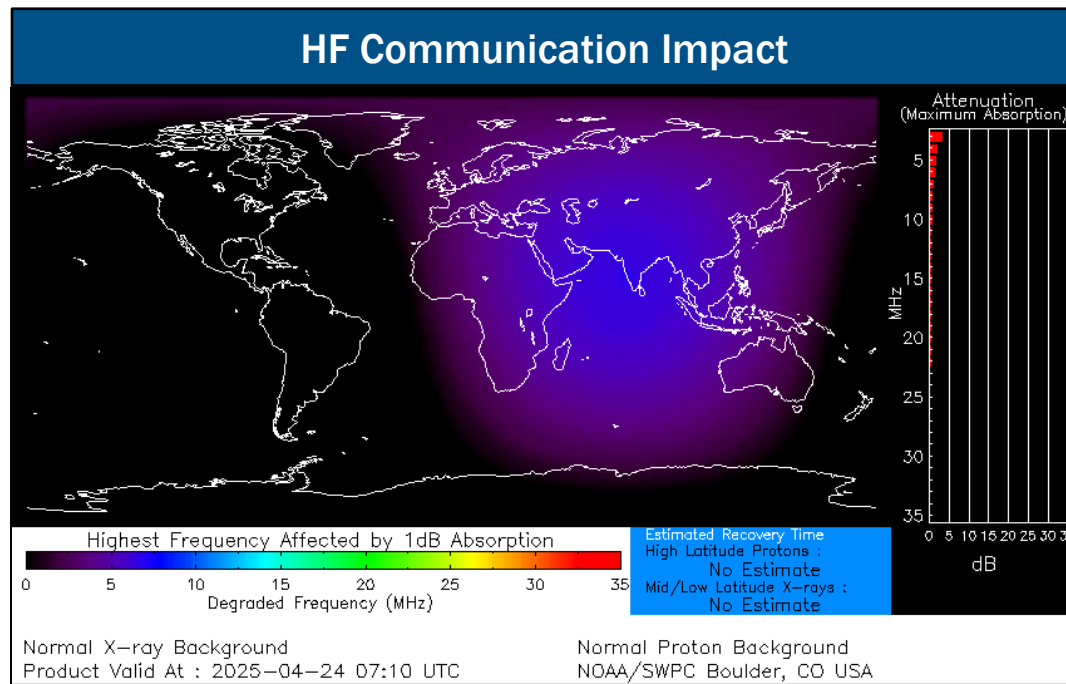


FEMA

Space Weather Outlook

Minor	Space Weather Activity	Geomagnetic Storms	Solar Radiation	Radio Blackouts
Past 24 Hours	None	None	None	None
Next 24 Hours	None	None	None	None

For further information on NOAA Space Weather Scales refer to: <http://www.swpc.noaa.gov/noaa-scales-explanation>
 For further information on Sunspot Activity refer to: <https://www.swpc.noaa.gov/phenomena/sunspotssolar-cycle>



FEMA

FEMA Common Operating Picture

29 Joint Field Offices **85 + 11** Major Disasters **10** Direct Housing Missions **20** RSF-Supported Disasters **6** Joint Recovery Offices

Thursday
April 24, 2025
8:30 a.m. ET

FEMA HQ	
NWC	NRCC
Monitoring	Steady State
FEMA REGIONS	
Watch	RRCC
Monitoring I	Rostered
Monitoring II	Rostered
Monitoring III	Rostered
Enhanced IV	Rostered
Monitoring V	Rostered
Monitoring VI	Rostered
Monitoring VII	Rostered
Monitoring VIII	Rostered
Monitoring IX	Rostered
Monitoring X	Rostered

N-IMATs	
2-5 Teams Available	
Red	
White	
Blue	
Gold	
HS	DC (Jan 28)

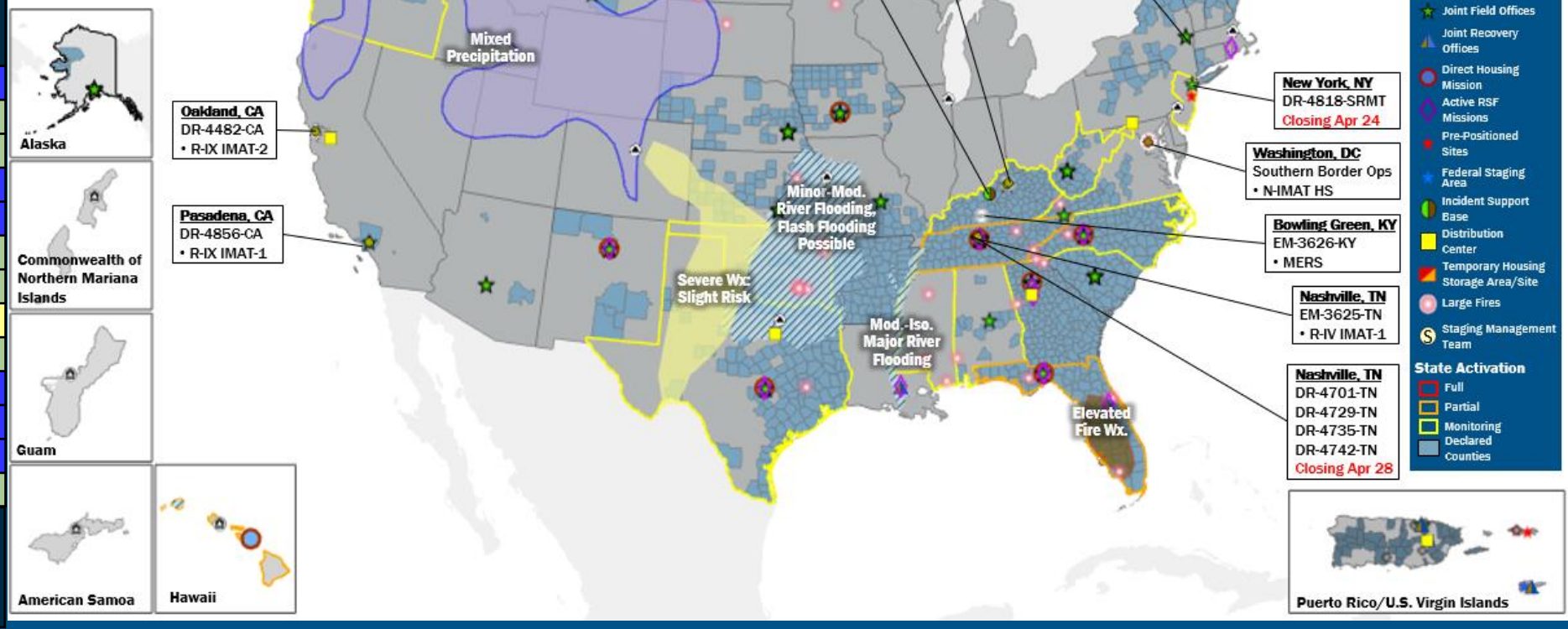
R-IMATs	
≥ 7 Teams Available	
I	3 / VT (Jan 6)
II	2
III	
IV-1	TN (Apr 4)
IV-2	KY (Feb 16)
V	
VI-1	
VI-2	Personnel
VII	
VIII	KY (Apr 6)
IX-1	CA (Jan 8)
IX-2	CA (Mar 6)
X	1

Notes:
 NRCC/RWCs/RRCCs:
 • RIV RWC: Flooding
 State EOCs:
 • HI/TX/NJ: Wildfires
 • WV: Winter Storms
 • AL/FL/KY/MS/TN/OK: Severe Weather
 • FL/NC: Previous Incidents
 • OR: Flooding

Volunteer Force	
Rostered	Deployed
7,985	1
Surge Capacity Force	
Rostered	Deployed
8,562	0

Fully Mission Capable (FMC)
 Partially Mission Capable (PMC)
 Not Mission Capable (NMC)
 Deployed

REGIONAL BREAKDOWN				
	JFO	DR	EM	JRO
I	3	8	0	0
II	3	5	0	2
III	2	8	1	0
IV	7	29	9	1
V	0	0	0	0
VI	2	6	1	3
VII	4	14	0	0
VIII	1	1	0	0
IX	2	5	0	0
X	5	9	0	0



IM Workforce

14,131 (+1) Assigned
 4,912 (-1) Unavailable
 6,899 (+6) Deployed
 16% / 2,320 (-4) Available

IM Cadre Availability

19 Cadres ≤ 25% Availability
 Civil Rights: 18% (32/179); Disaster Field Training Operations: 23% (23/98); Disability Integration: 13% (5/39); Disaster Survivor Assistance: 22% (288/1,303); External Affairs: 7% (26/396); Environmental Planning and Historic Preservation: 13% (114/883); Field Leadership: 10% (15/146); Financial Management: 18% (42/231); Hazard Mitigation: 11% (129/1,224); Human Resources: 17% (30/175); Individual Assistance: 13% (342/2,652); Interagency Recovery Coordination: 23% (79/342); Information Technology: 19% (138/713); Logistics: 13% (212/1,624); Operations: 16% (60/372); Public Assistance: 13% (292/2,308); Planning: 6% (28/461); Safety: 15% (14/94); Security: 10% (13/136)

MERS

≥ 66%
 36 Assigned
 3 Unavailable
 2 Deployed
 31 Available

US&R

≥ 66%
 28 Assigned
 3 Unavailable
 0 Deployed
 25 Available

FCO

2 Type I
 49 Assigned
 3 Unavailable
 43 (24 FCOR) Deployed
 3 Available

Joint Preliminary Damage Assessments

Region	State / Location	Incident	IA	Number of Counties		Start - End
			PA	Requested	Complete	
IV	MS	Tornadoes, Thunderstorms, and Flash Flooding Apr 2-6	IA	4	0	4/23 - TBD
			PA	0	0	N/A
V	MI	Ice Storm Mar 28	IA	12	0	4/21 - TBD
			PA	12	0	4/28 - TBD
VI	AR	Severe Storms, Tornadoes, and Flooding Apr 2	IA	29	29	4/10 - 4/17
			PA	49 (+1)	12 (+5)	4/22 - TBD
VII	MO	Severe Storms, Flooding, and Tornadoes Mar 30 and continuing	IA	20	17	4/15 - TBD
			PA	25	0	4/22 - TBD
X	OR	Storms and Flooding Mar 13 and continuing	IA	4	3	4/7 - TBD
			PA	4	4	4/7 - 4/18



FEMA

Declaration Requests in Process – 13

State / Tribe / Territory – Incident Description	Type	IA	PA	HM	Requested
KY – Severe Winter Storms and Snowstorms	DR		X	X	Jan 30
OK – Wildfires and Straight-line Winds	DR	X		X	Mar 21
HI – Flooding	DR		X	X	Mar 27
MS – Severe Storms, Straight-line Winds, Tornadoes, and Flooding	DR	X	X	X	Apr 1
MO – Severe Storms, Straight-line Winds, Tornadoes, and Wildfires	DR	X	X	X	Apr 2
KY – Severe Storms, Straight-line Winds, Tornadoes, Flooding, Landslides, and Mudslides	DR	X	X	X	Apr 11
MI – Severe Winter Storm	EM		X		Apr 11
NE – Severe Winter Storm and Straight-line Winds	DR		X	X	Apr 14
KS – Severe Winter Storm, Straight-line Winds, Flooding, and Wildfire	DR		X	X	Apr 14
IA – Severe Winter Storm	DR		X	X	Apr 15
TX – Severe Weather and Flooding	DR	X	X	X	Apr 17
TN – Severe Storms, Straight-line Winds, Tornadoes, and Flooding	DR	X	X	X	Apr 18
AR – Severe Storms and Tornadoes (Appeal)	DR	X	X	X	Apr 18



FEMA



FEMA

Helping people before, during, and after disasters.



Scan to subscribe to this briefing.