

FEMA National Watch Center

Daily Operations Briefing

Monday, April 24, 2023

8:30 a.m. ET



FEMA

National Current Ops / Monitoring

New Significant Incidents / Ongoing Ops

- Space Weather – G4 Severe Geomagnetic Storm

Hazard Monitoring

- Mixed Precipitation – Pacific Northwest to the Plains and Northeast

Disaster Declaration Activity

- Approved: Major Disaster Declaration – TX
- Request: Expedited Major Disaster Declaration – OK

Event Monitoring

- No significant events



FEMA

Space Weather Summary and Outlook

Space Weather Type	Past 48 Hours	Forecast: 24 Apr	Forecast: 25 Apr
Solar Flare (Radio Blackout) R Scale (R1-R2/R3)	NONE	25%, 1%	25%, 1%
Solar Radiation Storms S Scale	S1	1%	1%
Geomagnetic Storms G Scale	G4	G1-G2	NONE

- Severe geomagnetic storm began at 1:37 PM EDT Sunday
 - Unconfirmed report of “crackling power lines” in Montana
 - Aurora reported in northern AZ, NM, NC
 - Anticipate post-event reports of power grid anomalies, GPS disruption, etc
- Expect Maximum Usable Frequency Depressions on HF Radio for a day or more following the storm

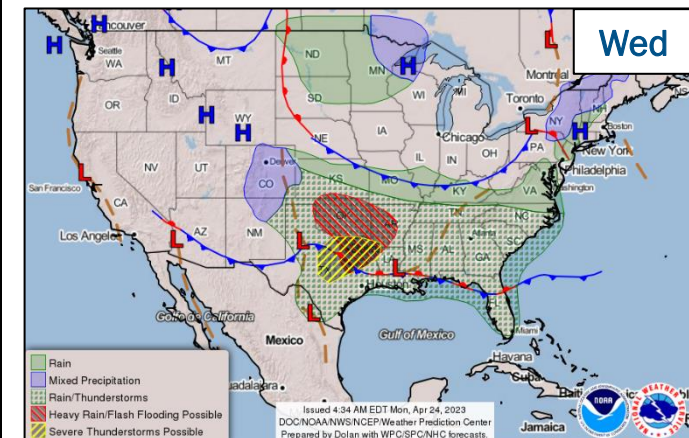
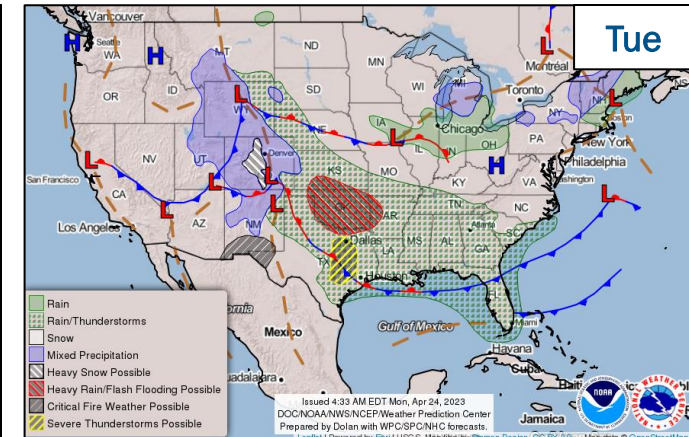
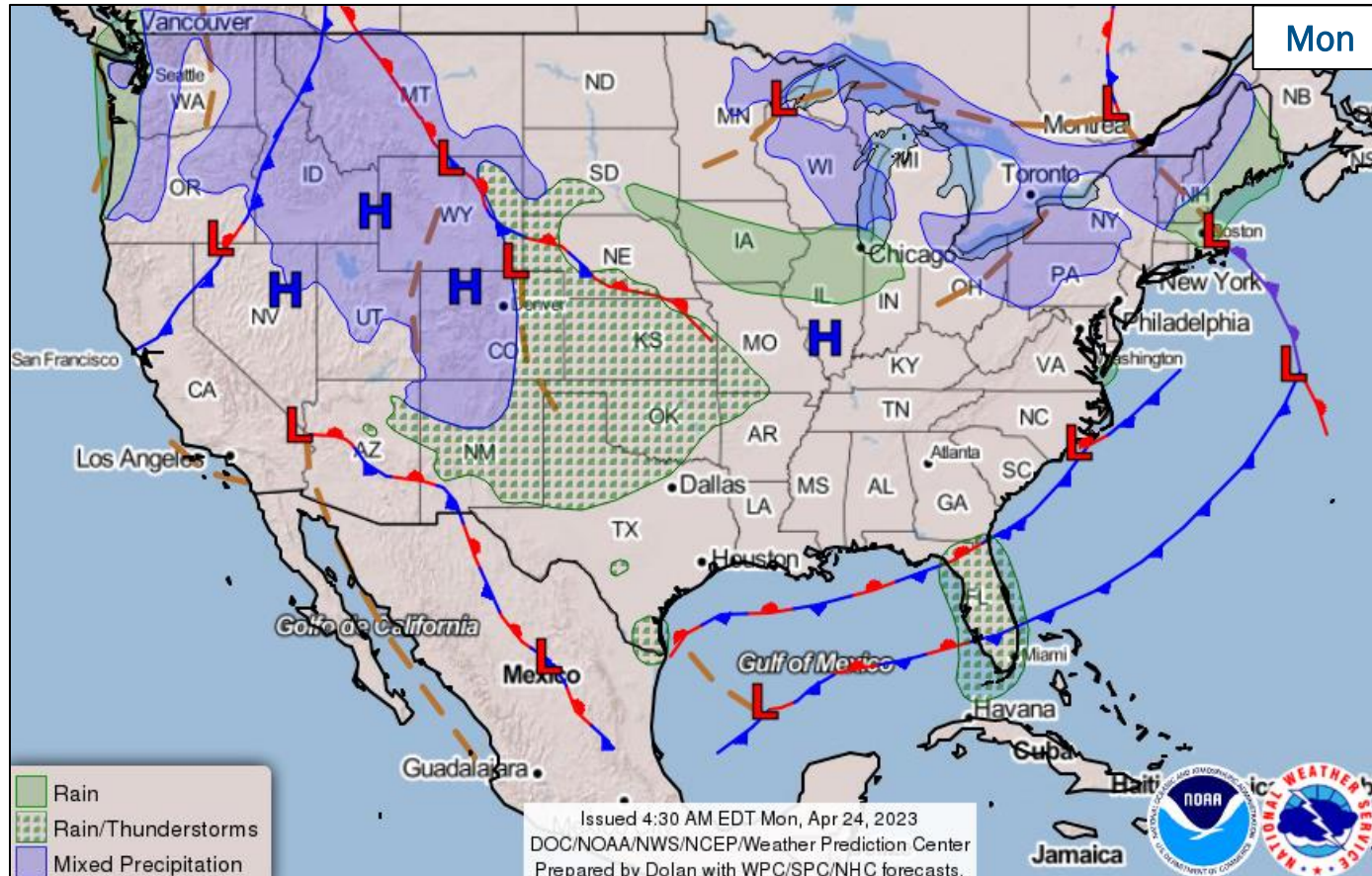
Image Credit: NWS WFO Riverton, WY



FEMA

National Watch Center

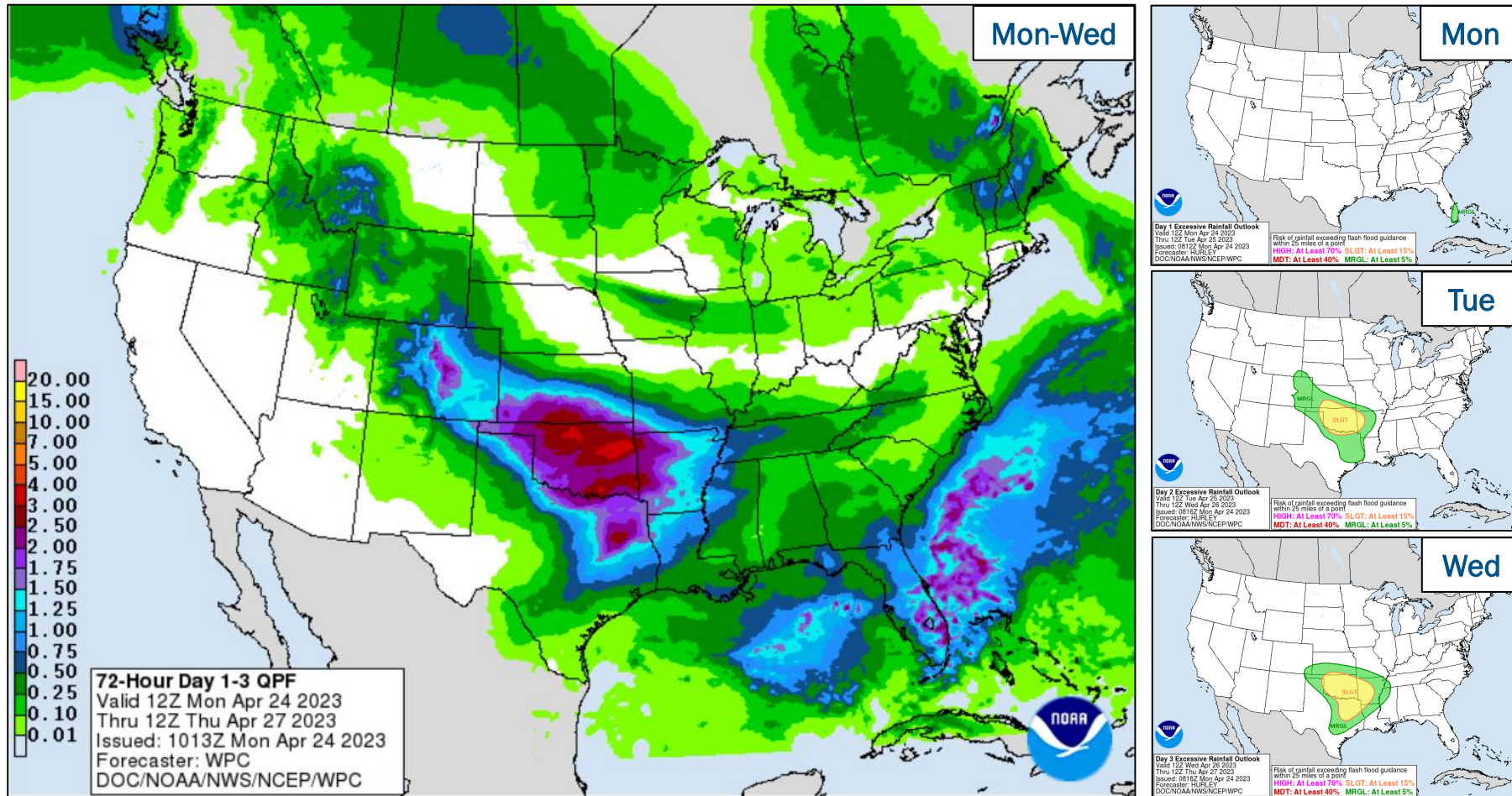
National Weather Forecast



FEMA

National Watch Center

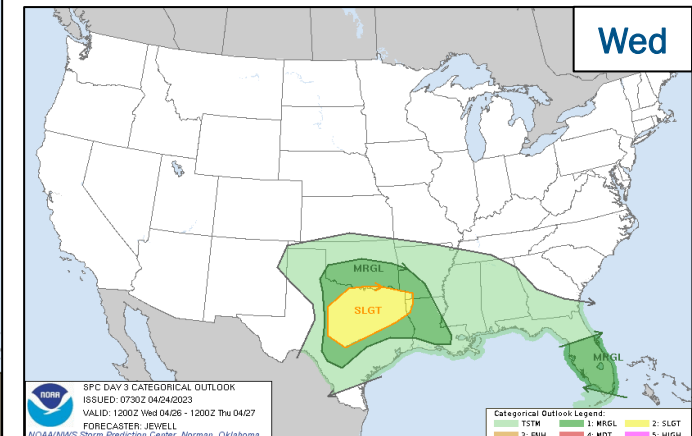
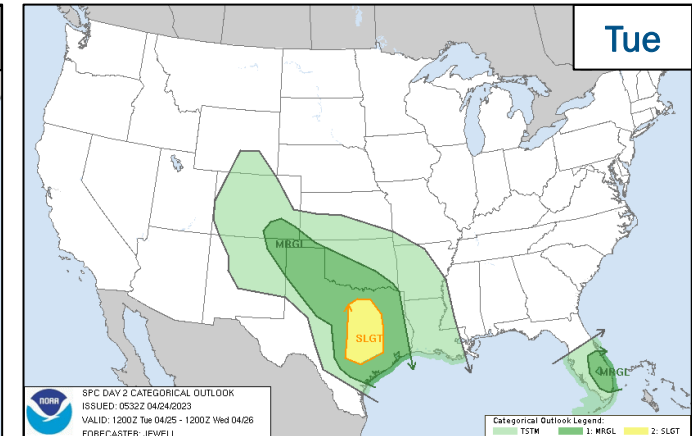
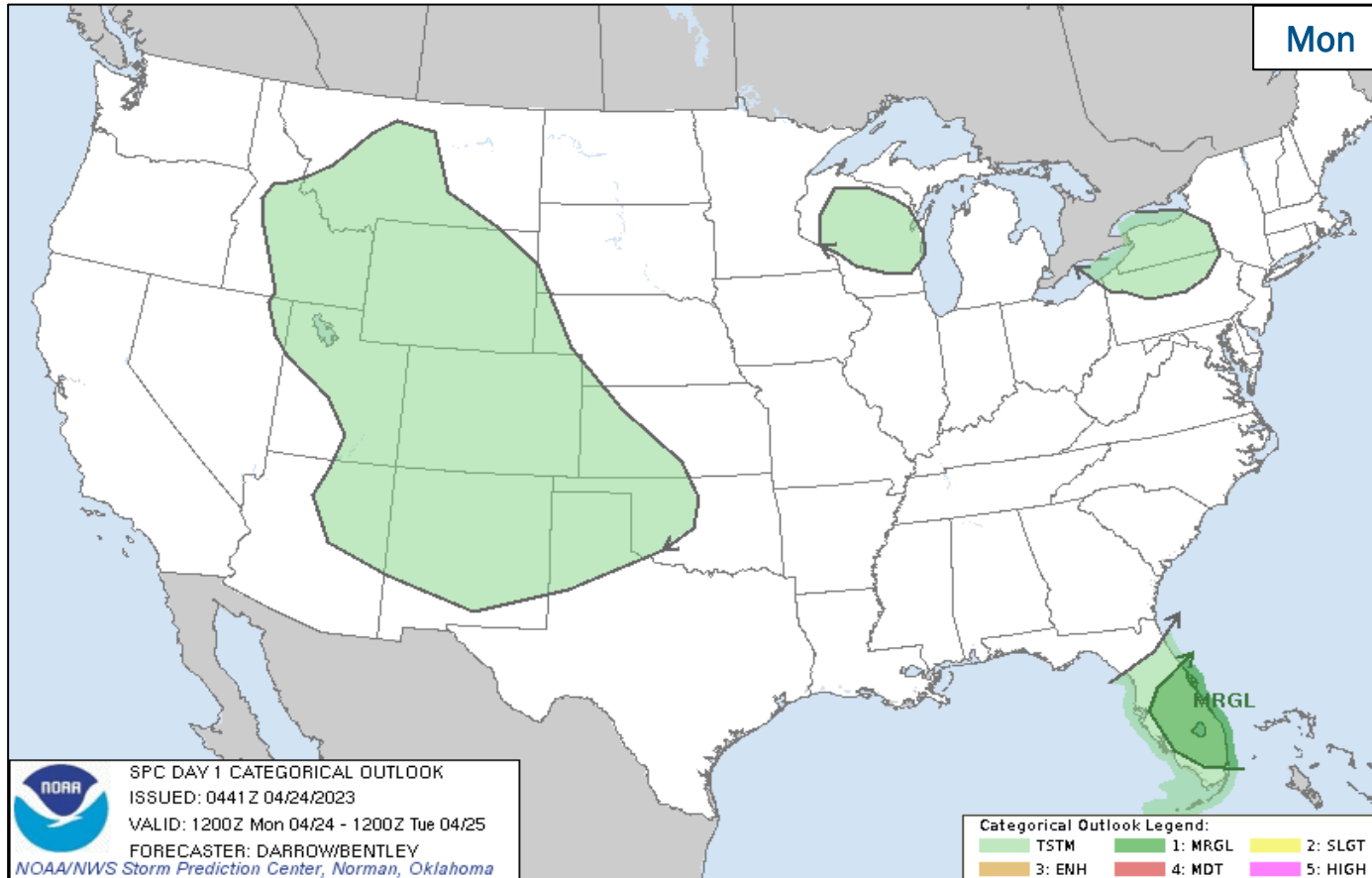
Precipitation & Excessive Rainfall



FEMA

National Watch Center

Severe Weather Outlook



FEMA

National Watch Center

FEMA Common Operating Picture

10 + 8 Joint Field Offices Virtual Joint Field Offices Supporting
59 + 7 Major Disasters Emergency Declarations
7 Direct Housing Missions
12 RSF-Supported Disasters

Monday
 April 24, 2023
 8:30 a.m. ET

FEMA HQ

NWC	NRCC
Monitoring	Rostered

FEMA REGIONS

Watch	RRCC
Monitoring	I Rostered
Monitoring	II Rostered
Monitoring	III Rostered
Monitoring	IV Rostered
Monitoring	V Rostered
Monitoring	VI Rostered
Enhanced	VIII Rostered
Monitoring	IX Rostered
Monitoring	X Rostered

Notes:

RWC/RRCC:
 - Region VIII: Day shift (Flooding)
 - Region VI-2 IMAT Deploying to Austin, TX at 1:00 p.m. ET 4/24

State EOCs:
 - DC: 1st Amendment Activities
 - AL/IL/MS/OK/TN: Severe Weather
 - FL: TC Ian
 - KS/NE/NJ/OK: Wildfire Activity
 - TX: Ongoing Operations
 - CA/MT/MI/MN/ND/NV/UT: Flooding
 - CO: Avian Influenza, Public Health Support, and Suncor Refinery
 - AZ/CO: SW Border Coordination
 - WY: Winter Weather
 - AS: Seismic Activity
 - CA/CNMI/GU/GM/ND/NV/WV: COVID Support
 - USVI: Patient Movement

Surge Capacity Force

Rostered	Deployed
7,340	0

N-IMATs

2-4 Teams Available

Red	
White	
Blue	
Gold	

R-IMATs

≥ 7 Teams Available

I	NH
II	Personnel
III	
IV-1	MS
IV-2	TN
V	IN
VI-1	AR
VI-2	
VII	Training/Exercise
VIII	
IX-1	Reconstituting
IX-2	CA
X	1

Fully Mission Capable (FMC)
Partially Mission Capable (PMC)
Not Mission Capable (NMC)
Deployed

REGIONAL BREAKDOWN

	JFO/VJFO	DR	EM
I	1/0	6	0
II	1/2	4	1
III	1/0	3	0
IV	4/1	12	2
V	0/1	4	0
VI	2/1	5	3
VII	0/0	0	0
VIII	0/1	5	0
IX	0/1	10	1
X	1/1	10	0

Bothell, WA
 MEOV-44 Delivery
 • MERS

Sacramento, CA
 DR-4683-CA
 • RIX IMAT-2

Victorville, CA
 DR-4699-CA
 • MERS

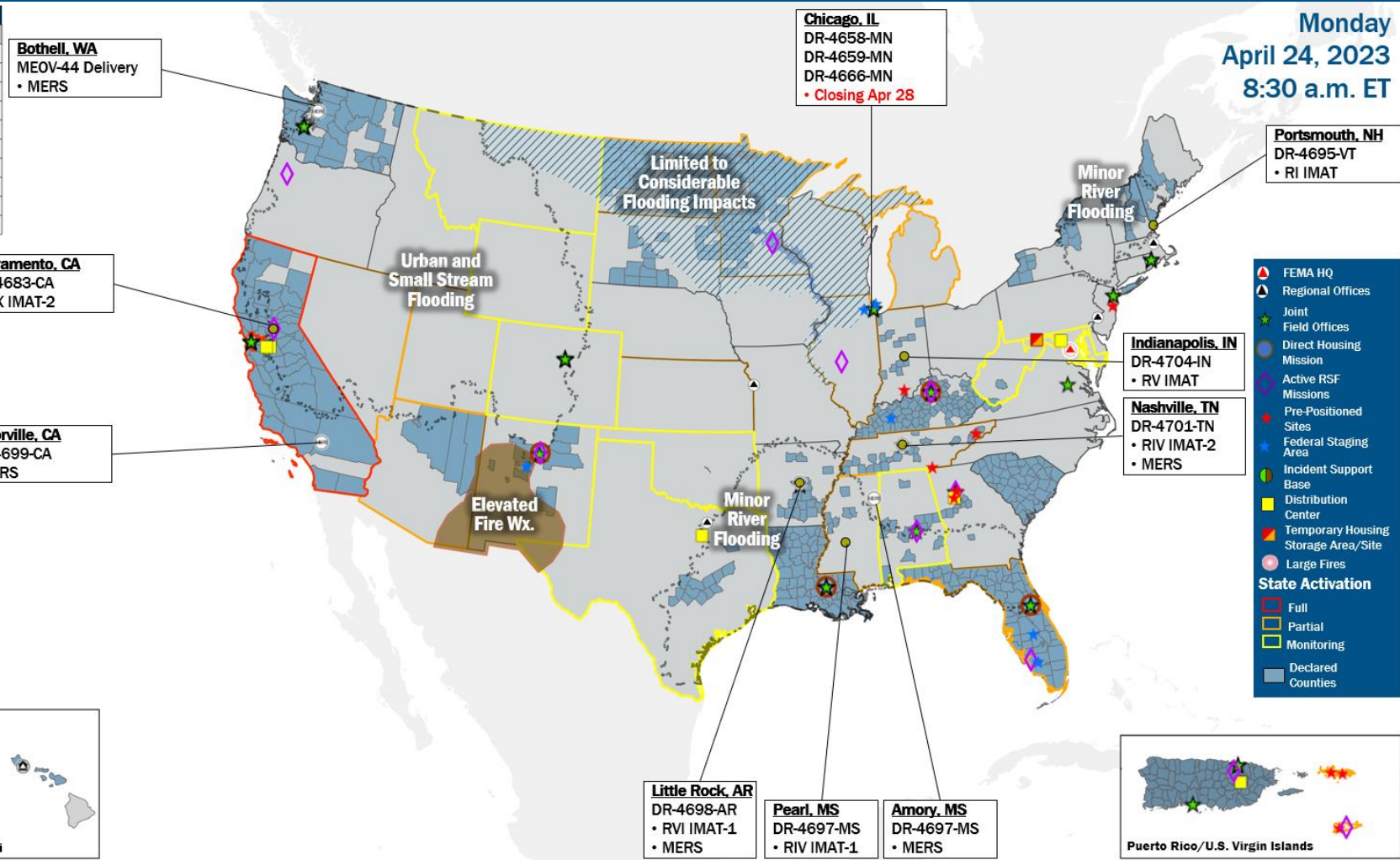
Alaska

Northern Mariana Islands

Guam

American Samoa

Hawaii



IM Workforce

13,391 Assigned
 4,244 (-41) Unavailable
 5,942 (-4) Deployed

24% / 3,205 (+45) Available

IM Cadre Availability ≤ 25% Availability

Alternate Dispute Resolution: 8% (3/38); Civil Rights: 13% (16/126); Disaster Field Training Operations: 21% (19/92); Disability Integration: 2% (1/59); External Affairs: 21% (106/494); Environmental Planning and Historic Preservation: 15% (123/824); Field Leadership: 9% (12/138); Hazard Mitigation: 10% (122/1,210); Human Resources: 9% (14/164); Interagency Recovery Coordination: 19% (58/301); Information Technology: 25% (156/621); Logistics: 25% (371/1,467); Operations: 15% (53/344); Public Assistance: 10% (225/2,168); Planning: 12% (54/445); Safety: 6% (5/80); Security: 14% (20/142)

MERS

≥ 66%

36 Assigned
 0 Unavailable
 1 Deployed

35 Available

US&R

≥ 66%

28 Assigned
 2 Unavailable
 0 Deployed

26 Available

FCO

≤ 1 Type I

48 Assigned
 8 Unavailable
 34 (25 FCOR) Deployed

6 Available

Joint Preliminary Damage Assessments

Region	State / Location	Incident	IA	Number of Counties		Start - End
			PA	Requested	Complete	
I	NH	Snow Storm Mar 13-15	IA	0	0	N/A
			PA	3	0	4/10 - TBD
II	NY	Severe Winter Storm Dec 23-25	IA	0	0	N/A
			PA	7	5	1/24 - TBD
IV	GA	Severe Storms and Tornadoes Mar 24-26	IA	2	2	4/4 - 4/12
			PA	12	12 (+6)	4/17 - 4/21
	FL	Severe Storms and Flooding Apr 12-14	IA	1	1 (+1)	4/19 - 4/22
			PA	1	0	4/19 - TBD
VI	TX	Winter Storm Jan 29 and continuing	IA	0	0	N/A
			PA	29	18	3/6 - TBD
IX	CA	Severe Weather and Flooding Mar 9 and continuing	IA	9	9	3/18 - TBD
			PA	39	19	3/18 - TBD
	Hoopa Valley Tribe	Severe Widespread Flooding Feb 14-Mar 5	IA	1	0	3/24 - TBD
			PA	1	1	3/24 - 3/25



FEMA

Declaration Approved – Texas

Declaration: Major Disaster Declaration – FEMA-4705-DR-TX

Date Requested: Feb 21, 2023

Date Approved: Apr 21, 2023

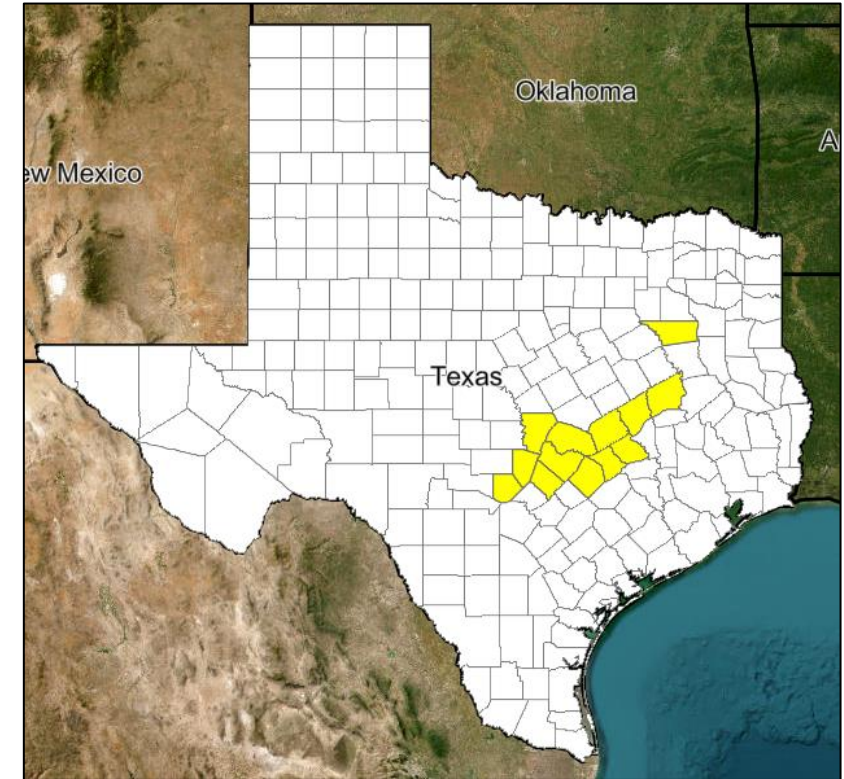
Incident: Severe Winter Storm

Incident Period: Jan 30 to Feb 2, 2023

Provides:

- **PA Only:** 13 counties
- **Hazard Mitigation:** Statewide

FCO: Gerard M. Stolar



■ PA



FEMA

National Watch Center

Expedited Declaration Request – Oklahoma

Declaration Type: Expedited Major Disaster – OK

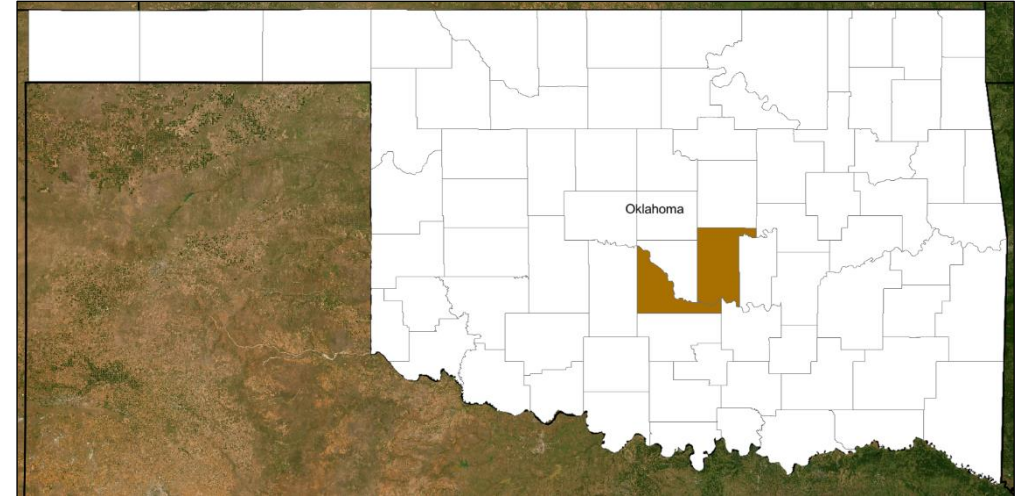
Date Requested: Apr 23, 2023

Incident: Severe storms, straight-line winds, and tornadoes

Incident Period: Apr 19-20, 2023

Requested:

- **IA:** 2 counties
- **PA:** Debris removal and emergency protective measures (Categories A and B) for 2 counties
- **Hazard Mitigation:** Statewide



■ IA/PA



FEMA

Declaration Requests in Process – 8

State / Tribe / Territory – Incident Description	Type	IA	PA	HM	Requested
Choctaw Nation of Oklahoma – Tornadoes	DR		X	X	Jan 3
TX – Severe Winter Storm - APPROVED	DR		X	X	Feb 21
CA – Heat Dome and Wildfires (Appeal)	DR		X	X	Mar 5
ND – Severe Winter Storms	DR		X	X	Mar 21
KY – Severe Storms, Straight-line Winds, Flooding, Landslides, and Mudslides	DR		X	X	Mar 27
IL – Severe Storm, Straight-line Winds, & Tornadoes	EM		X		Apr 5
Hoopla Valley Tribe – Severe Winter Storms, Snowstorm, and Mudslides	DR	X	X	X	Apr 5
NV – Severe Winter Storms, Flooding, Landslides, and Mudslides	DR		X	X	Apr 13
OK – Severe Storms, Straight-Line Winds, and Tornadoes	DR	X	X	X	Apr 23



FEMA



FEMA

Helping people before, during, and after disasters.



Scan to subscribe to this briefing.