

FEMA National Watch Center

Daily Operations Briefing

Wednesday, April 23, 2025

8:30 a.m. ET



FEMA

National Current Ops / Monitoring

New Significant Incidents / Ongoing Ops

- No new significant incidents / operations

Hazard Monitoring

- Severe Thunderstorms – Central/Southern Plains
- Elevated Fire Weather – Southwest and Florida

Disaster Declaration Activity

- No new declaration activity

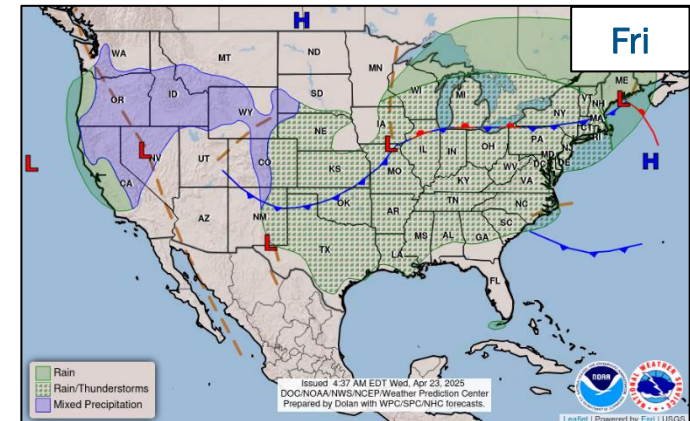
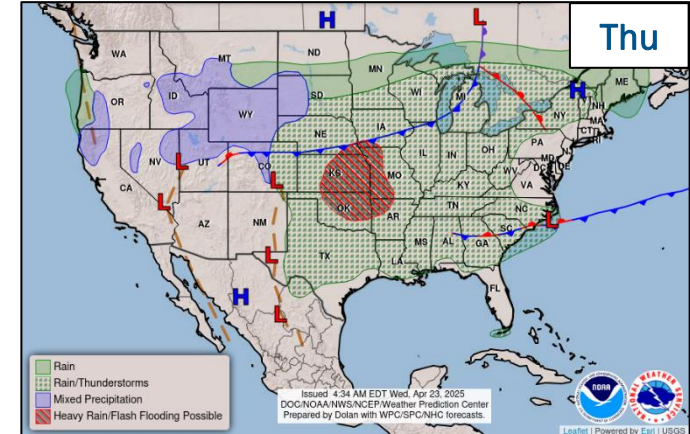
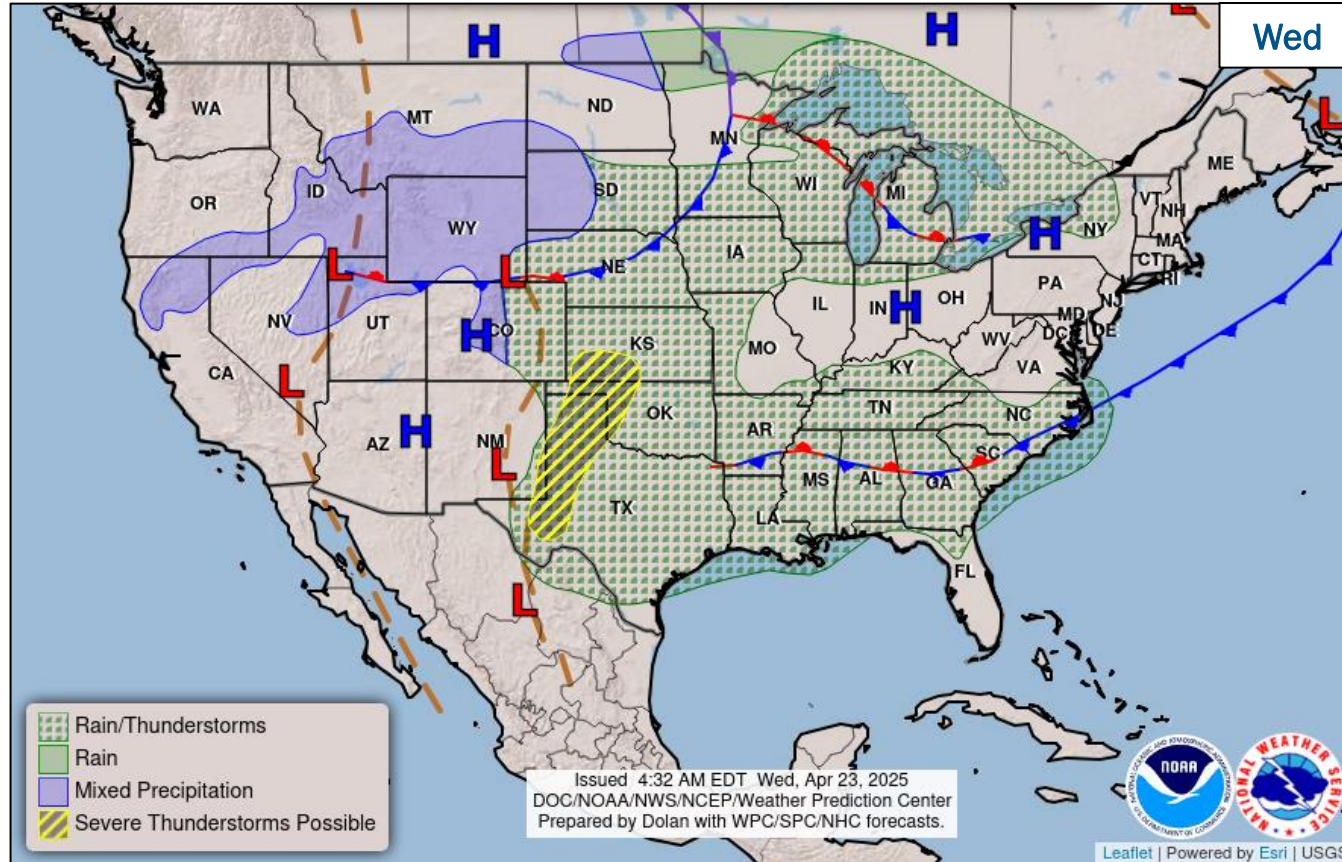
Event Monitoring

- No new significant events



FEMA

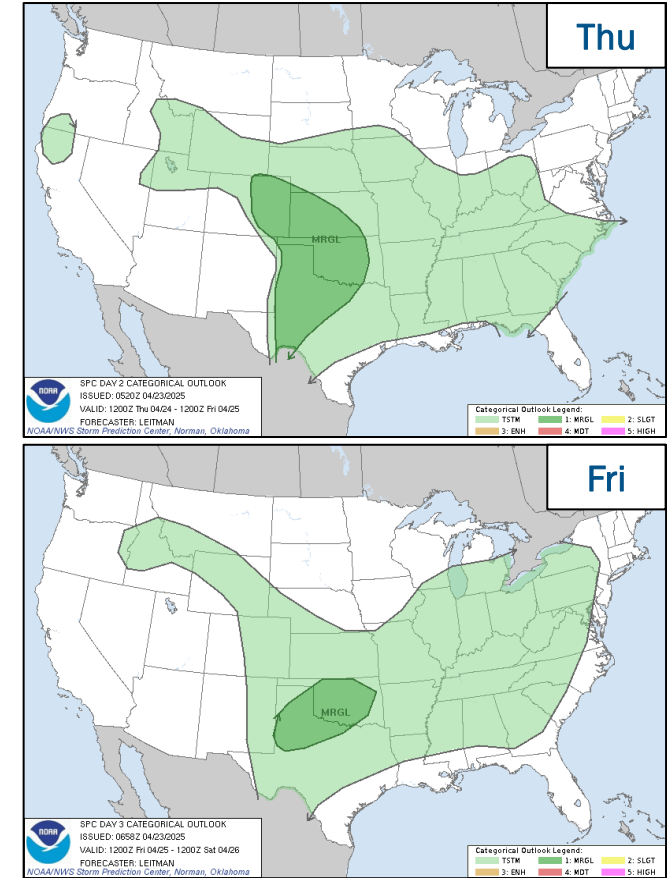
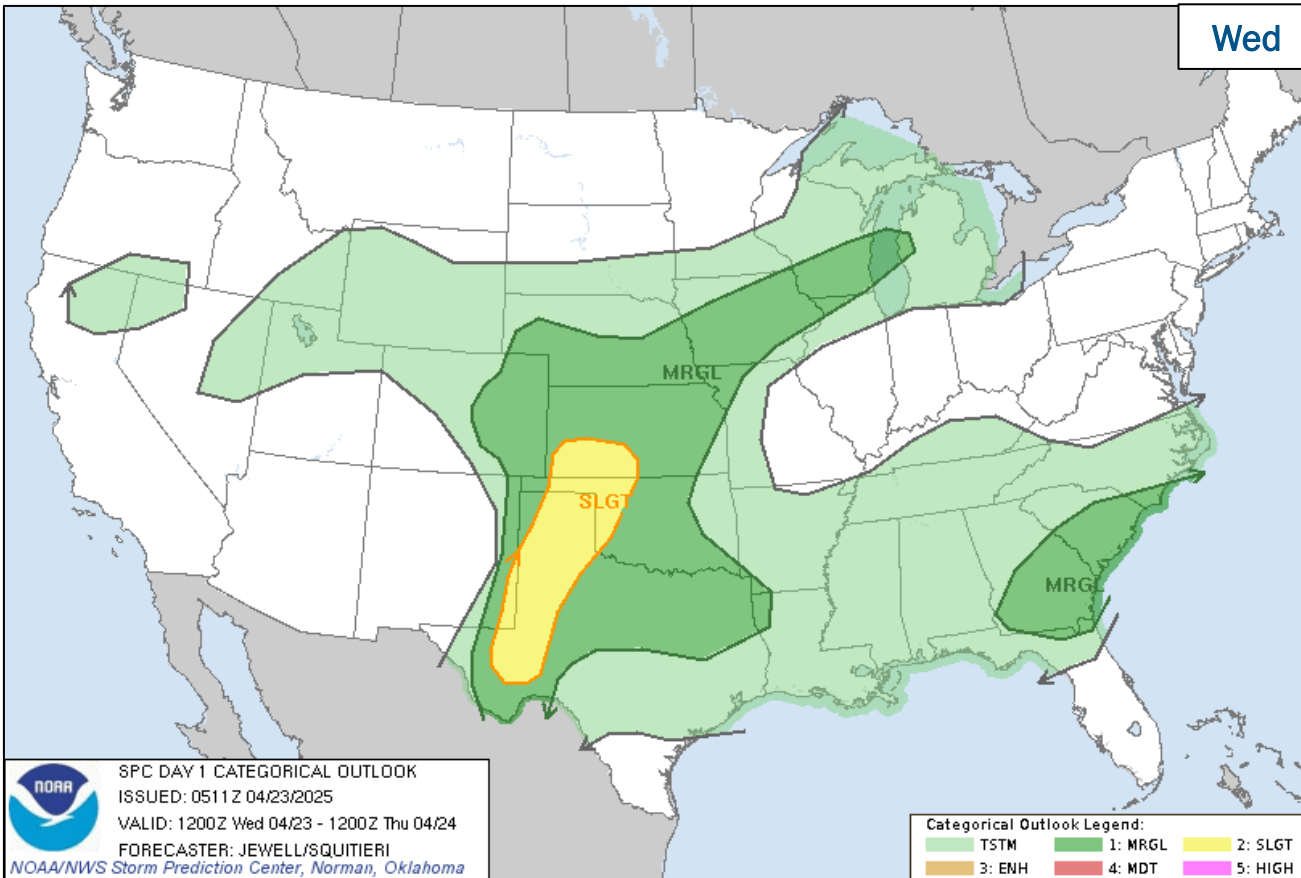
National Weather Forecast



FEMA

National Watch Center

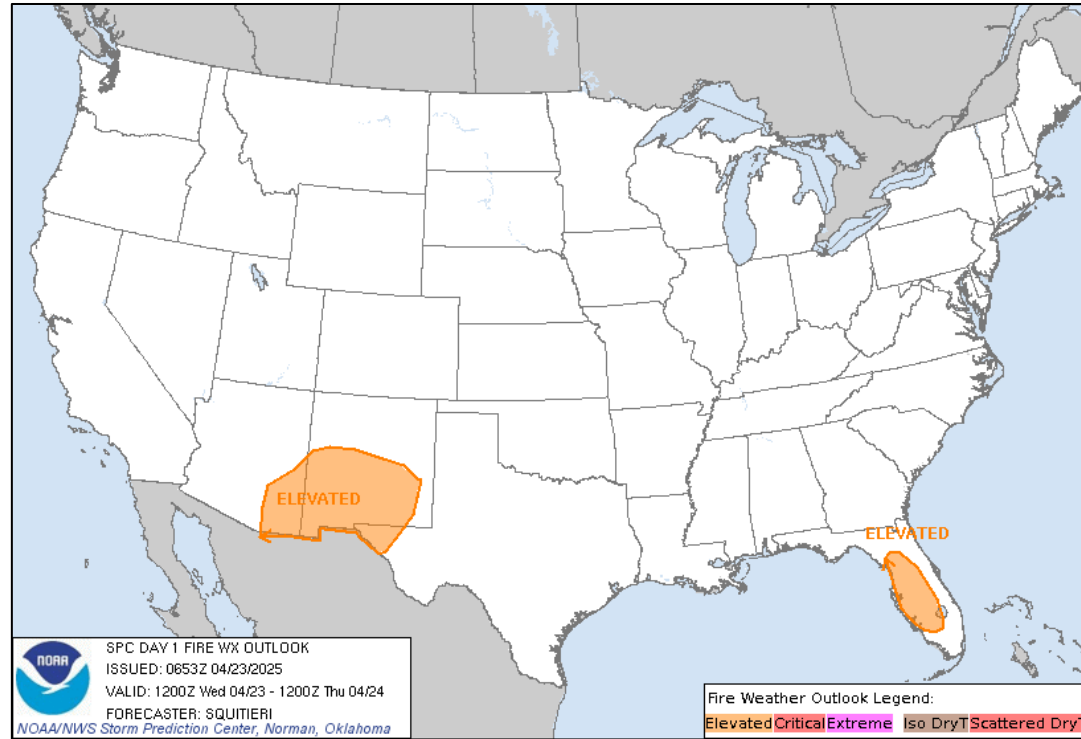
Severe Weather Outlook



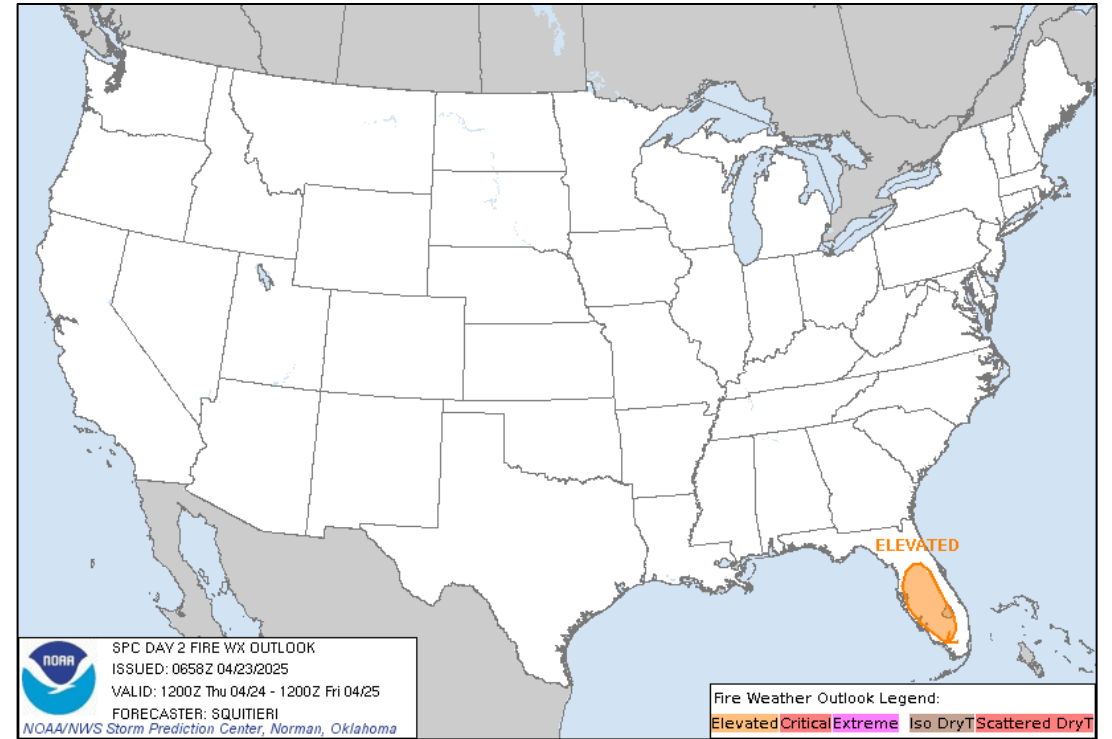
FEMA

National Watch Center

Fire Weather Outlook



Today



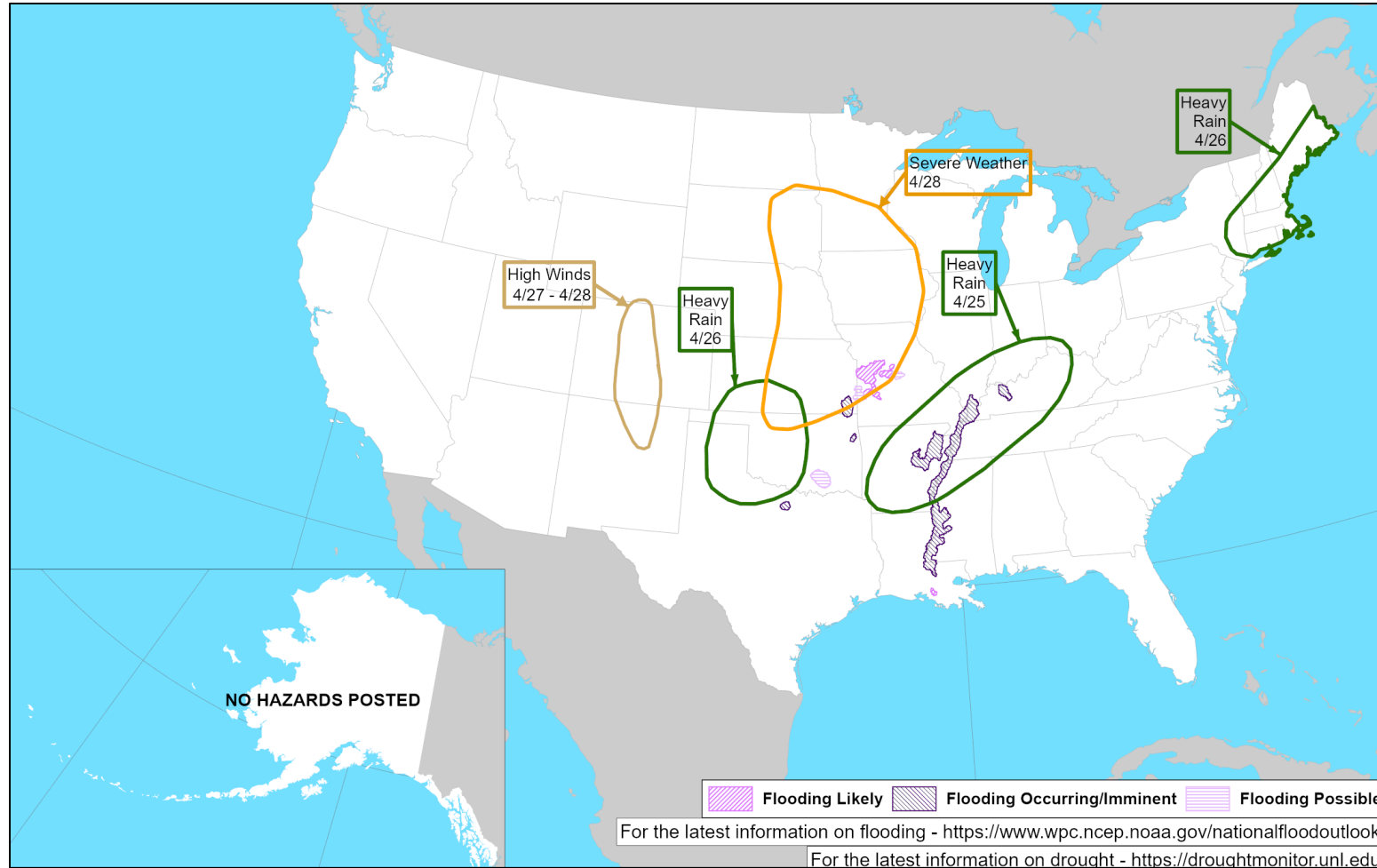
Tomorrow



FEMA

National Watch Center

Hazards Outlook – Apr 25-29




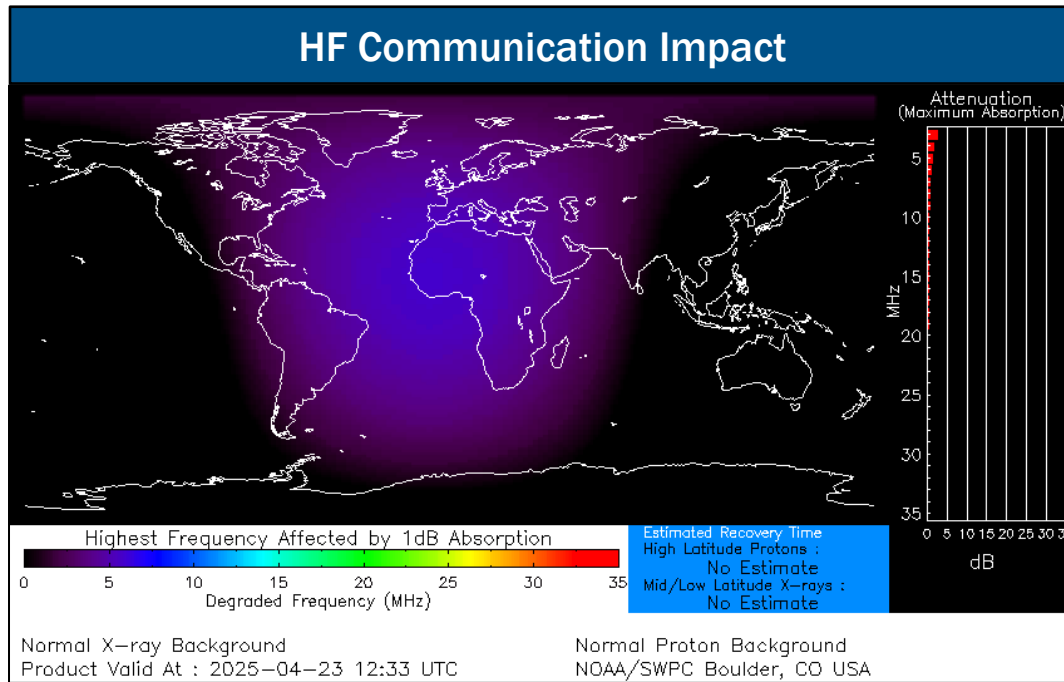
FEMA

National Watch Center

Space Weather Outlook

| Minor | Space Weather Activity | Geomagnetic Storms | Solar Radiation | Radio Blackouts |
|---------------|------------------------|--------------------|-----------------|-----------------|
| Past 24 Hours | Minor | G1 | None | R1 |
| Next 24 Hours | Moderate | G2 | None | None |

For further information on NOAA Space Weather Scales refer to: <http://www.swpc.noaa.gov/noaa-scales-explanation>
 For further information on Sunspot Activity refer to: <https://www.swpc.noaa.gov/phenomena/sunspotssolar-cycle>



FEMA

FEMA Common Operating Picture

29 Joint Field Offices **Supporting** **85 + 11** Major Disasters **Emergency** Declarations **10** Direct Housing Missions **20** RSF-Supported Disasters **6** Joint Recovery Offices

Wednesday
April 23, 2025
8:30 a.m. ET

| FEMA HQ | |
|-----------------|--------------|
| NWC | NRCC |
| Monitoring | Steady State |
| FEMA REGIONS | |
| Watch | RRCC |
| Monitoring I | Rostered |
| Monitoring II | Rostered |
| Monitoring III | Rostered |
| Enhanced IV | Rostered |
| Monitoring V | Rostered |
| Monitoring VI | Rostered |
| Monitoring VII | Rostered |
| Monitoring VIII | Rostered |
| Monitoring IX | Rostered |
| Monitoring X | Rostered |

| N-IMATs | |
|---------------------|-------------|
| 2-5 Teams Available | |
| Red | |
| White | |
| Blue | |
| Gold | |
| HS | DC (Jan 28) |

| R-IMATs | |
|---------------------|----------------|
| ≥ 7 Teams Available | |
| I | 3 / VT (Jan 6) |
| II | 2 |
| III | Reconstituting |
| IV-1 | TN (Apr 4) |
| IV-2 | KY (Feb 16) |
| V | |
| VI-1 | |
| VI-2 | Personnel |
| VII | |
| VIII | KY (Apr 6) |
| IX-1 | CA (Jan 8) |
| IX-2 | CA (Mar 6) |
| X | 1 |

Notes:
NRCC/RWCs/RRCCs:
 • RIV RWC: Flooding
State EOCs:
 • HI/TX/NJ: Wildfires
 • WV: Winter Storms
 • AL/FL/KY/MS/TN/OK: Severe Weather
 • FL/NC: Previous Incidents
 • OR: Flooding
 • ID: Potential Flooding

| Volunteer Force | |
|-----------------------|------------|
| Rostered 7,985 | Deployed 1 |
| Surge Capacity Force | |
| Rostered 8,562 (-238) | Deployed 0 |

| |
|---------------------------------|
| Fully Mission Capable (FMC) |
| Partially Mission Capable (PMC) |
| Not Mission Capable (NMC) |
| Deployed |

| REGIONAL BREAKDOWN | | | | |
|--------------------|-----|----|----|-----|
| | JFO | DR | EM | JRO |
| I | 3 | 8 | 0 | 0 |
| II | 3 | 5 | 0 | 2 |
| III | 2 | 8 | 1 | 0 |
| IV | 7 | 29 | 9 | 1 |
| V | 0 | 0 | 0 | 0 |
| VI | 2 | 6 | 1 | 3 |
| VII | 4 | 14 | 0 | 0 |
| VIII | 1 | 1 | 0 | 0 |
| IX | 2 | 5 | 0 | 0 |
| X | 5 | 9 | 0 | 0 |



Oakland, CA
DR-4482-CA
• R-IX IMAT-2

Pasadena, CA
DR-4856-CA
• R-IX IMAT-1

Fort Knox, KY
EM-3626-KY
• ISB Alpha

Frankfort, KY
DR-4860-KY
EM-3626-KY
• R-IV IMAT-2
• R-VIII IMAT
• MERS

Albany, NY
DR-4814-NY
DR-4825-NY
DR-4839-NY
Closing Apr 24

Williston, VT
DR-4810-VT
• R-I IMAT

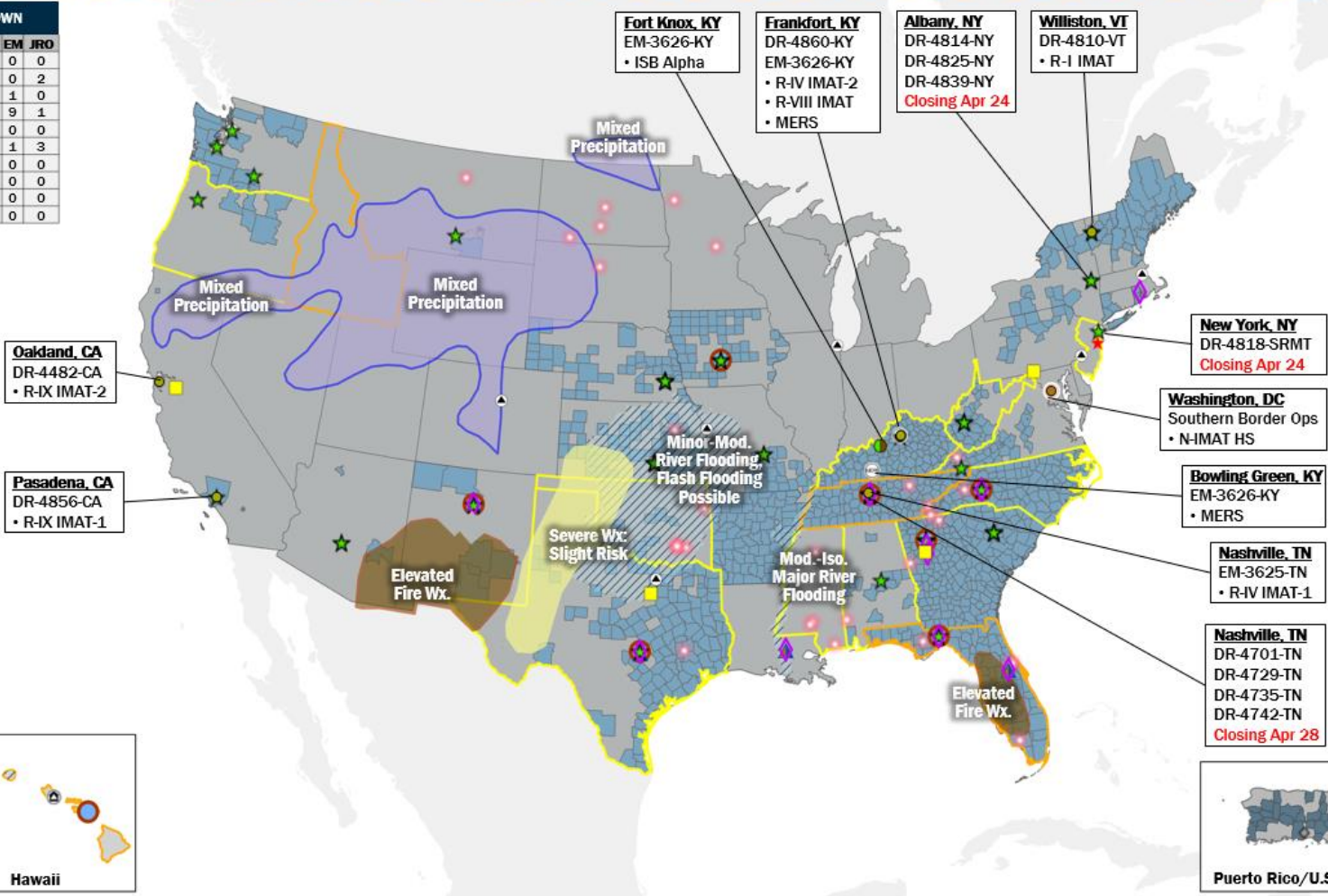
New York, NY
DR-4818-SRMT
Closing Apr 24

Washington, DC
Southern Border Ops
• N-IMAT HS

Bowling Green, KY
EM-3626-KY
• MERS

Nashville, TN
EM-3625-TN
• R-IV IMAT-1

Nashville, TN
DR-4701-TN
DR-4729-TN
DR-4735-TN
DR-4742-TN
Closing Apr 28



Legend:

- FMAG
- FEMA HQ
- Regional Offices
- Joint Field Offices
- Joint Recovery Offices
- Direct Housing Mission
- Active RSF Missions
- Pre-Positioned Sites
- Federal Staging Area
- Incident Support Base
- Distribution Center
- Temporary Housing Storage Area/Site
- Large Fires
- Staging Management Team

State Activation:

- Full
- Partial
- Monitoring
- Declared
- Counties



IM Workforce

14,130 (+3) Assigned
 4,913 (+4) Unavailable
 6,893 (-11) Deployed
 16% / 2,324 (+36) Available

IM Cadre Availability

19 Cadres ≤ 25% Availability

Civil Rights: 18% (32/179); Disaster Field Training Operations: 23% (23/98); Disability Integration: 13% (5/39); Disaster Survivor Assistance: 22% (288/1,303); External Affairs: 7% (26/396); Environmental Planning and Historic Preservation: 13% (114/883); Field Leadership: 11% (16/146); Financial Management: 18% (42/231); Hazard Mitigation: 11% (129/1,224); Human Resources: 17% (30/175); Individual Assistance: 13% (342/2,652); Interagency Recovery Coordination: 23% (79/342); Information Technology: 19% (138/713); Logistics: 13% (213/1,624); Operations: 16% (60/372); Public Assistance: 13% (292/2,308); Planning: 6% (29/460); Safety: 15% (14/94); Security: 10% (13/136)

MERS
≥ 66%

36 Assigned
 3 (+3) Unavailable
 2 Deployed
 31 (-3) Available

US&R
≥ 66%

28 Assigned
 3 Unavailable
 0 Deployed
 25 Available

FCO
2 Type I

49 Assigned
 3 Unavailable
 43 (24 FCOR) Deployed
 3 Available

Joint Preliminary Damage Assessments

| Region | State / Location | Incident | IA | Number of Counties | | Start - End |
|--------|------------------|---|----|--------------------|----------|-------------|
| | | | PA | Requested | Complete | |
| IV | MS | Tornadoes, Thunderstorms, and Flash Flooding Apr 2-6 | IA | 4 | 0 | 4/23 - TBD |
| | | | PA | 0 | 0 | N/A |
| V | MI | Ice Storm Mar 28 | IA | 12 | 0 | 4/21 - TBD |
| | | | PA | 12 | 0 | 4/28 - TBD |
| VI | AR | Severe Storms, Tornadoes, and Flooding Apr 2 | IA | 29 | 29 | 4/10 - 4/17 |
| | | | PA | 48 | 7 (+7) | 4/22 - TBD |
| VII | MO | Severe Storms, Flooding, and Tornadoes Mar 30 and continuing | IA | 20 | 17 | 4/15 - TBD |
| | | | PA | 25 | 0 | 4/22 - TBD |
| X | OR | Storms and Flooding Mar 13 and continuing | IA | 4 | 3 | 4/7 - TBD |
| | | | PA | 5 | 5 | 4/7 - 4/18 |



FEMA

Declaration Requests in Process – 13

| State / Tribe / Territory – Incident Description | Type | IA | PA | HM | Requested |
|---|------|----|----|----|-----------|
| KY – Severe Winter Storms and Snowstorms | DR | | X | X | Jan 30 |
| OK – Wildfires and Straight-line Winds | DR | X | | X | Mar 21 |
| HI – Flooding | DR | | X | X | Mar 27 |
| MS – Severe Storms, Straight-line Winds, Tornadoes, and Flooding | DR | X | X | X | Apr 1 |
| MO – Severe Storms, Straight-line Winds, Tornadoes, and Wildfires | DR | X | X | X | Apr 2 |
| KY – Severe Storms, Straight-line Winds, Tornadoes, Flooding, Landslides, and Mudslides | DR | X | X | X | Apr 11 |
| MI – Severe Winter Storm | EM | | X | | Apr 11 |
| NE – Severe Winter Storm and Straight-line Winds | DR | | X | X | Apr 14 |
| KS – Severe Winter Storm, Straight-line Winds, Flooding, and Wildfire | DR | | X | X | Apr 14 |
| IA – Severe Winter Storm | DR | | X | X | Apr 15 |
| TX – Severe Weather and Flooding | DR | X | X | X | Apr 17 |
| TN – Severe Storms, Straight-line Winds, Tornadoes, and Flooding | DR | X | X | X | Apr 18 |
| AR – Severe Storms and Tornadoes (Appeal) | DR | X | X | X | Apr 18 |



FEMA



FEMA

Helping people before, during, and after disasters.



Scan to subscribe to this briefing.