

FEMA National Watch Center

# Daily Operations Briefing

Monday, April 22, 2024

8:30 a.m. ET



**FEMA**

# National Current Ops / Monitoring

---

## New Significant Incidents / Ongoing Ops

- No new significant incidents / operations

## Hazard Monitoring

- Heavy Rain/Thunderstorms – Southeast
- Fire Weather – Northern Plains

---

## Disaster Declaration Activity

- No new declaration activity

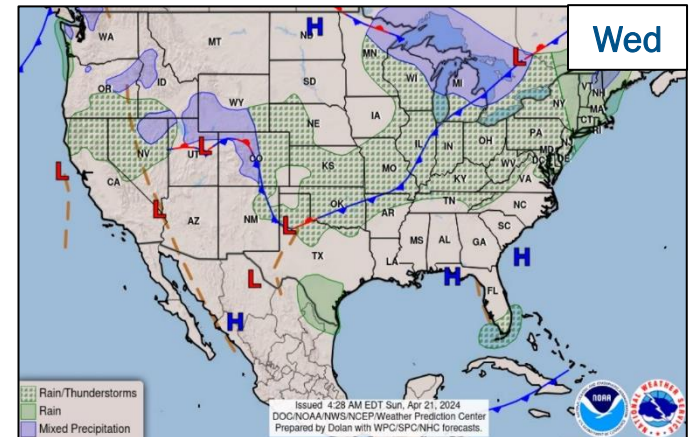
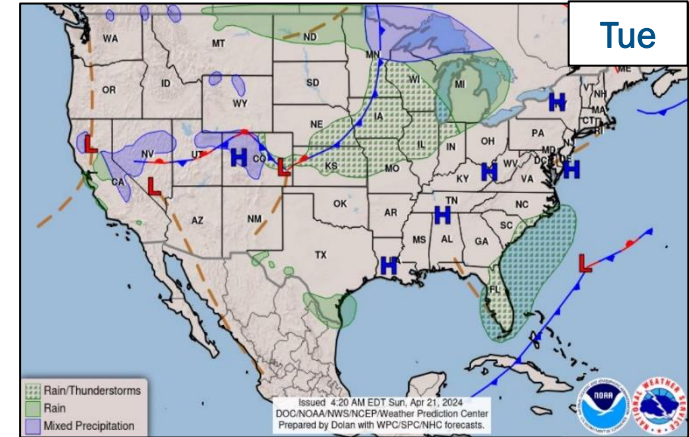
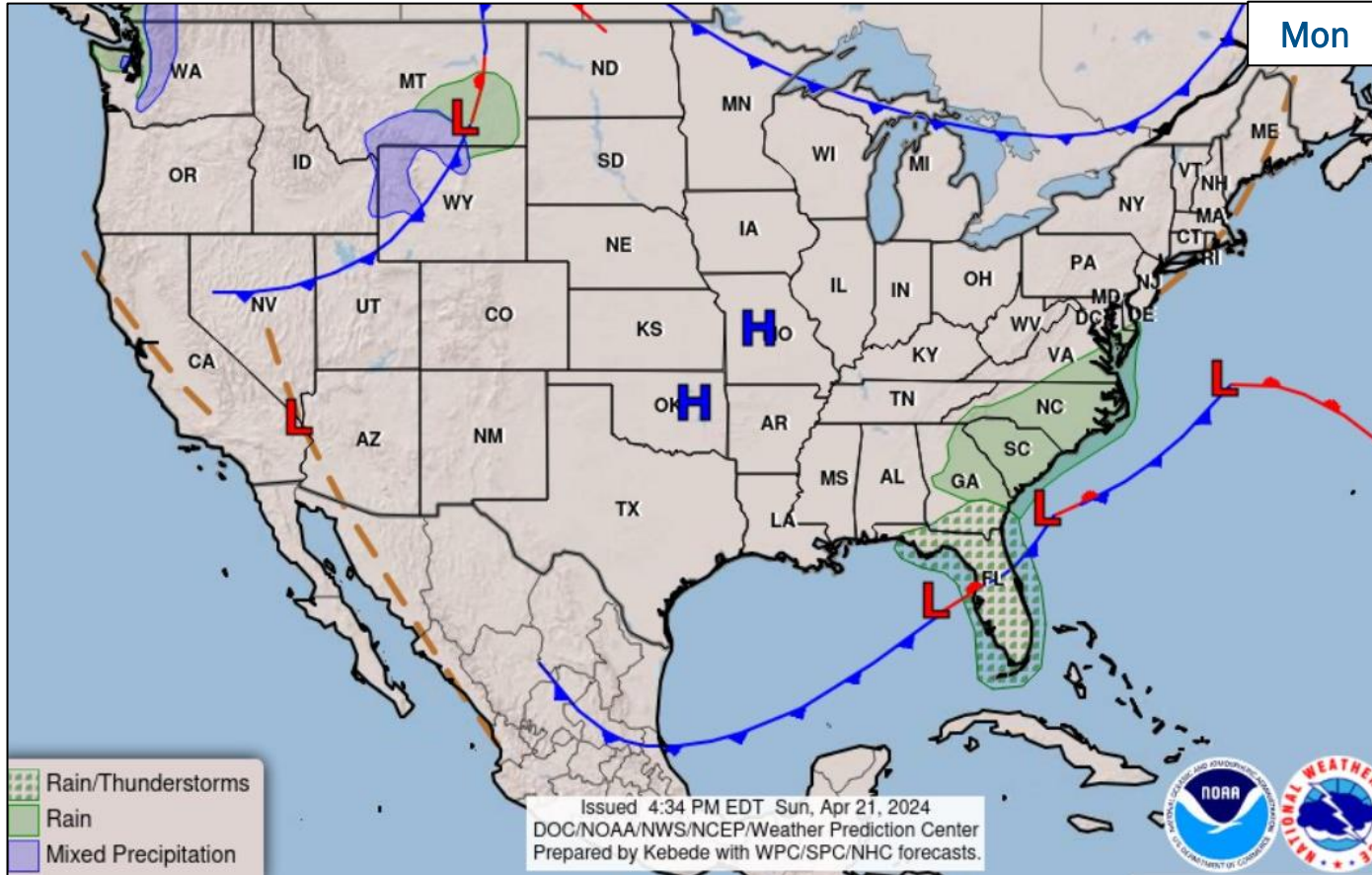
## Event Monitoring

- No significant events



**FEMA**

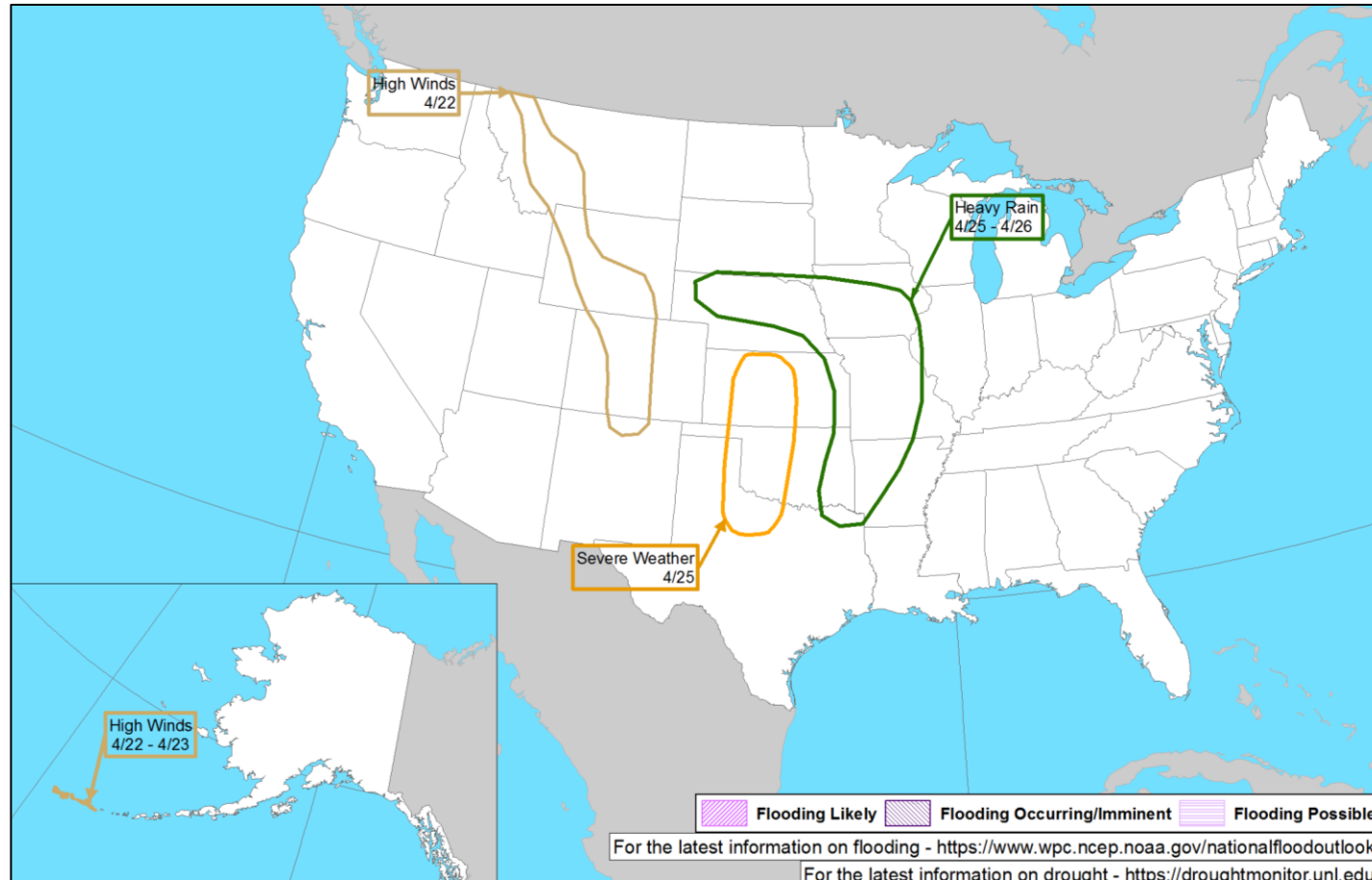
# National Weather Forecast



FEMA

National Watch Center

# Hazards Outlook – Apr 22-26



FEMA

National Watch Center

# FEMA Common Operating Picture

**20 + 4**  
Joint Field Offices  
Virtual Joint Field Offices  
Supporting

**70 + 1**  
Major Disasters  
Emergency Declarations

**12** Direct Housing Missions  
**26** RSF-Supported Disasters

Monday  
April 22, 2024  
8:30 a.m. ET

FEMA HQ	
NWC	NRCC
Monitoring	Activated
FEMA REGIONS	
Watch	RRCC
Monitoring	I Rostered
Monitoring	II Rostered
Monitoring	III Rostered
Monitoring	IV Rostered
Monitoring	V Rostered
Monitoring	VI Rostered
Monitoring	VII Rostered
Monitoring	VIII Rostered
Monitoring	IX Rostered
Monitoring	X Rostered
Notes:	
RWCs/RRCCs/IMATs: NRCC: Sustained Ops	STATE EOCs: FL/MS/OK/WV: Severe Weather HI: Wildfires TX: Ongoing Threats AZ/CO: SW Border OK/WV: Wildfires MD: Key Bridge Incident
Volunteer Force	
Rostered 7,778	Deployed 106
Surge Capacity Force	
Rostered 7,878	Deployed 0

N-IMATs	
2-5 Teams Available	
Red	
White	
Blue	
Gold	
HS	
R-IMATs	
≥ 7 Teams Available	
I	ME
II	
III	
IV-1	
IV-2	1
V	
VI-1	
VI-2	3
VII	2
VIII	
IX-1	CA
IX-2	Personnel
X	OR
Fully Mission Capable (FMC)	
Partially Mission Capable (PMC)	
Not Mission Capable (NMC)	
Deployed	

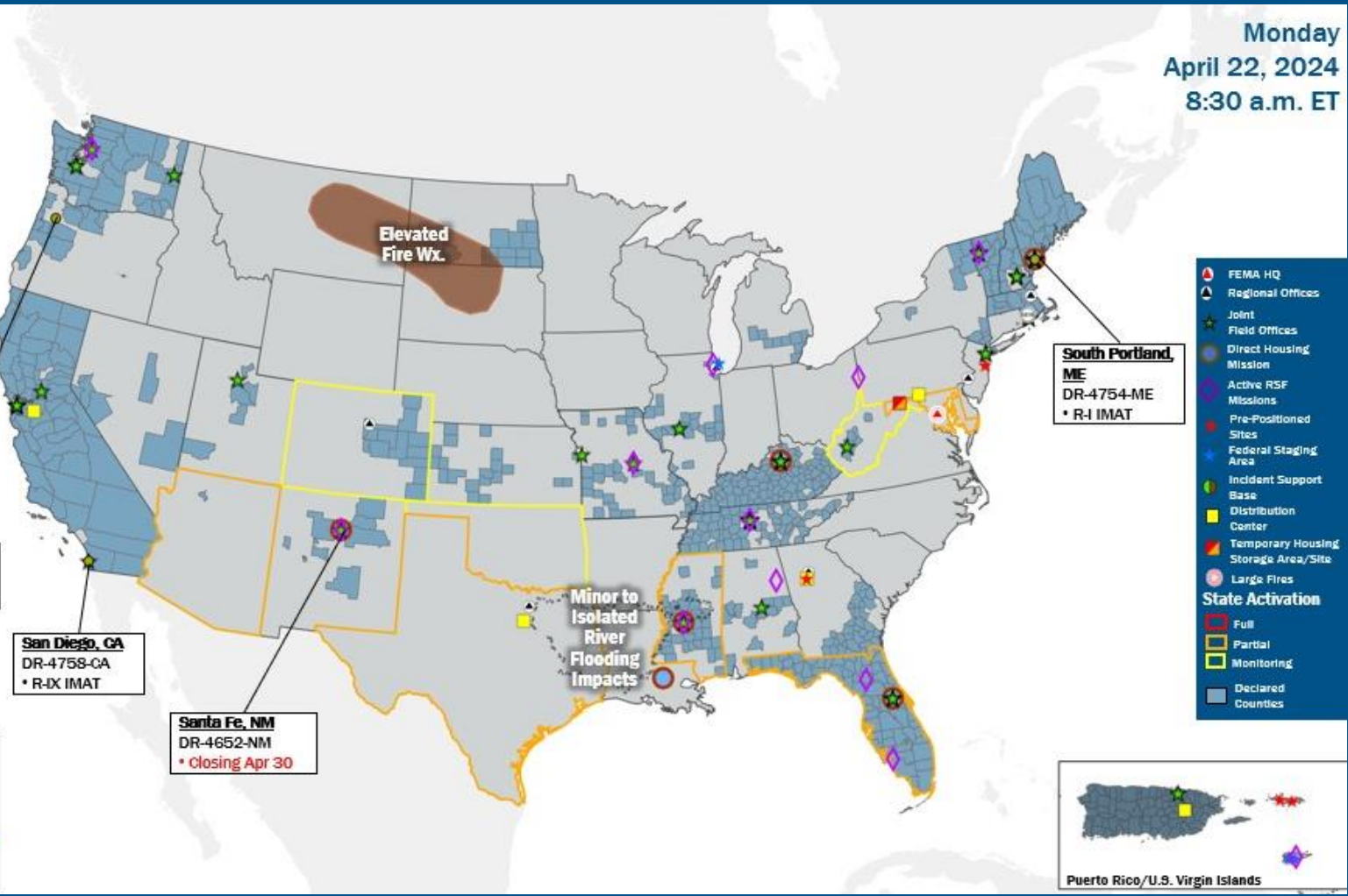
REGIONAL BREAKDOWN			
	JFO/VJFO	DR	EM
I	4/0	15	1
II	1/1	3	0
III	1/0	1	0
IV	4/1	17	0
V	1/0	3	0
VI	1/0	1	0
VII	2/0	2	0
VIII	1/0	2	0
IX	2/1	17	0
X	3/1	9	0

**Salem, OR**  
DR-4768-OR  
• R-X IMAT

**Barrigada GU**  
DR-4715-GU  
• MERS

**San Diego, CA**  
DR-4758-CA  
• R-IX IMAT

**Santa Fe, NM**  
DR-4652-NM  
• Closing Apr 30



## IM Workforce

13,854 Assigned  
4,373 (-13) Unavailable  
5,149 (-10) Deployed  
31% / 4,332 (+23) Available

## IM Cadre Availability

10 Cadres ≤ 25% Availability

Environmental Planning and Historic Preservation: 19% (153/799); Field Leadership: 19% (28/149); Financial Management: 12% (27/224); Hazard Mitigation: 22% (283/1,262); Human Resources: 17% (30/178); Operations: 20% (62/322); Public Assistance: 24% (512/2,177); Planning: 12% (56/460); Safety: 11% (9/81); Security: 19% (26/140)

## MERS

> 66%

36 Assigned  
0 Unavailable  
0 Deployed  
36 Available

## US&R

> 66%

28 Assigned  
1 Unavailable  
0 Deployed  
27 Available

## FCO

≤ 1 Type I

49 Assigned  
6 Unavailable  
37 (24 FCOR) Deployed  
6 Available

# Joint Preliminary Damage Assessments

Region	State / Location	Incident	IA	Number of Counties		Start - End
			PA	Requested	Complete	
I	RI	Flooding Jan 8-17	IA	3	3	2/15 - 2/22
			PA	4	3	2/26 - TBD
	ME	Severe Winter Storm Apr 3-4	IA	0	0	N/A
			PA	2	0	TBD
III	WV	Severe Winter Storms Apr 2-7	IA	11	0	4/16 - TBD
			PA	0	0	N/A
VII	NE	Severe Storms Apr 6-7	IA	0	0	N/A
			PA	8	0	4/15 - TBD



**FEMA**

# Declaration Requests in Process – 7

State / Tribe / Territory – Incident Description	Type	IA	PA	HM	Requested
OH – Train Derailment	DR	X	X	X	Jul 3
IA – Severe Winter Storms and Snowstorm	DR		X	X	Feb 13
MA – Severe Storms and Flooding (APPEAL)	DR	X	X	X	Mar 11
SBKN* – Severe Storms and Flooding	DR		X	X	Mar 21
WA – Severe Winter Storms, Straight-line Winds, Flooding, Landslides, and Mudslides	DR		X	X	Mar 22
OH – Tornadoes	DR	X		X	Mar 29
KS – Severe Winter Storm	DR		X	X	Apr 9

\*Sycuan Band of the Kumeyaay Nation



**FEMA**



# FEMA

Helping people before, during, and after disasters.



*Scan to subscribe to this briefing.*