

FEMA National Watch Center

Daily Operations Briefing

Saturday, April 22, 2023

8:30 a.m. ET



FEMA

National Current Ops / Monitoring

New Significant Incidents / Ongoing Ops

- No significant incidents / operations

Hazard Monitoring

- Severe Thunderstorms – Texas and the Southeast to the Mid-Atlantic
- Heavy Rain/Flash Flooding – Texas

Disaster Declaration Activity

- Approved: Major Disaster Declaration FEMA-4705-DR-TX
- Three Amendments issued

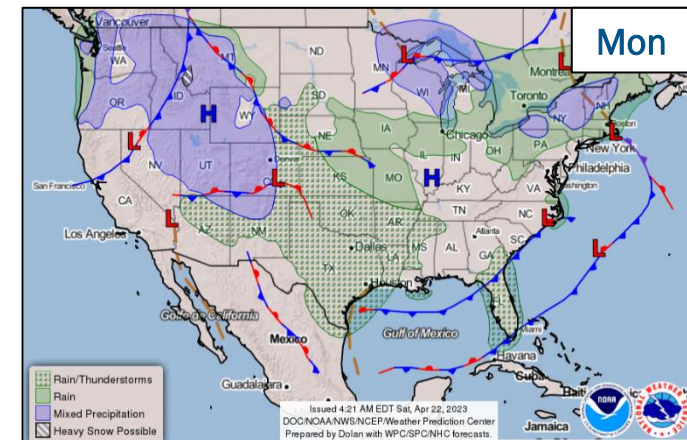
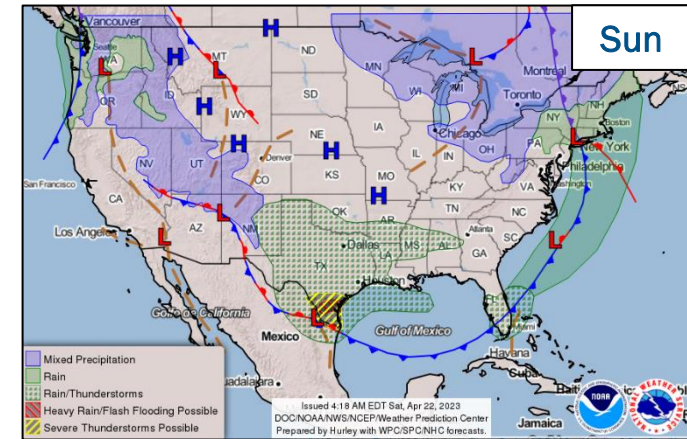
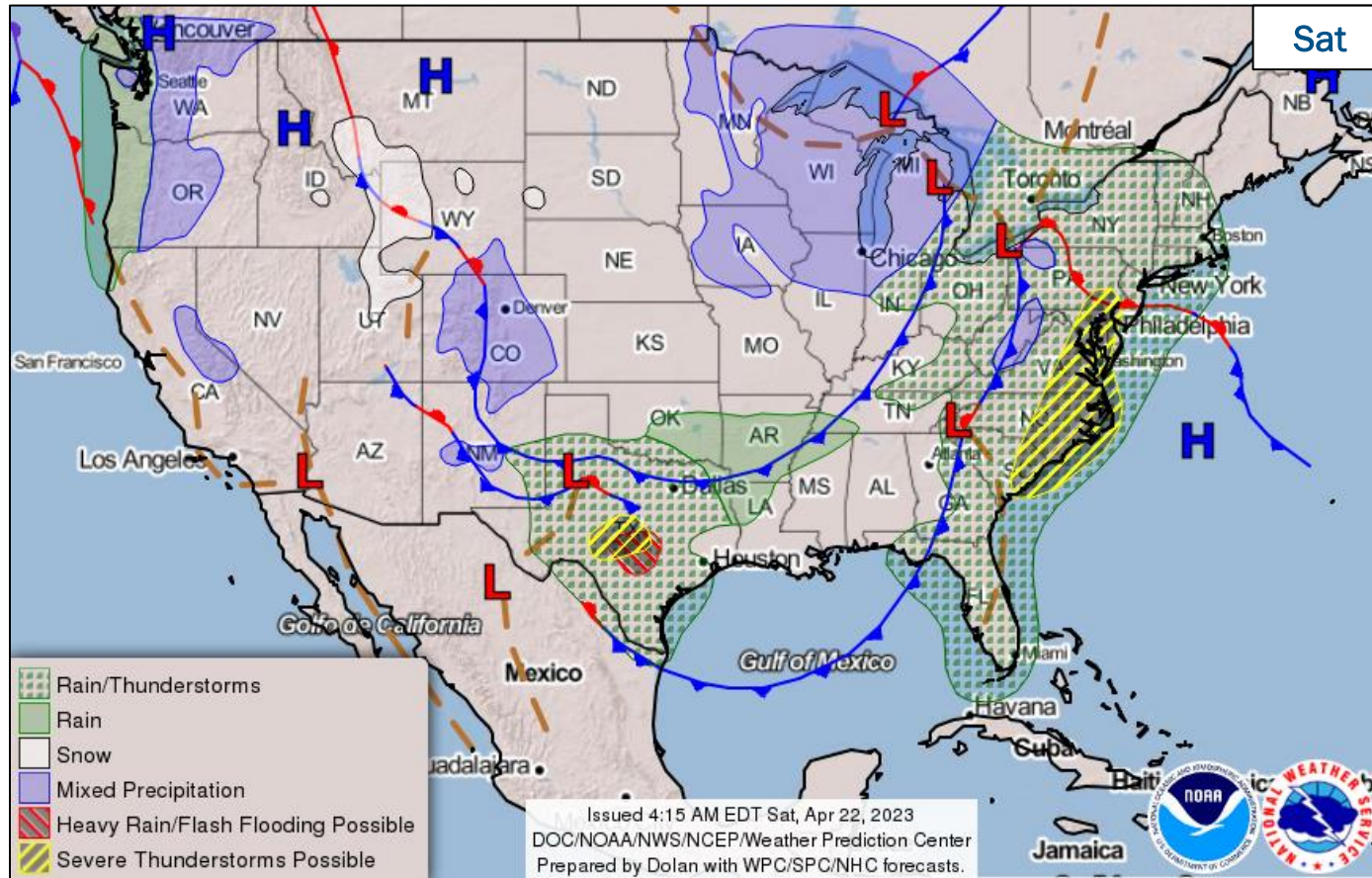
Event Monitoring

- No significant events



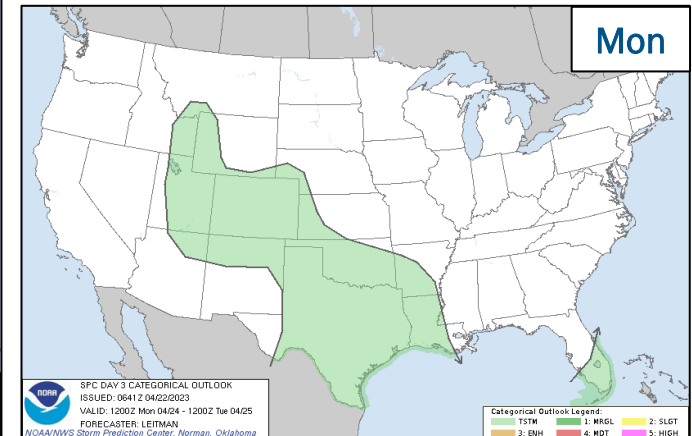
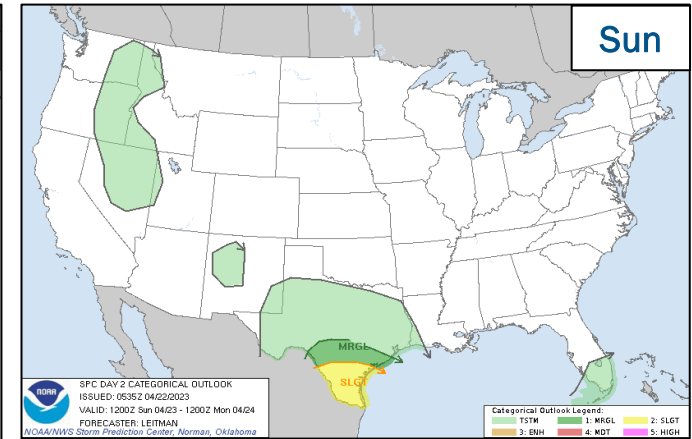
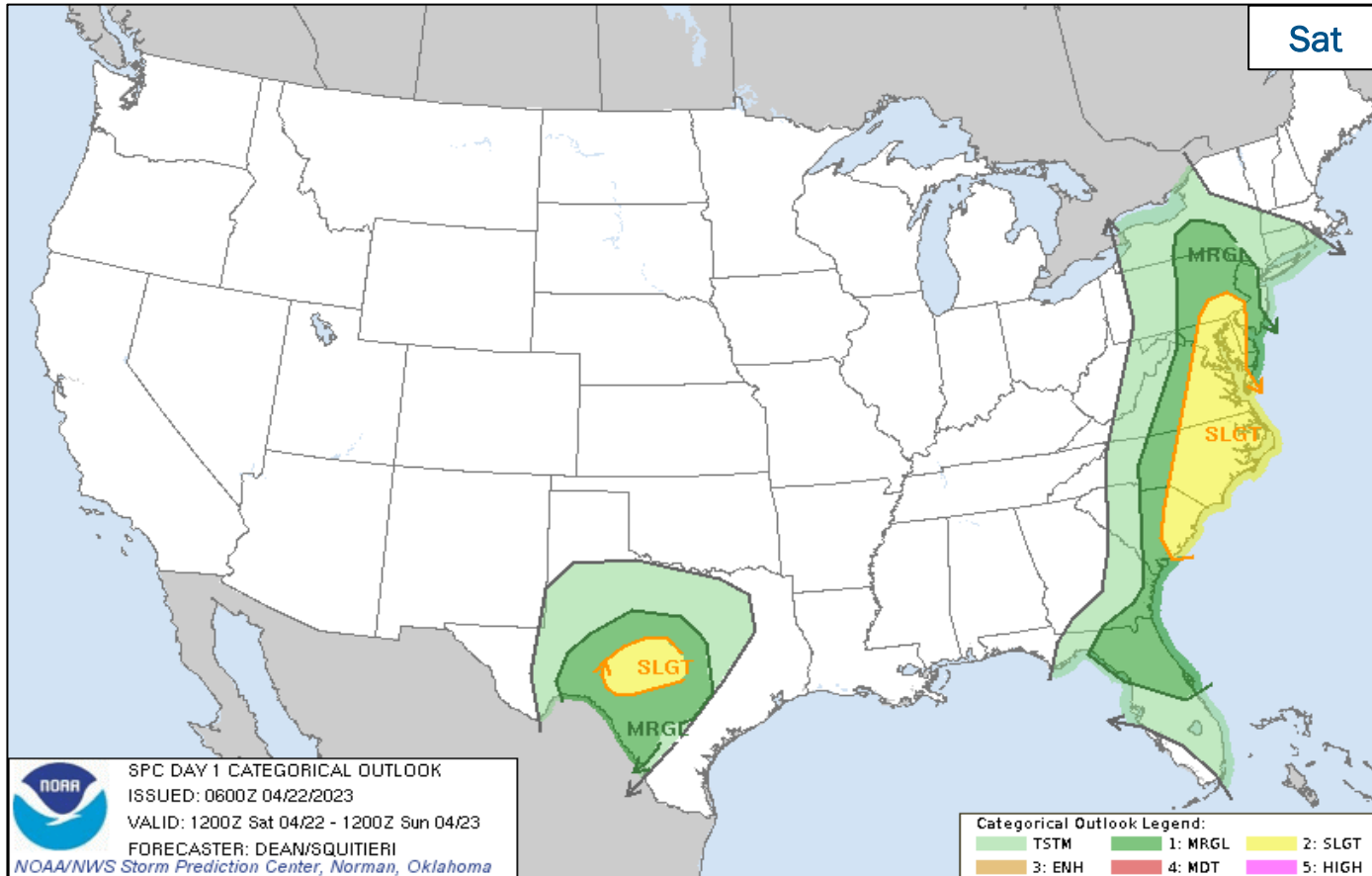
FEMA

National Weather Forecast



FEMA

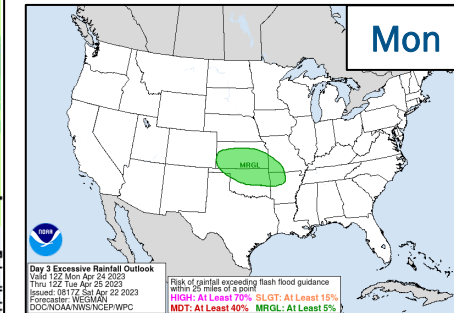
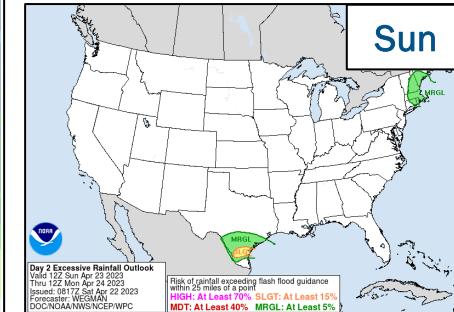
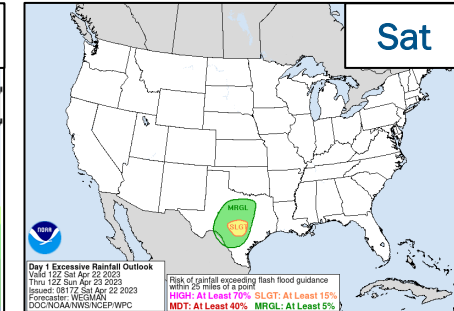
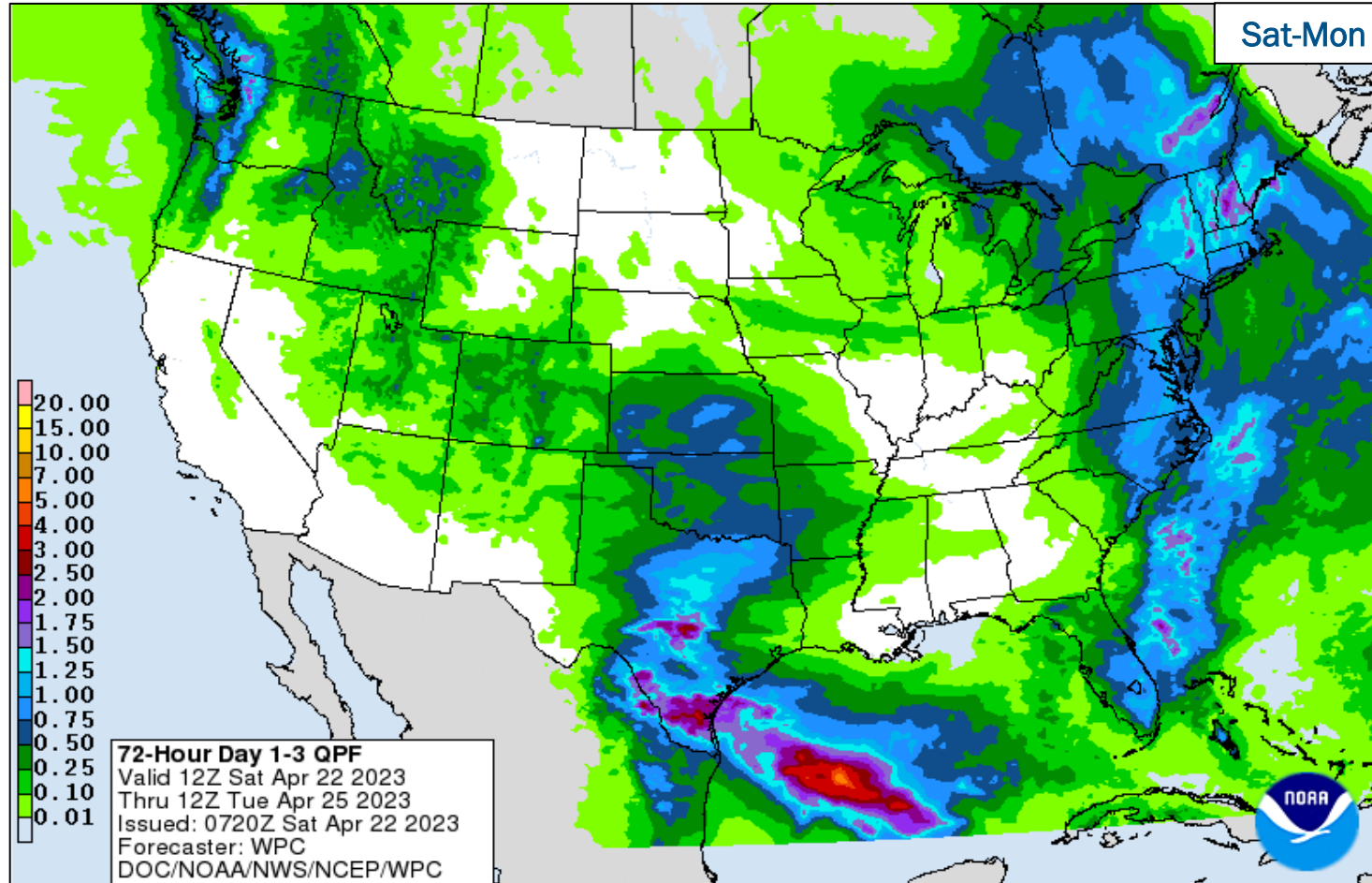
Severe Weather Outlook



FEMA

National Watch Center

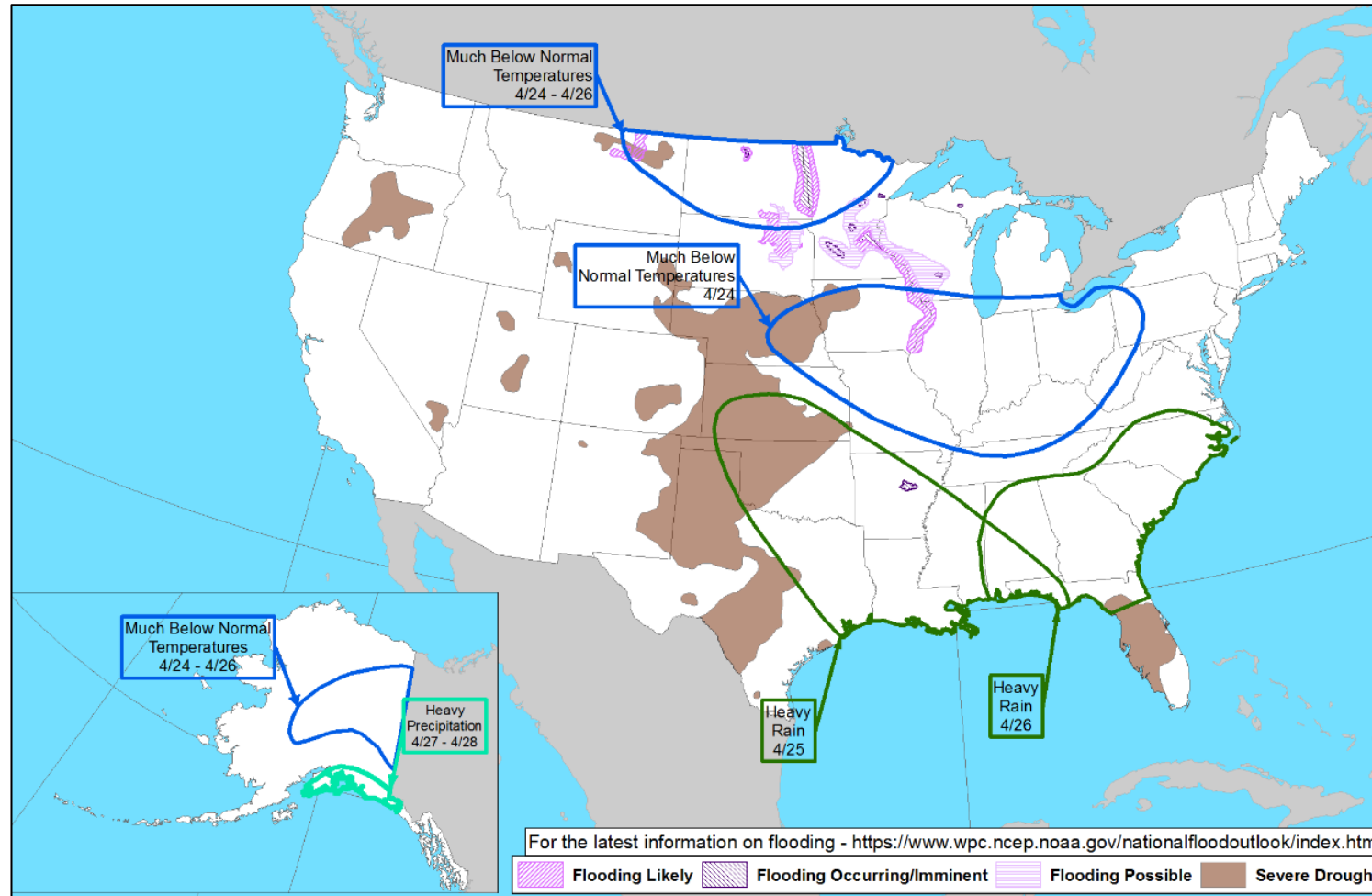
Precipitation & Excessive Rainfall



FEMA

National Watch Center

Hazards Outlook – April 24-28

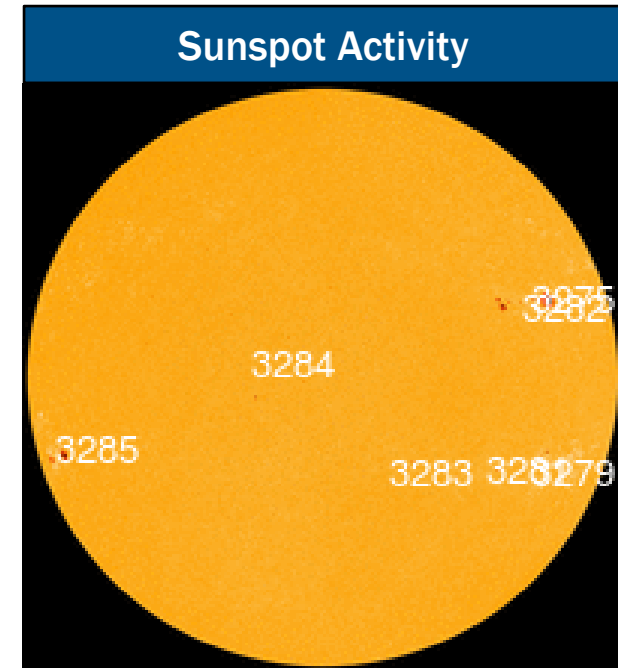
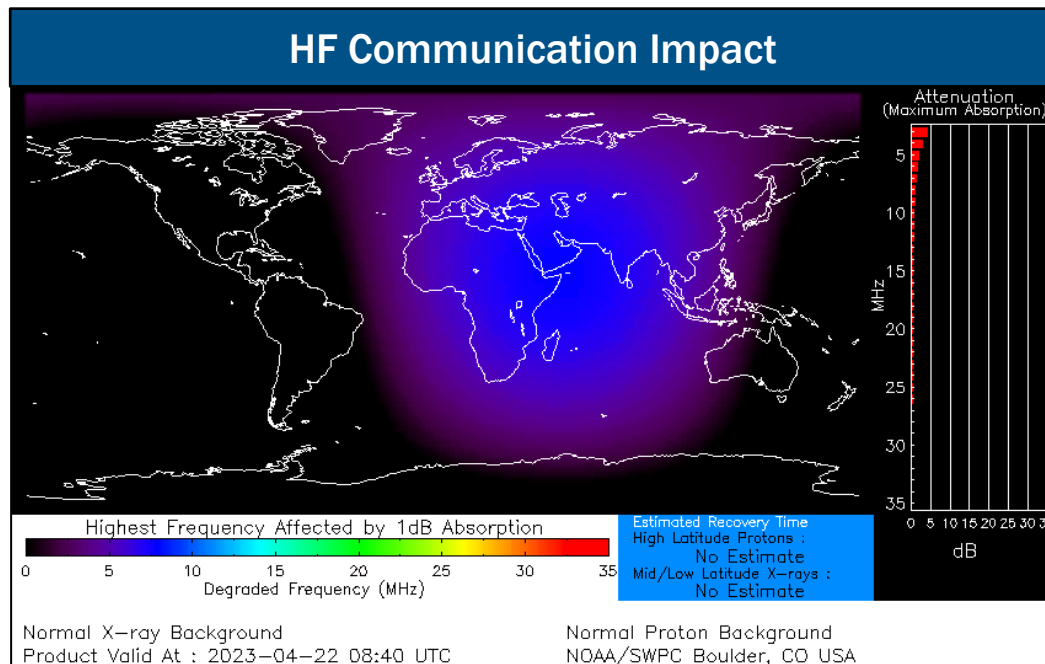


FEMA

Space Weather Outlook

	Space Weather Activity	Geomagnetic Storms	Solar Radiation	Radio Blackouts
Past 24 Hours	Minor	None	None	Minor
Next 24 Hours	Minor	None	None	None

For further information on NOAA Space Weather Scales refer to: <http://www.swpc.noaa.gov/noaa-scales-explanation>
 For further information on Sunspot Activity refer to: <https://www.swpc.noaa.gov/phenomena/sunspotssolar-cycle>



FEMA

FEMA Common Operating Picture

10 + 8 Joint Field Offices Virtual Joint Field Offices Supporting
59 + 7 Major Disasters Emergency Declarations
7 Direct Housing Missions
12 RSF-Supported Disasters

Saturday
 April 22, 2023
 8:30 a.m. ET

FEMA HQ

NWC	NRCC
Monitoring	Rostered

FEMA REGIONS

Watch	RRCC
Monitoring	I Rostered
Alt Location	II Rostered
Monitoring	III Rostered
Monitoring	IV Rostered
Monitoring	V Rostered
Monitoring	VI Rostered
Enhanced	VIII Rostered
Monitoring	IX Rostered
Monitoring	X Rostered

Notes:

RWC/RRCC:
 - Region VIII: Day shift (Flooding)
 - Region II: Alt Location until 7:00 p.m. ET (Staffing Shortage)

State EOCs:
 - DC: 1st Amendment Activities
 - AL/IL/MS/OK/TN: Severe Weather
 - FL: TC Ian
 - KS/NE/NJ/OK: Wildfire Activity
 - TX: Ongoing Operations
 - CA/MT/MI/MN/ND/NV/UT: Flooding
 - CO: Avian Influenza, Public Health Support, and Suncor Refinery
 - AZ/CO: SW Border Coordination
 - WY: Winter Weather
 - AS: Seismic Activity
 - CA/CNMI/GU/MD/NV/WV: COVID Support
 - KY: Kentucky Derby Festival
 - USVI: Patient Movement

Surge Capacity Force

Rostered	Deployed
7,340	0

N-IMATs

2-4 Teams Available

Red	
White	
Blue	
Gold	

R-IMATs

4 - 6 Teams Available

I	NH
II	Personnel
III	1
IV-1	MS
IV-2	TN
V	IN
VI-1	AR
VI-2	3
VII	Training/Exercise
VIII	
IX-1	CA
IX-2	CA
X	2

Legend:
 Fully Mission Capable (FMC)
 Partially Mission Capable (PMC)
 Not Mission Capable (NMC)
 Deployed

REGIONAL BREAKDOWN

	JFO/VJFO	DR	EM
I	1/0	6	0
II	1/2	4	1
III	1/0	3	0
IV	4/1	12	2
V	0/1	4	0
VI	2/1	5	3
VII	0/0	0	0
VIII	0/1	5	0
IX	0/1	10	1
X	2/1	10	0

Alaska

Northern Mariana Islands

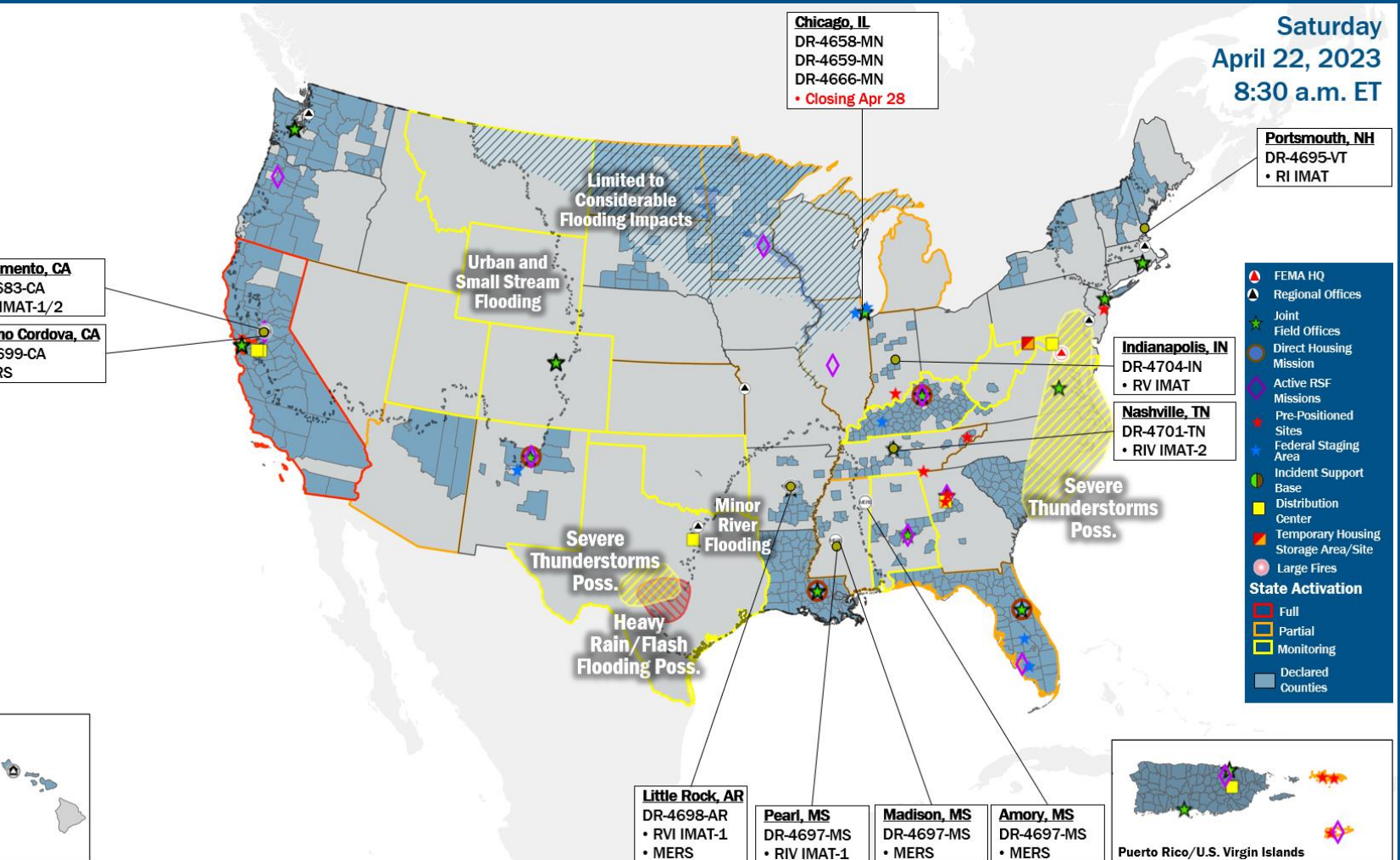
Guam

American Samoa

Hawaii

Sacramento, CA
 DR-4683-CA
 • RIX IMAT-1/2

Rancho Cordova, CA
 DR-4699-CA
 • MERS



IM Workforce

13,391 (-6) Assigned
 4,291 (+26) Unavailable
 5,986 (-77) Deployed

23% / 3,114 (+45) Available

IM Cadre Availability ≤ 25% Availability

Alternate Dispute Resolution: 5% (2/39); Civil Rights: 15% (19/126); Disaster Field Training Operations: 22% (20/92); Disability Integration: 2% (1/59); External Affairs: 21% (103/496); Environmental Planning and Historic Preservation: 15% (123/831); Field Leadership: 6% (9/139); Hazard Mitigation: 11% (134/1,215); Human Resources: 5% (8/164); Interagency Recovery Coordination: 18% (55/301); Logistics: 24% (349/1,468); Operations: 16% (54/347); Public Assistance: 10% (214/2,173); Planning: 12% (53/448); Safety: 6% (5/81); Security: 14% (20/144)

MERS

≥ 66%

36 Assigned
 0 Unavailable
 1 (-1) Deployed

35 (+1) Available

US&R

≥ 66%

28 Assigned
 2 Unavailable
 0 Deployed

26 Available

FCO

≤ 1 Type I

48 Assigned
 8 (-2) Unavailable
 34 (25 FCOR) Deployed

6 (+2) Available

Joint Preliminary Damage Assessments

Region	State / Location	Incident	IA	Number of Counties		Start - End
			PA	Requested	Complete	
I	NH	Snow Storm Mar 13-15	IA	0	0	N/A
			PA	3	0	4/10 - TBD
II	NY	Severe Winter Storm Dec 23-25	IA	0	0	N/A
			PA	7	5	1/24 - TBD
IV	GA	Severe Storms and Tornadoes Mar 24-26	IA	2	2	4/4 - 4/12
			PA	12	6	4/17 - TBD
	FL	Severe Storms and Flooding Apr 12-14	IA	1	0	4/19 - TBD
			PA	1	0	4/19 - TBD
VI	TX	Winter Storm Jan 29 and continuing	IA	0	0	N/A
			PA	29	18	3/6 - TBD
IX	CA	Severe Weather and Flooding Mar 9 and continuing	IA	9	9	3/18 - TBD
			PA	39	19	3/18 - TBD
	Hoopa Valley Tribe	Severe Widespread Flooding Feb 14-Mar 5	IA	1	0	3/24 - TBD
			PA	1	1	3/24 - 3/25



FEMA

Declaration Approval – Texas

Declaration: Major Disaster Declaration – FEMA-4705-DR-TX

Date Requested: Feb 21, 2023

Date Approved: Apr 21

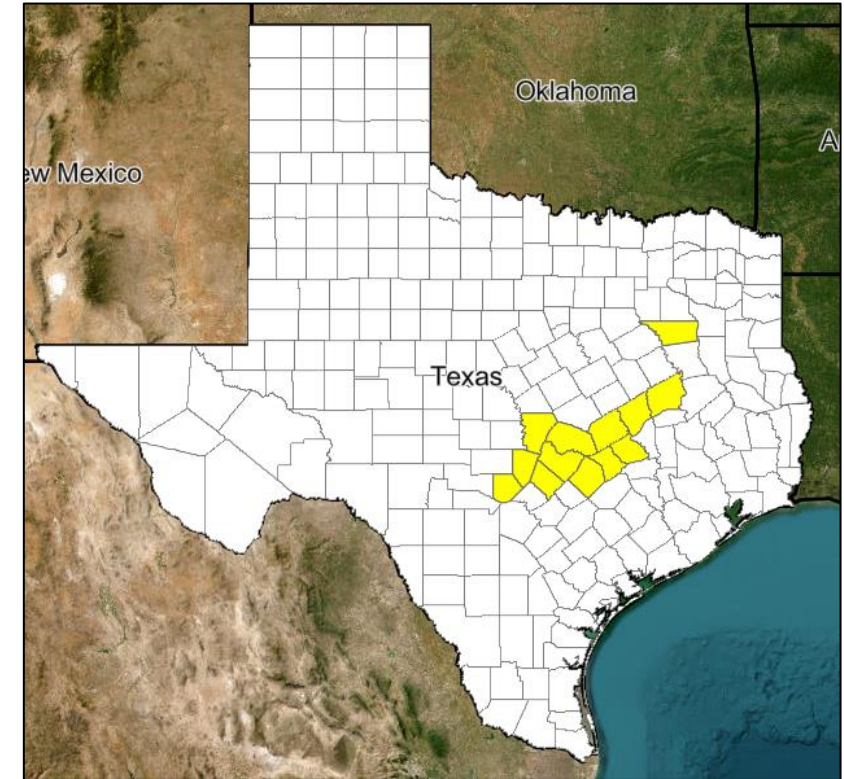
Incident: Severe Winter Storm

Incident Period: Jan 30 to Feb 2, 2023

Provides:

- **PA Only:** 13 counties
- **Hazard Mitigation:** Statewide

FCO: Gerard M. Stolar



■ PA



FEMA

National Watch Center

Declaration Requests in Process – 7

State / Tribe / Territory – Incident Description	Type	IA	PA	HM	Requested
Choctaw Nation of Oklahoma – Tornadoes	DR		X	X	Jan 3
CA – Heat Dome and Wildfires (Appeal)	DR		X	X	Mar 5
ND – Severe Winter Storms	DR		X	X	Mar 21
KY – Severe Storms, Straight-line Winds, Flooding, Landslides, and Mudslides	DR		X	X	Mar 27
IL – Severe Storm, Straight-line Winds, & Tornadoes	EM		X		Apr 5
Hoop Valley Tribe – Severe Winter Storms, Snowstorm, and Mudslides	DR	X	X	X	Apr 5
NV – Severe Winter Storms, Flooding, Landslides, and Mudslides	DR		X	X	Apr 13



FEMA

Declaration Amendments

Declaration	Number	Issued	Action
FEMA-4652-DR-NM	13	Apr 21	Appoints Gerard M. Stolar as FCO effective April 10
FEMA-4673-DR-FL	14	Apr 21	Appoints Brett H. Howard as FCO effective April 15
FEMA-4680-DR-FL	2	Apr 21	Appoints Brett H. Howard as FCO effective April 15



FEMA



FEMA

Helping people before, during, and after disasters.



Scan to subscribe to this briefing.