

FEMA National Watch Center

# Daily Operations Briefing

Monday, April 21, 2025

8:30 a.m. ET



**FEMA**

# National Current Ops / Monitoring

---

## New Significant Incidents / Ongoing Ops

- No new significant incidents / operations

## Hazard Monitoring

- Elevated-Critical Fire Weather – Central Plains

## Disaster Declaration Activity

- No new declaration activity

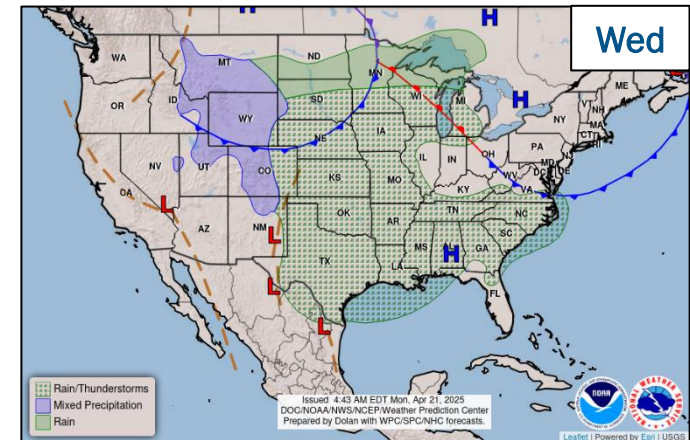
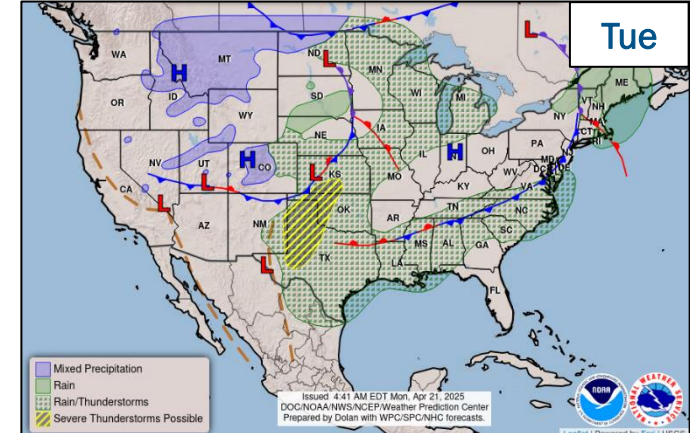
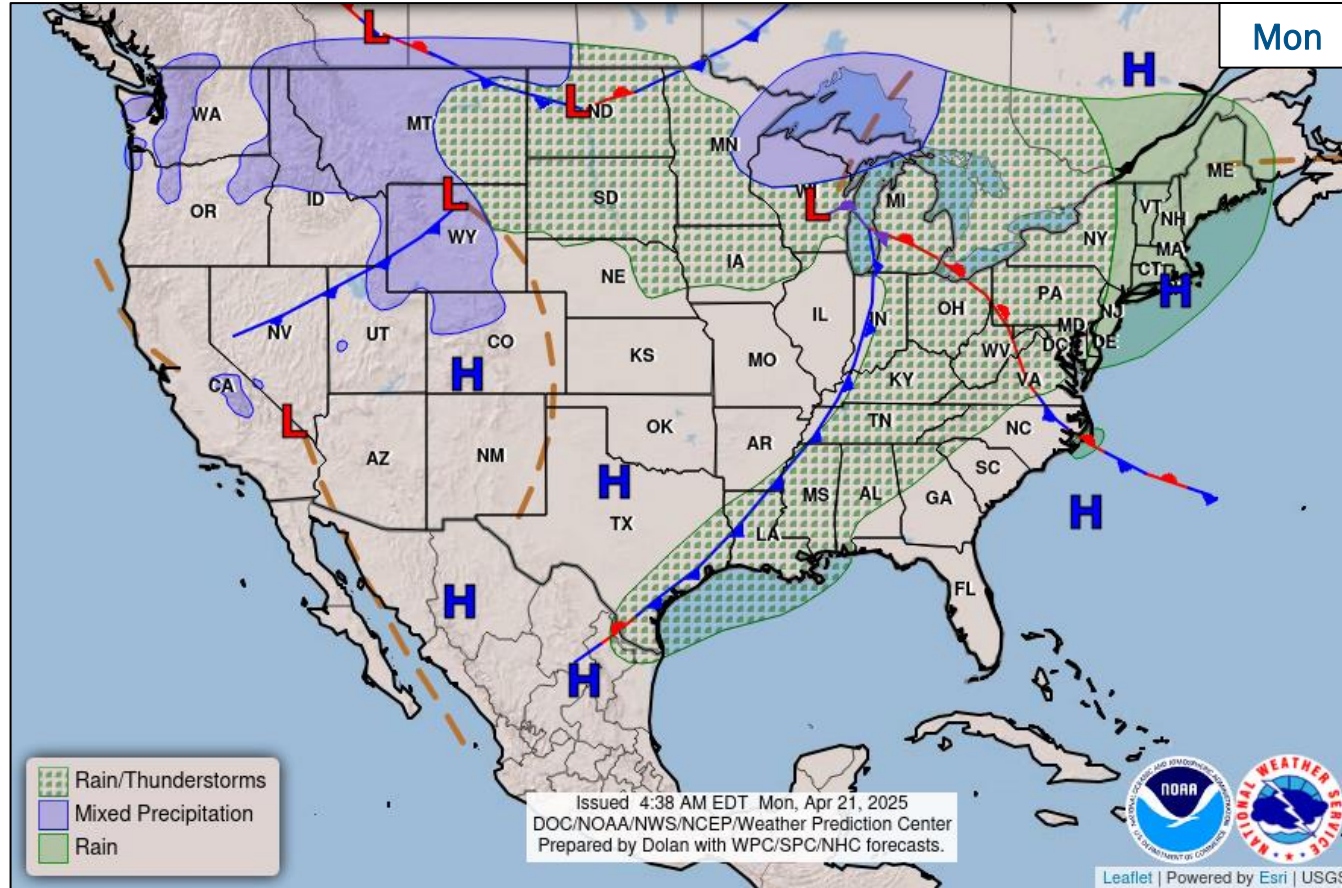
## Event Monitoring

- Boston Marathon – Boston, MA



**FEMA**

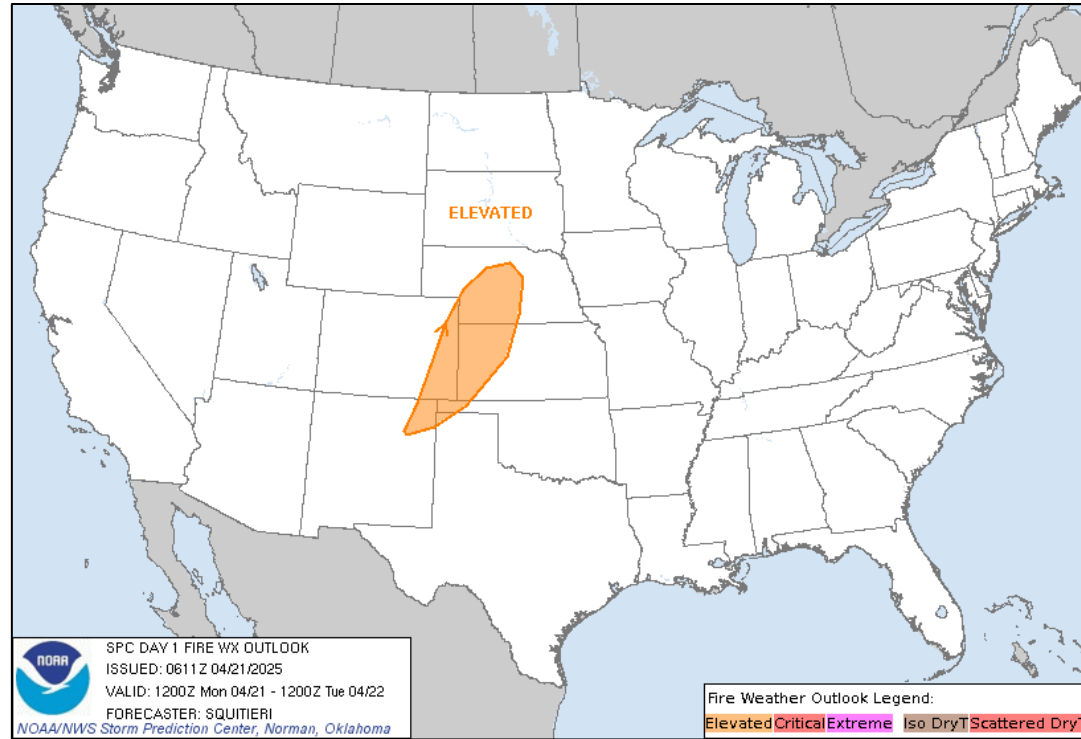
# National Weather Forecast



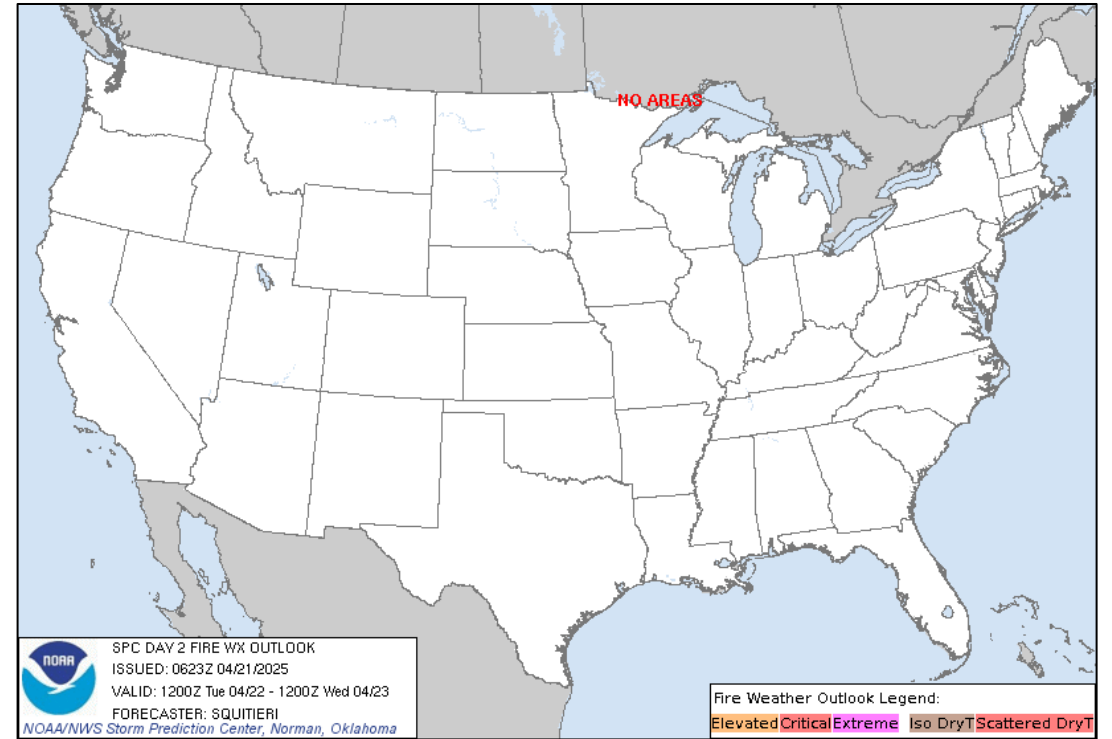
FEMA

National Watch Center

# Fire Weather Outlook



Today



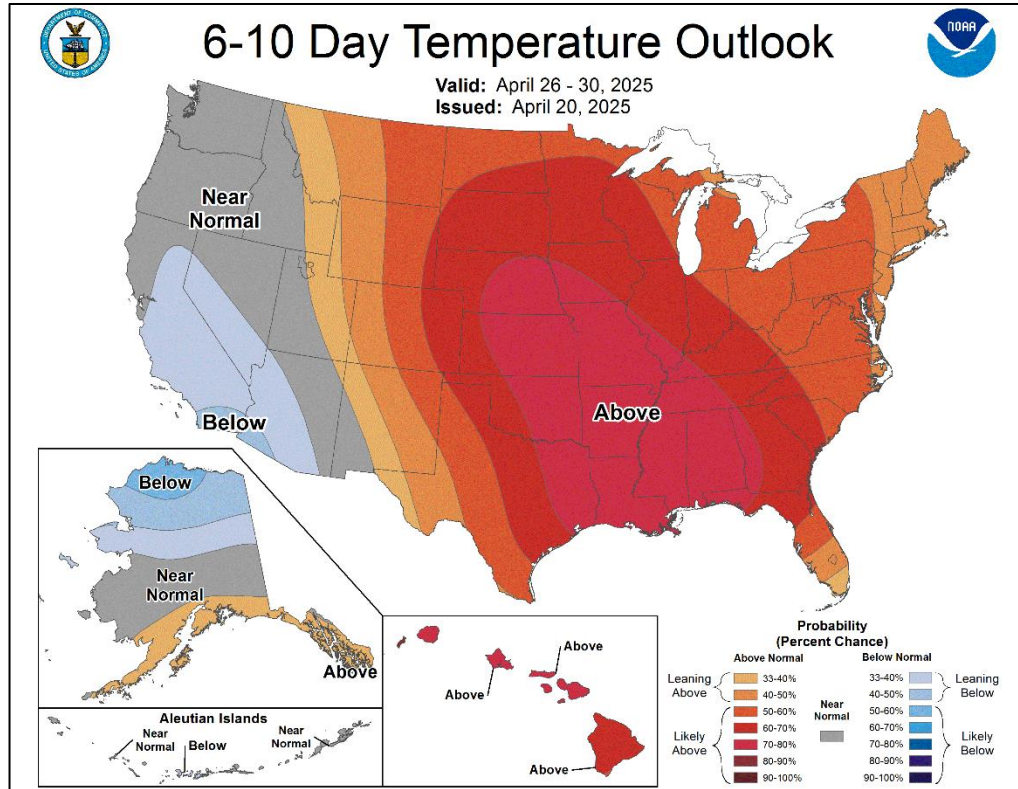
Tomorrow



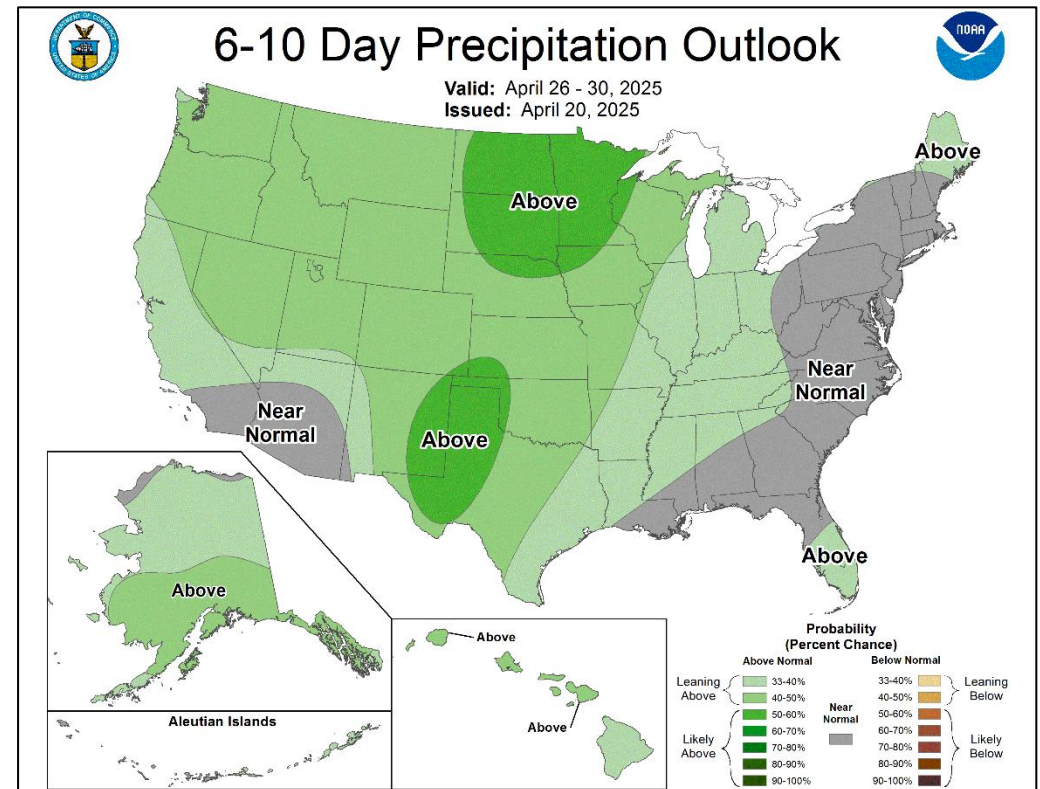
FEMA

National Watch Center

# Long Range Outlooks – Apr 26-30



6-10 Day Temperature Probability



6-10 Day Precipitation Probability



FEMA

# Wildfire Summary

Fire Name (County, ST)	FMAG #	Acres Burned	Percent Contained	Evacuations	Structures (Homes / Other)			Fatalities / Injuries
					Threatened	Damaged	Destroyed	
Rio Grande (Valencia, NM) FINAL	5579-FM-NM	59 (-141)*	60% (+60)*	M: LIFTED*	H: 614	H: 0	H: 0	0 / 0
				V: 0	O: 0	O: 0	O: 0	
Sam Davis Road (Swain, NC)	5580-FM-NC	350 (+255)	0%	M: 75 (+75)	H: 65 (-5)	H: 0	H: 0	0 / 0
				V: 0	O: 0	O: 0	O: 0	

\*New Mexico Forestry Division, as of Apr 19

(Evacuations: M = Mandatory / V = Voluntary; Structures: H = Homes and Mixed Commercial/Residential / O = Non-residential Commercial/Other Minor Structures)



FEMA

# FEMA Common Operating Picture

**29** Joint Field Offices    **85 + 11** Major Disasters    **10** Direct Housing Missions    **20** RSF-Supported Disasters    **6** Joint Recovery Offices

Supporting    Emergency Declarations

Monday  
April 21, 2025  
8:30 a.m. ET

FEMA HQ	
NWC	NRCC
Monitoring	Steady State
FEMA REGIONS	
Watch	RRCC
Enhanced	I Rostered
Monitoring	II Rostered
Enhanced	III Rostered
Enhanced	IV Rostered
Enhanced	V Rostered
Monitoring	VI Rostered
Monitoring	VII Rostered
Monitoring	VIII Rostered
Monitoring	IX Rostered
Monitoring	X Rostered

N-IMATs	
2-5 Teams Available	
Red	
White	
Blue	
Gold	
HS	DC (Jan 28)

R-IMATs	
≥ 7 Teams Available	
I	3 / VT (Jan 6)
II	2
III	Reconstituting
IV-1	TN (Apr 4)
IV-2	KY (Feb 16)
V	
VI-1	
VI-2	Personnel
VII	
VIII	KY (Apr 6)
IX-1	CA (Jan 8)
IX-2	CA (Mar 6)
X	1

**Notes:**

**NRCC/RWCs/RRCCs:**

- RI Watch/Maynard
- MOC: Boston Marathon
- RIV RWC: Flooding
- RV RWC: Severe Weather

**State EOCs:**

- HI/TX/NJ: Wildfires
- WV: Winter Storms
- AL/FL/KY/MO/MS/TN OK: Severe Weather
- FL/NC: Previous Incidents
- OR: Flooding
- ID: Potential Flooding

Volunteer Force	
Rostered	Deployed
7,985	1
Surge Capacity Force	
Rostered	Deployed
8,800	0

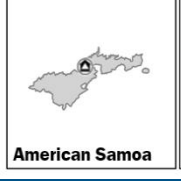
Fully Mission Capable (FMC)

Partially Mission Capable (PMC)

Not Mission Capable (NMC)

Deployed

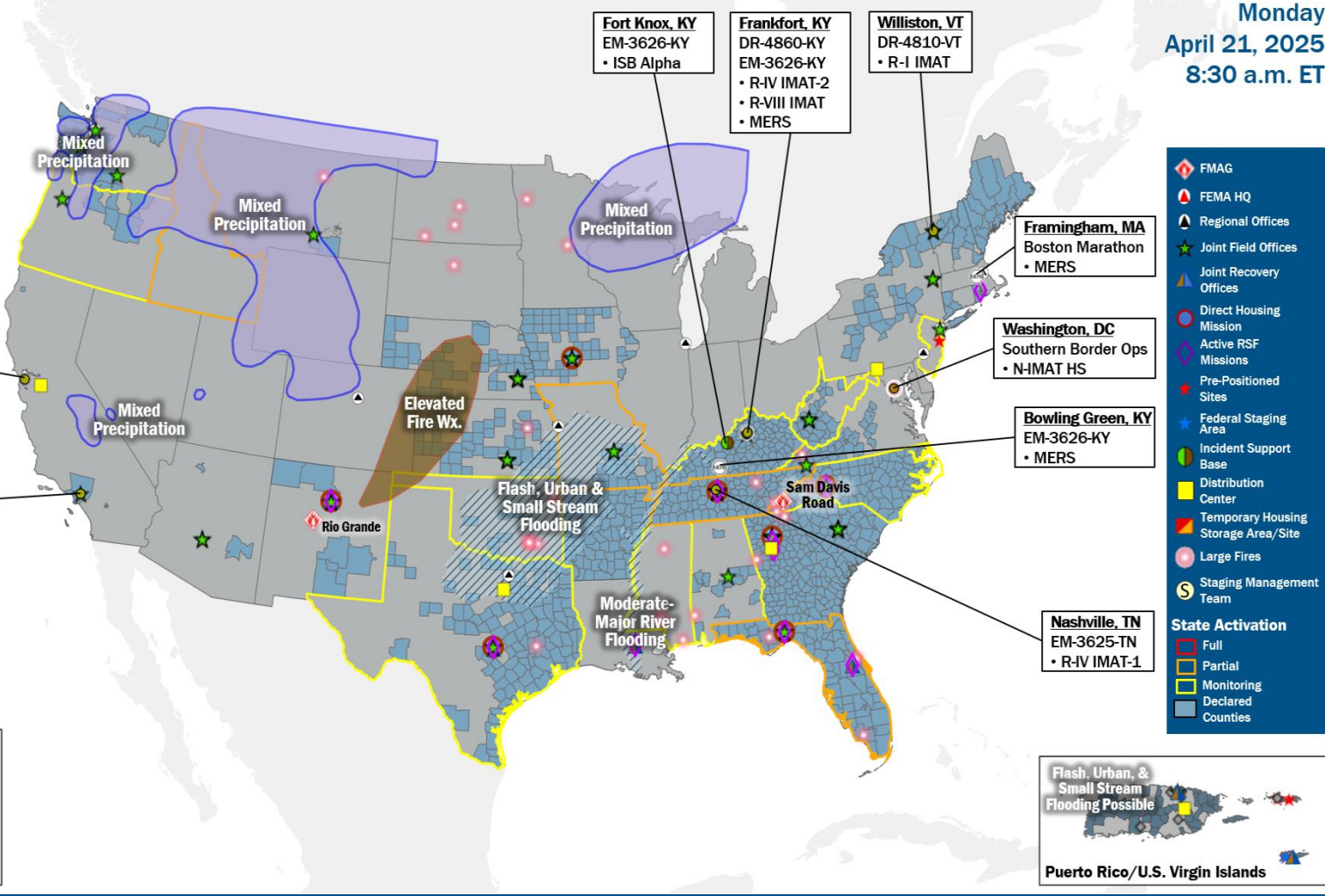
REGIONAL BREAKDOWN				
	JFO	DR	EM	JRO
I	3	8	0	0
II	3	5	0	3
III	2	8	1	0
IV	7	29	9	1
V	0	0	0	0
VI	2	6	1	3
VII	4	14	0	0
VIII	1	1	0	0
IX	2	5	0	0
X	5	9	0	0



Oakland, CA  
DR-4482-CA  
• R-IX IMAT-2

Pasadena, CA  
DR-4856-CA  
• R-IX IMAT-1

Rio Grande



**Legend:**

- FMAG
- FEMA HQ
- Regional Offices
- Joint Field Offices
- Joint Recovery Offices
- Direct Housing Mission
- Active RSF Missions
- Pre-Positioned Sites
- Federal Staging Area
- Incident Support Base
- Distribution Center
- Temporary Housing Storage Area/Site
- Large Fires
- Staging Management Team
- State Activation**
  - Full
  - Partial
  - Monitoring
  - Declared
  - Counties

## IM Workforce

14,134 Assigned  
4,927 (+3) Unavailable  
6,919 (-14) Deployed

---

16% / 2,288 (+11) Available

## IM Cadre Availability

19 Cadres ≤ 25% Availability

Civil Rights: 18% (32/179); Disaster Field Training Operations: 23% (23/98); Disability Integration: 13% (5/39); Disaster Survivor Assistance: 22% (288/1,303); External Affairs: 7% (26/396); Environmental Planning and Historic Preservation: 13% (114/883); Field Leadership: 10% (14/143); Financial Management: 18% (43/234); Hazard Mitigation: 11% (129/1,224); Human Resources: 17% (30/176); Individual Assistance: 13% (342/2,652); Interagency Recovery Coordination: 23% (79/342); Information Technology: 19% (138/713); Logistics: 11% (186/1,626); Operations: 16% (60/372); Public Assistance: 13% (292/2,308); Planning: 5% (23/461); Safety: 15% (14/94); Security: 10% (13/136)

**MERS**  
≥ 66%

36 Assigned  
0 Unavailable  
2 (-1) Deployed

---

34 (+1) Available

**US&R**  
≥ 66%

28 Assigned  
3 Unavailable  
0 Deployed

---

25 Available

**FCO**  
2 Type I

49 Assigned  
3 Unavailable  
42 (24 FCOR) Deployed

---

4 Available

# Joint Preliminary Damage Assessments

Region	State / Location	Incident	IA	Number of Counties		Start - End
			PA	Requested	Complete	
VI	AR	Severe Storms, Tornadoes, and Flooding Apr 2	IA	29	29	4/10 - 4/17
			PA	48	0	4/22 - TBD
VII	MO	Severe Storms, Flooding, and Tornadoes Mar 30 and continuing	IA	20	17	4/15 - TBD
			PA	25	0	4/22 - TBD



**FEMA**

# Declaration Requests in Process – 13

State / Tribe / Territory – Incident Description	Type	IA	PA	HM	Requested
KY – Severe Winter Storms and Snowstorms	DR		X	X	Jan 30
OK – Wildfires and Straight-line Winds	DR	X		X	Mar 21
HI – Flooding	DR		X	X	Mar 27
MS – Severe Storms, Straight-line Winds, Tornadoes, and Flooding	DR	X	X	X	Apr 1
MO – Severe Storms, Straight-line Winds, Tornadoes, and Wildfires	DR	X	X	X	Apr 2
KY – Severe Storms, Straight-line Winds, Tornadoes, Flooding, Landslides, and Mudslides	DR	X	X	X	Apr 11
MI – Severe Winter Storm	EM		X		Apr 11
NE – Severe Winter Storm and Straight-line Winds	DR		X	X	Apr 14
KS – Severe Winter Storm, Straight-line Winds, Flooding, and Wildfire	DR		X	X	Apr 14
IA – Severe Winter Storm	DR		X	X	Apr 15
TX – Severe Weather and Flooding	DR	X	X	X	Apr 17
AR – Severe Storms and Tornadoes (Appeal)	DR	X	X	X	Apr 18
TN – Severe Storms, Straight-line Winds, Tornadoes, and Flooding	DR	X	X	X	Apr 18



**FEMA**



# FEMA

Helping people before, during, and after disasters.



*Scan to subscribe to this briefing.*