

FEMA National Watch Center

# Daily Operations Briefing

Sunday, April 21, 2024

8:30 a.m. ET



**FEMA**

# National Current Ops / Monitoring

---

## New Significant Incidents / Ongoing Ops

- No new significant incidents / operations

## Hazard Monitoring

- Scattered Showers – Southeastern U.S into the Mid-Atlantic
- Mix Precipitation – portions of the Northern Rockies and Northeast

## Disaster Declaration Activity

- No new declaration activity

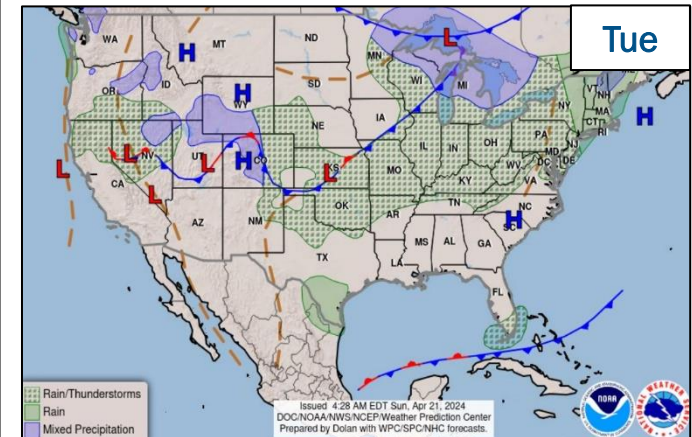
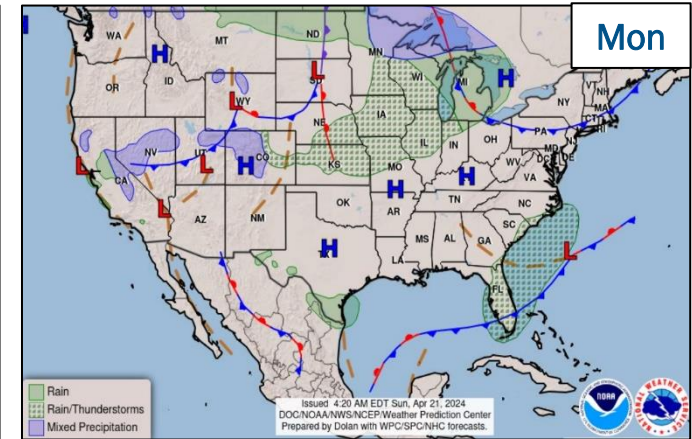
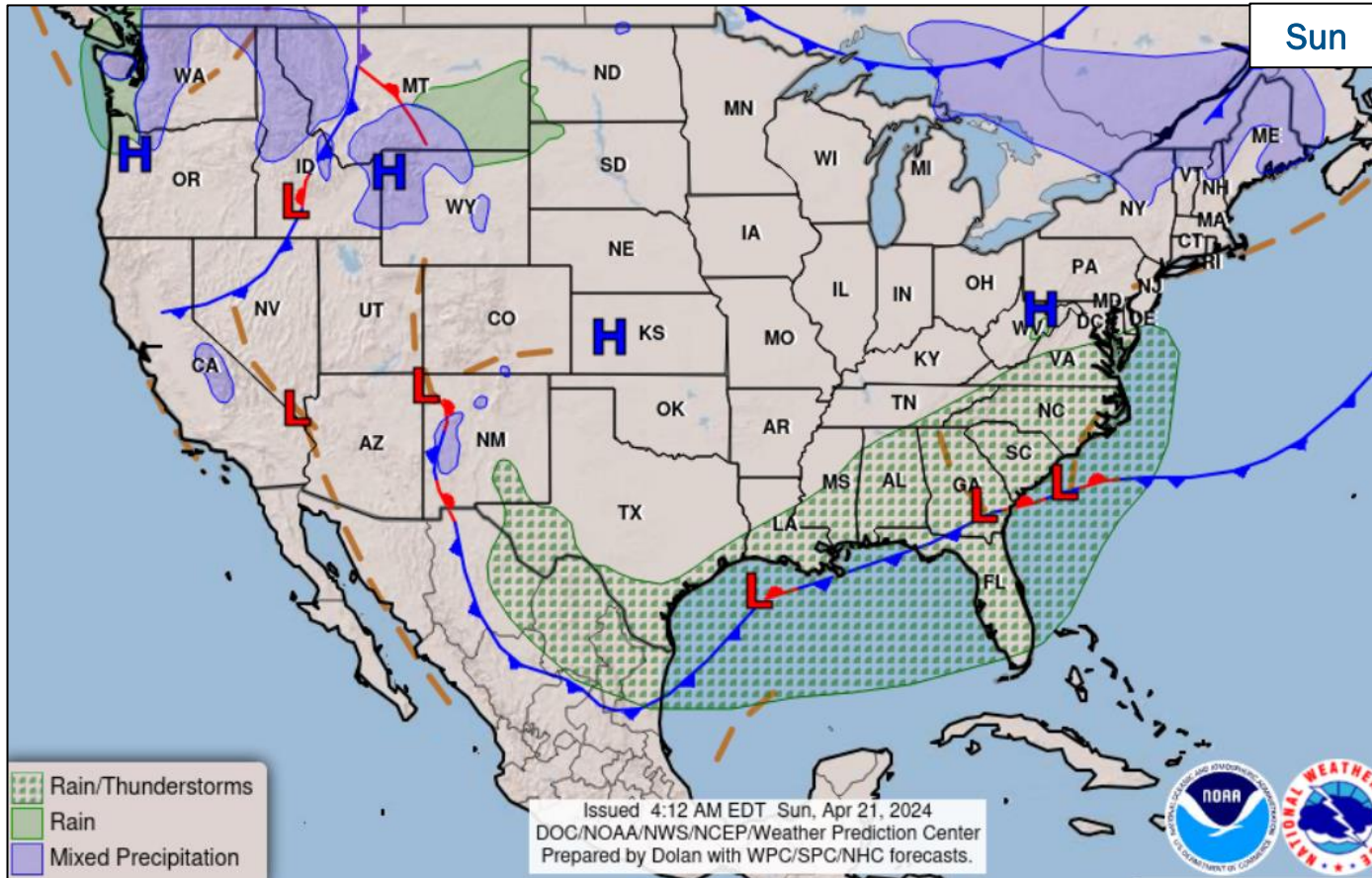
## Event Monitoring

- No significant events



**FEMA**

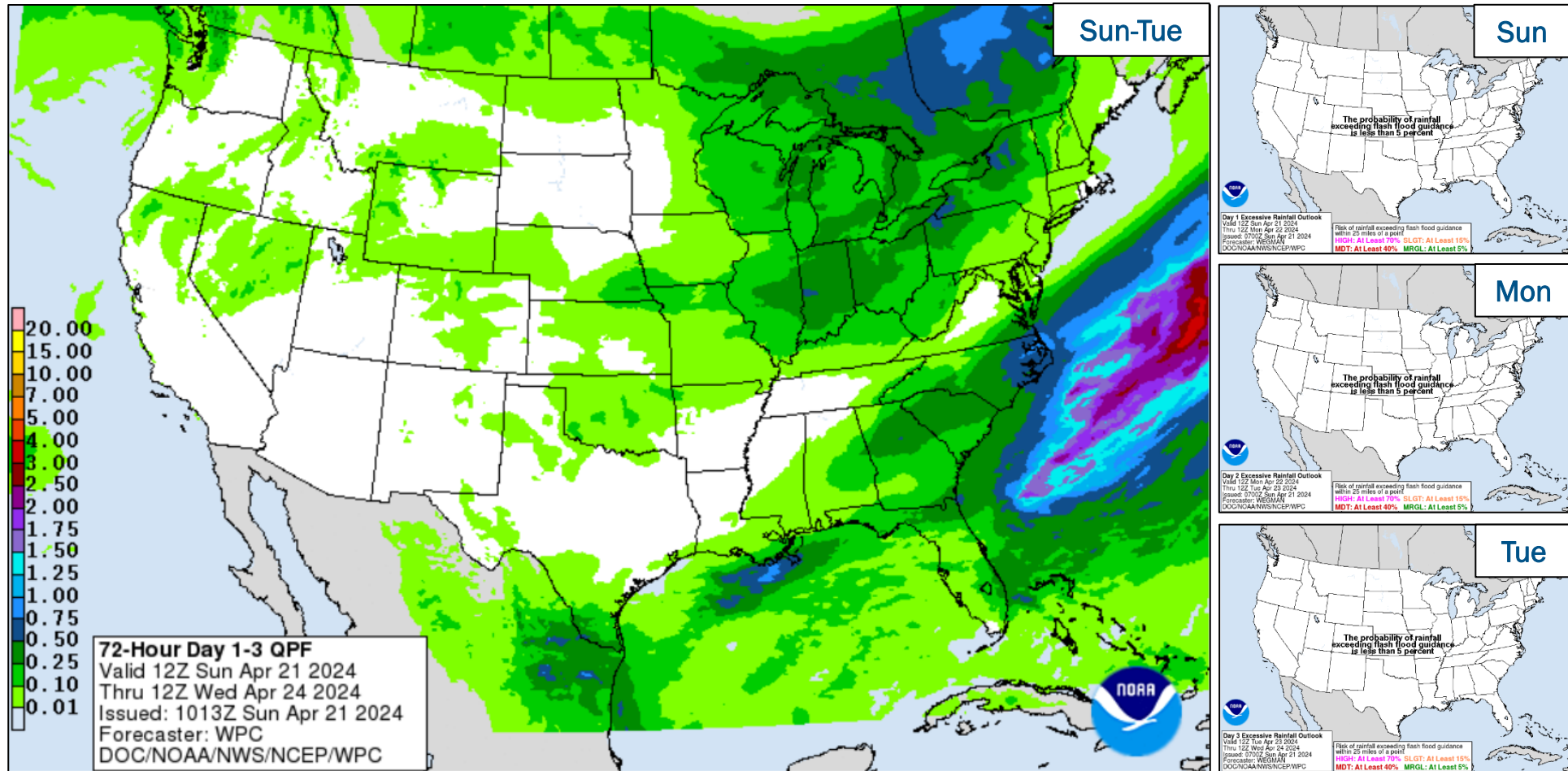
# National Weather Forecast



FEMA

National Watch Center

# Precipitation & Excessive Rainfall

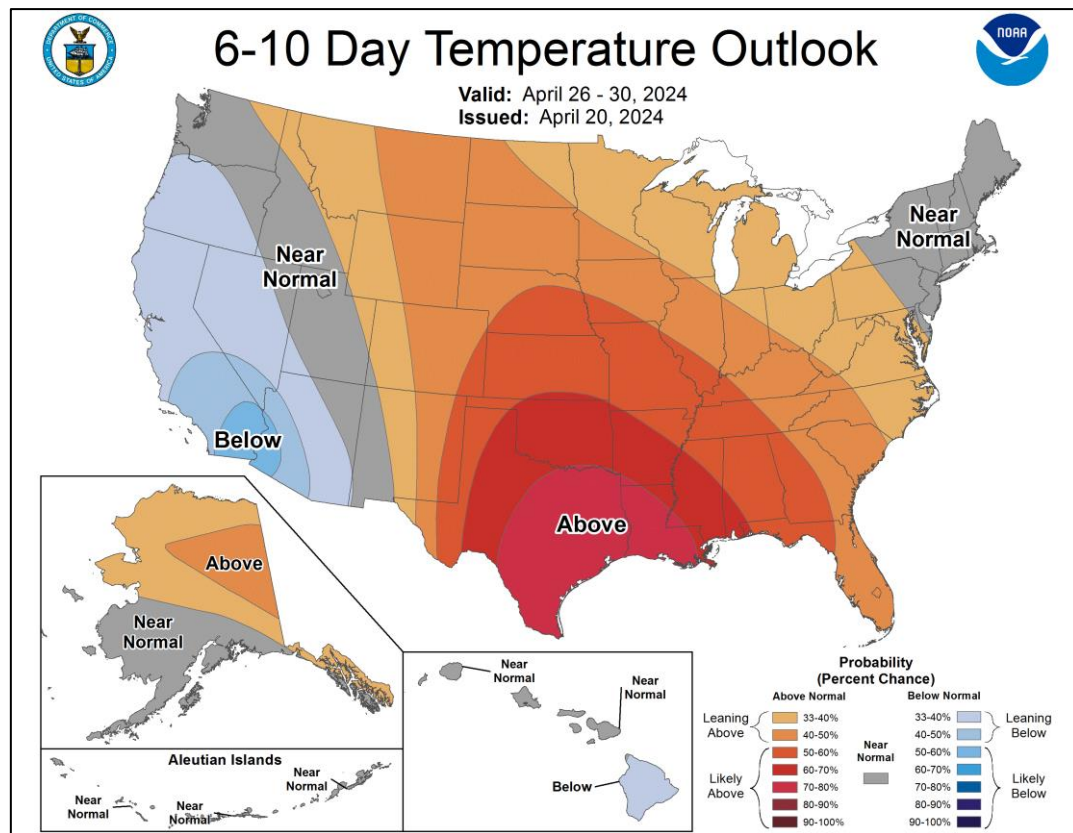


FEMA

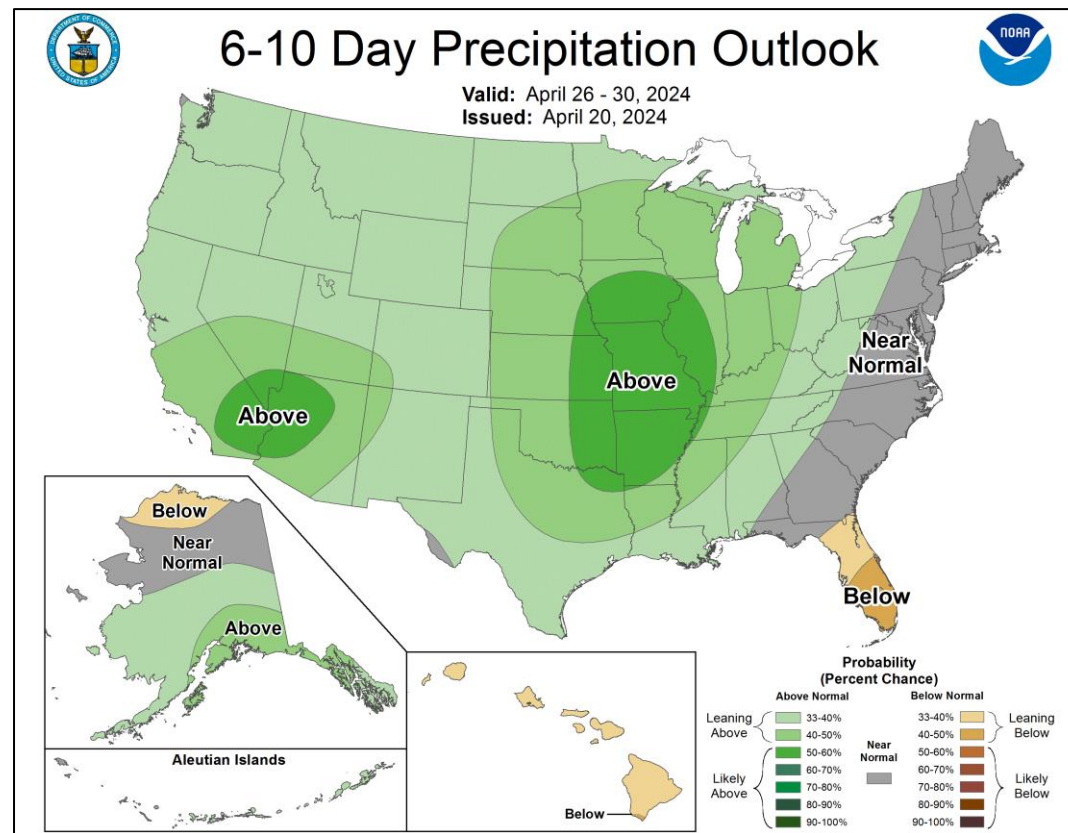
National Watch Center



# Long Range Outlooks – Apr 26-30



6-10 Day Temperature Probability



6-10 Day Precipitation Probability



FEMA

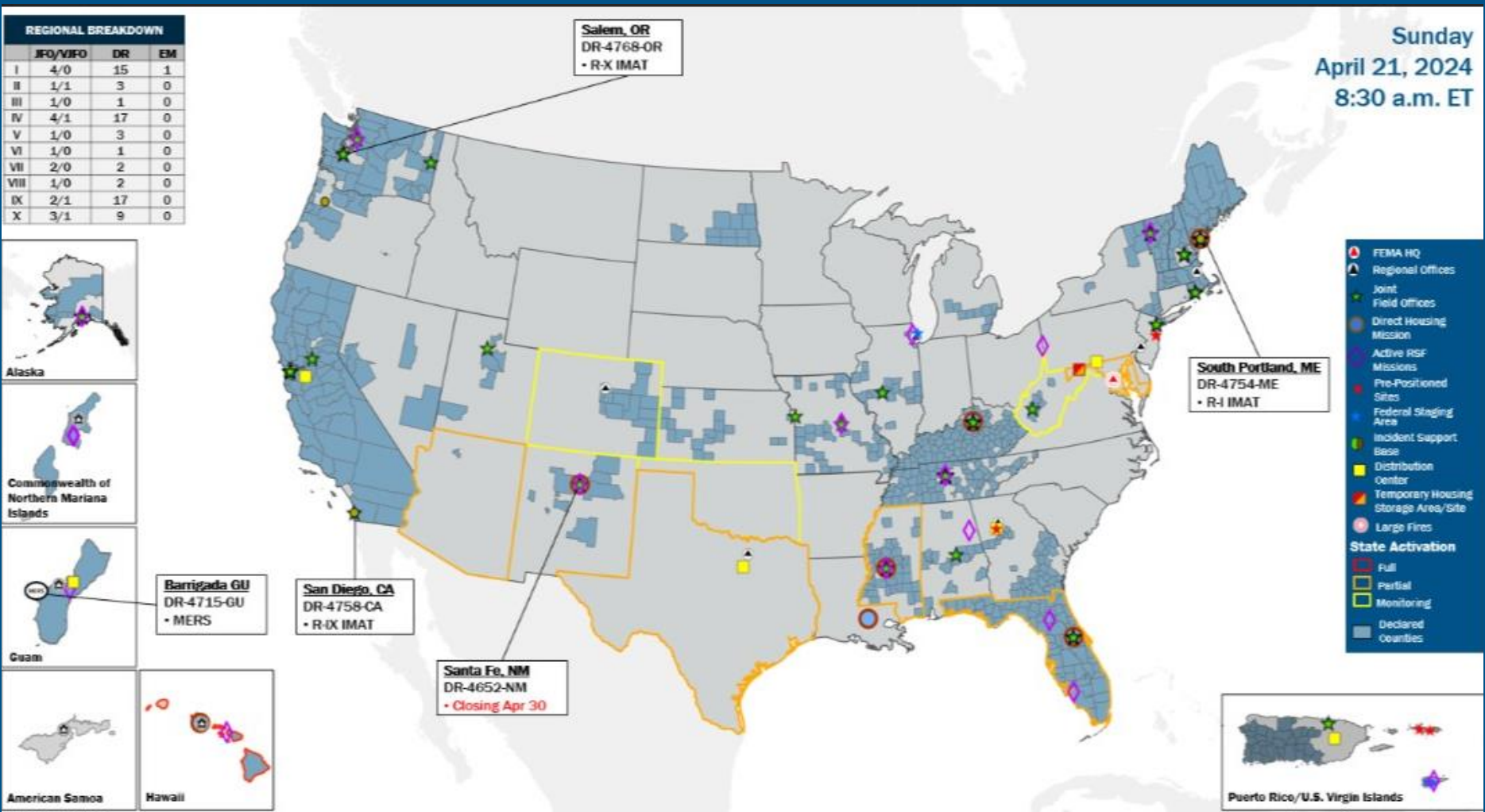
# FEMA Common Operating Picture

**20 + 4** Joint Field Offices Virtual Joint Field Offices Supporting  
**70 + 1** Major Disasters Emergency Declarations  
**12** Direct Housing Missions  
**26** RSF-Supported Disasters

Sunday  
 April 21, 2024  
 8:30 a.m. ET

FEMA HQ	
NWC	NRCC
Monitoring	Activated
FEMA REGIONS	
Watch	RRCC
Monitoring	I Rostered
Monitoring	II Rostered
Monitoring	III Rostered
Monitoring	IV Rostered
Monitoring	V Rostered
Monitoring	VI Rostered
Monitoring	VII Rostered
Monitoring	VIII Rostered
Monitoring	IX Rostered
Monitoring	X Rostered
Notes:	
RWCs/RRCCs/IMATs: NRCC: Sustained Ops	STATE EOCs: FL/MS/OK/WV: Severe Weather HI: Wildfires TX: Ongoing Threats AZ/CO: SW Border OK/WV: Wildfires MD: Key Bridge Incident
Volunteer Force	
Rostered 7,778	Deployed 106
Surge Capacity Force	
Rostered 7,878	Deployed 0

N-IMATs	
2-5 Teams Available	
Red	
White	
Blue	
Gold	
HS	
R-IMATs	
≥ 7 Teams Available	
I	ME
II	
III	
IV-1	
IV-2	1
V	
VI-1	
VI-2	3
VII	2
VIII	
IX-1	CA
IX-2	Personnel
X	OR
Fully Mission Capable (FMC)	
Partially Mission Capable (PMC)	
Not Mission Capable (NMC)	
Deployed	



## IM Workforce

13,854 Assigned  
 4,382 (+3) Unavailable  
 5,175 (-53) Deployed

---

31% / 4,297 (+50) Available

## IM Cadre Availability

10 Cadres ≤ 25% Availability

Environmental Planning and Historic Preservation: 19% (153/799); Field Leadership: 19% (28/149); Financial Management: 12% (27/224); Hazard Mitigation: 22% (279/1,262); Human Resources: 17% (30/178); Operations: 19% (62/322); Public Assistance: 23% (508/2,177); Planning: 12% (54/460); Safety: 11% (9/81); Security: 19% (26/140)

## MERS

> 66%

36 Assigned  
 0 Unavailable  
 0 Deployed

---

36 Available

## US&R

> 66%

28 Assigned  
 1 Unavailable  
 0 Deployed

---

27 Available

## FCO

≤ 1 Type I

49 Assigned  
 6 Unavailable  
 37 (24 FCOR) Deployed

---

6 Available

# Joint Preliminary Damage Assessments

Region	State / Location	Incident	IA	Number of Counties		Start - End
			PA	Requested	Complete	
I	RI	Flooding Jan 8-17	IA	3	3	2/15 - 2/22
			PA	4	3	2/26 - TBD
	ME	Severe Winter Storm Apr 3-4	IA	0	0	N/A
			PA	2	0	TBD
III	WV	Severe Winter Storms Apr 2-7	IA	11 (+1)	0	4/16 - TBD
			PA	0	0	N/A
VII	NE	Severe Storms Apr 6-7	IA	0	0	N/A
			PA	8	0	4/15 - TBD



FEMA

# Declaration Requests in Process – 7

State / Tribe / Territory – Incident Description	Type	IA	PA	HM	Requested
OH – Train Derailment	DR	X	X	X	Jul 3
IA – Severe Winter Storms and Snowstorm	DR		X	X	Feb 13
MA – Severe Storms and Flooding (APPEAL)	DR	X	X	X	Mar 11
SBKN** – Severe Storms and Flooding	DR		X	X	Mar 21
WA – Severe Winter Storms, Straight-line Winds, Flooding, Landslides, and Mudslides	DR		X	X	Mar 22
OH – Tornadoes	DR	X		X	Mar 29
KS – Severe Winter Storm	DR		X	X	Apr 9

\* Morongo Band of Mission Indians | \*\* Sycuan Band of the Kumeyaay Nation | \*\*\* Hoopa Valley Tribe



**FEMA**

National Watch Center





# FEMA

Helping people before, during, and after disasters.



*Scan to subscribe to this briefing.*