

FEMA National Watch Center

Daily Operations Briefing

Friday, April 21, 2023

8:30 a.m. ET



FEMA

National Current Ops / Monitoring

New Significant Incidents / Ongoing Ops

- No significant incidents / operations

Hazard Monitoring

- Critical Fire Weather – New Mexico

Disaster Declaration Activity

- No new declaration activity

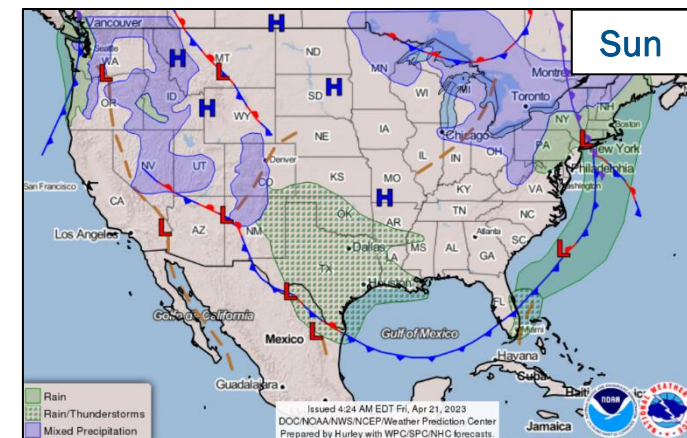
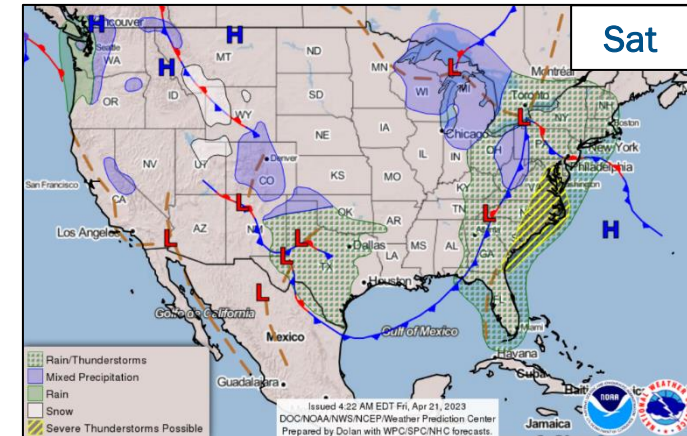
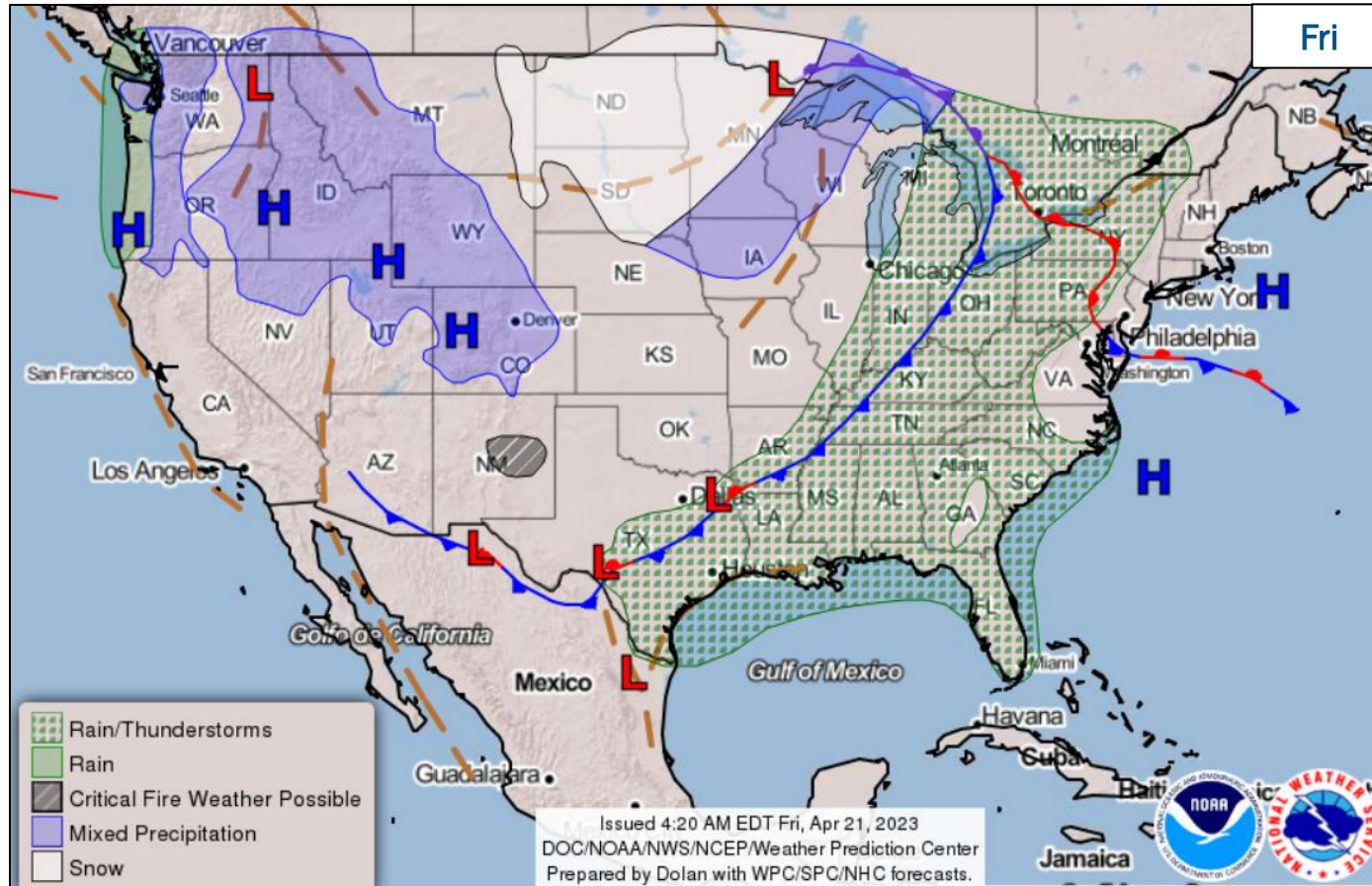
Event Monitoring

- No significant events



FEMA

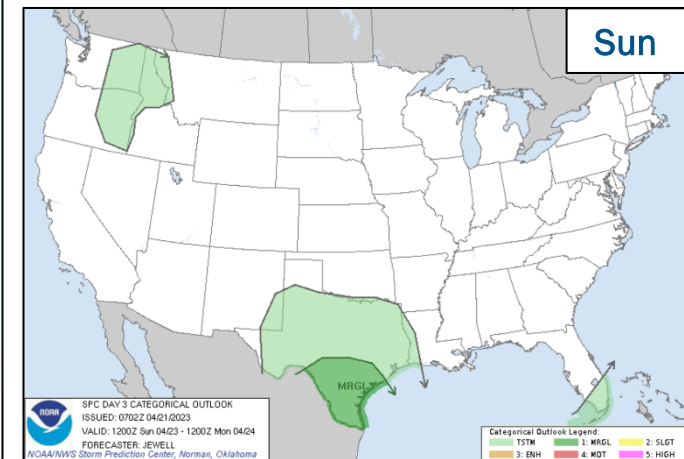
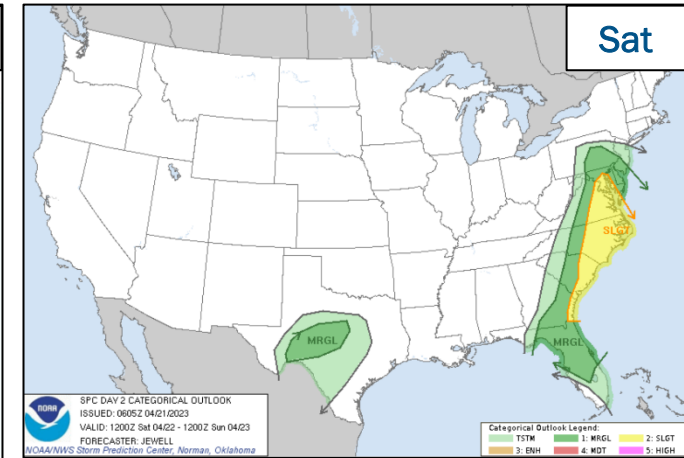
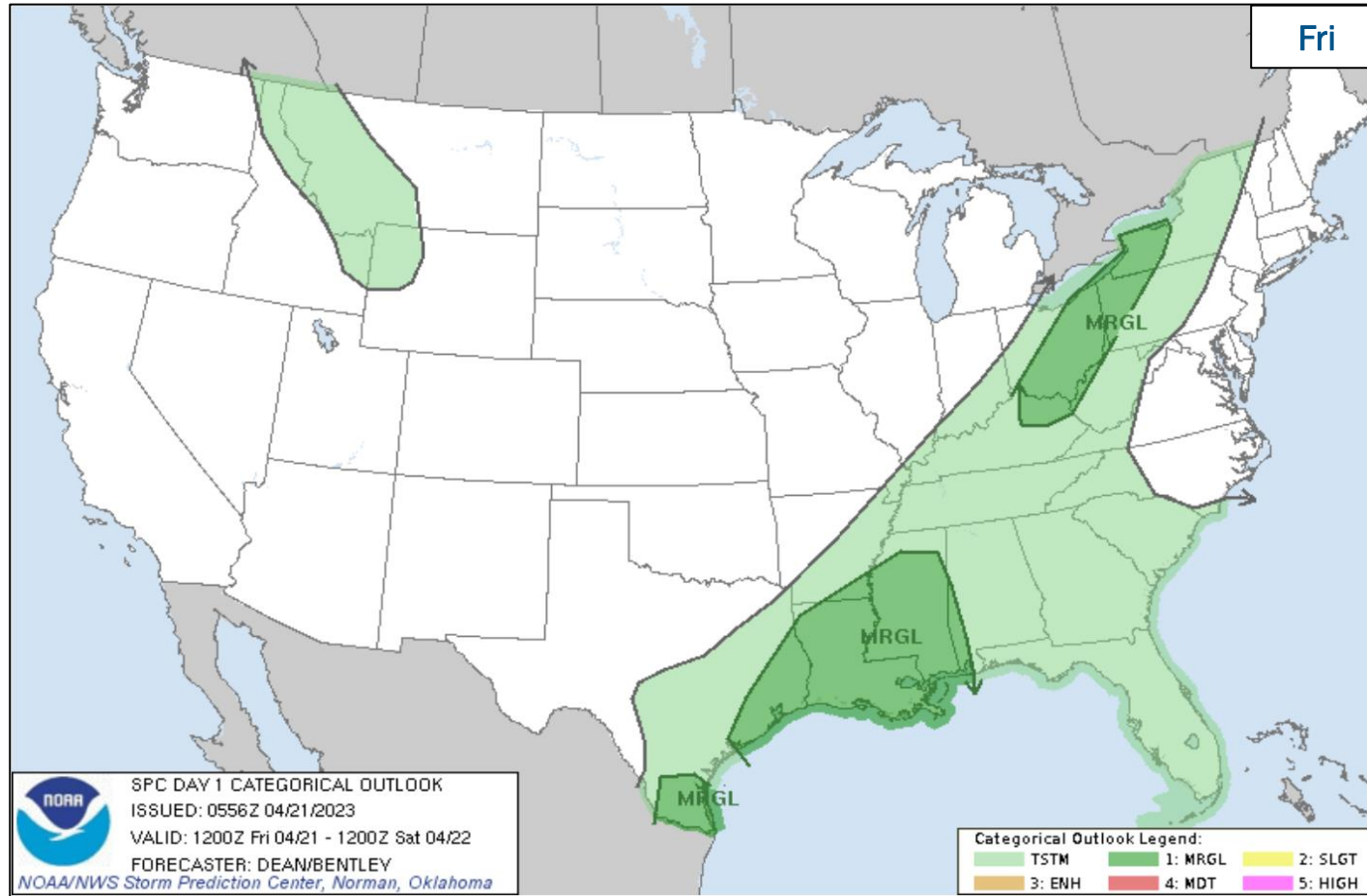
National Weather Forecast



FEMA

National Watch Center

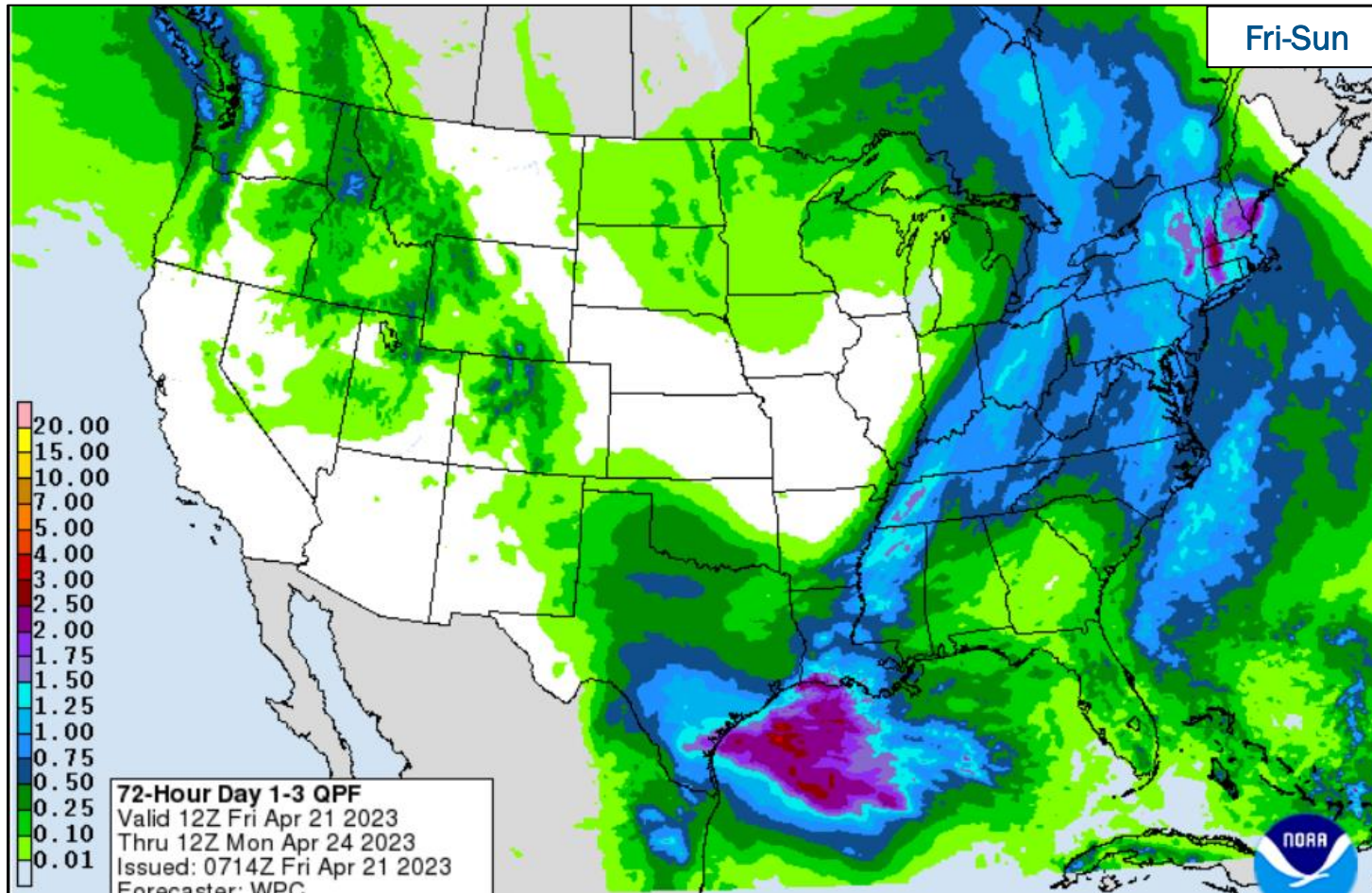
Severe Weather Outlook



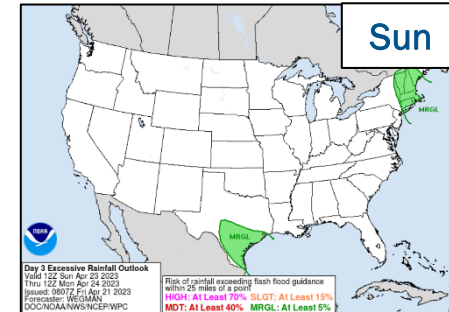
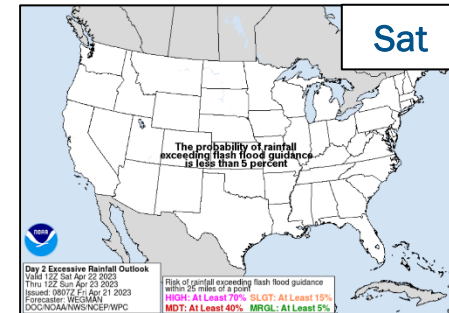
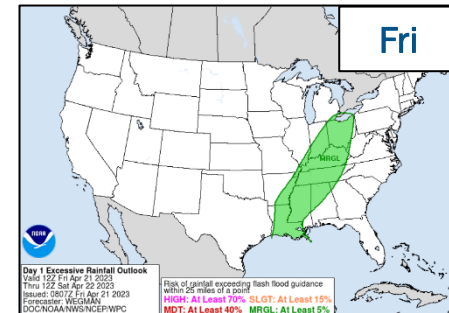
FEMA

National Watch Center

Precipitation & Excessive Rainfall



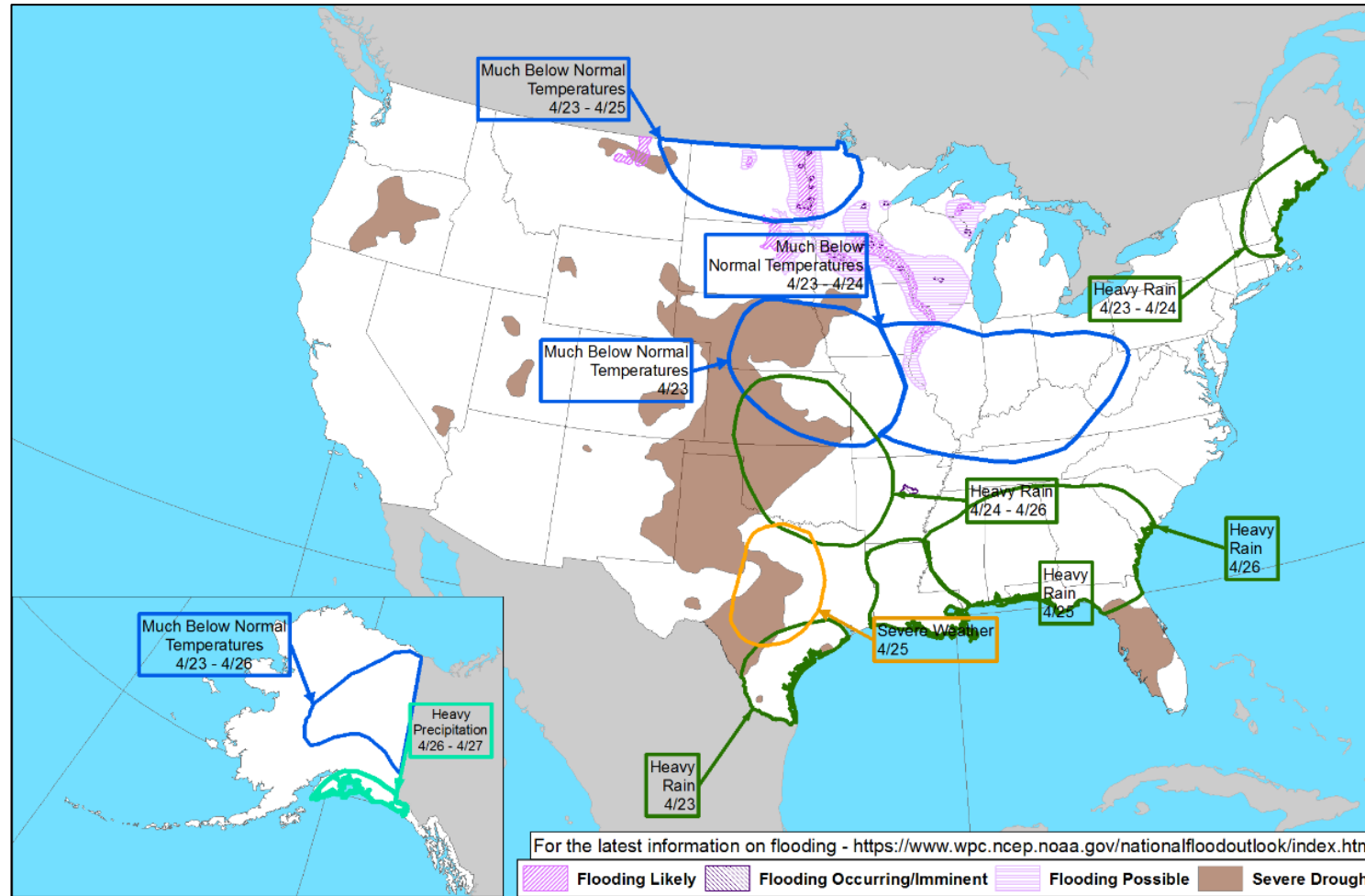
Fri-Sun



FEMA

National Watch Center

Hazards Outlook – April 23-27





FEMA

Space Weather Outlook

	Space Weather Activity	Geomagnetic Storms	Solar Radiation	Radio Blackouts
Past 24 Hours	None	None	None	None
Next 24 Hours	Minor	G1	None	None

For further information on NOAA Space Weather Scales refer to: <http://www.swpc.noaa.gov/noaa-scales-explanation>
 For further information on Sunspot Activity refer to: <https://www.swpc.noaa.gov/phenomena/sunspotssolar-cycle>



FEMA

National Watch Center

FEMA Common Operating Picture

11 + **8** Supporting
 Joint Field Offices Virtual Joint Field Offices
59 + **7**
 Major Disasters Emergency Declarations
7 Direct Housing Missions
12 RSF-Supported Disasters

Friday
 April 21, 2023
 8:30 a.m. ET

FEMA HQ		
NWC	NRCC	
Monitoring	Rostered	
FEMA REGIONS		
Watch	RRCC	
Monitoring	I	Rostered
Alt Location	II	Rostered
Monitoring	III	Rostered
Monitoring	IV	Rostered
Monitoring	V	Rostered
Monitoring	VI	Rostered
Monitoring	VII	Rostered
Enhanced	VIII	Rostered
Monitoring	IX	Rostered
Monitoring	X	Rostered
Notes:		
RWC/RRCC: * Region VIII: Day shift (Flooding) * Region II: Alternate location until 7:00 p.m. ET	State EOCs: * DC: 1st Amendment Activities * AL/IL/MS/OK/TN: Severe Weather * FL: TC Ian * KS/NE/NJ/OK: Wildfire Activity * TX: Ongoing Operations * CA/MT/MI/MN/ND/NV/UT: Flooding * CO: Avian Influenza, Public Health Support, and Suncor Refinery * AZ/CO: SW Border Coordination * WY: Winter Weather * AS: Seismic Activity * CA/CNMI/GU/MD/NV/WV: COVID Support	
Surge Capacity Force		
Rostered 7,340	Deployed 0	Fully Mission Capable (FMC) Partially Mission Capable (PMC) Not Mission Capable (NMC) Deployed

N-IMATs	
2-4 Teams Available	
Red	
White	
Blue	
Gold	
R-IMATs	
4 - 6 Teams Available	
I	NH
II	Personnel
III	1
IV-1	MS
IV-2	TN
V	IN
VI-1	AR
VI-2	3
VII	Training/Exercise
VIII	
IX-1	CA
IX-2	CA
X	2

REGIONAL BREAKDOWN			
	JFO/VJFO	DR	EM
I	1/0	6	0
II	1/2	4	1
III	1/0	3	0
IV	4/1	12	2
V	0/1	4	0
VI	2/1	4	3
VII	0/0	0	0
VIII	0/1	5	0
IX	0/1	10	1
X	2/1	11	0

Alaska

T.S. San u

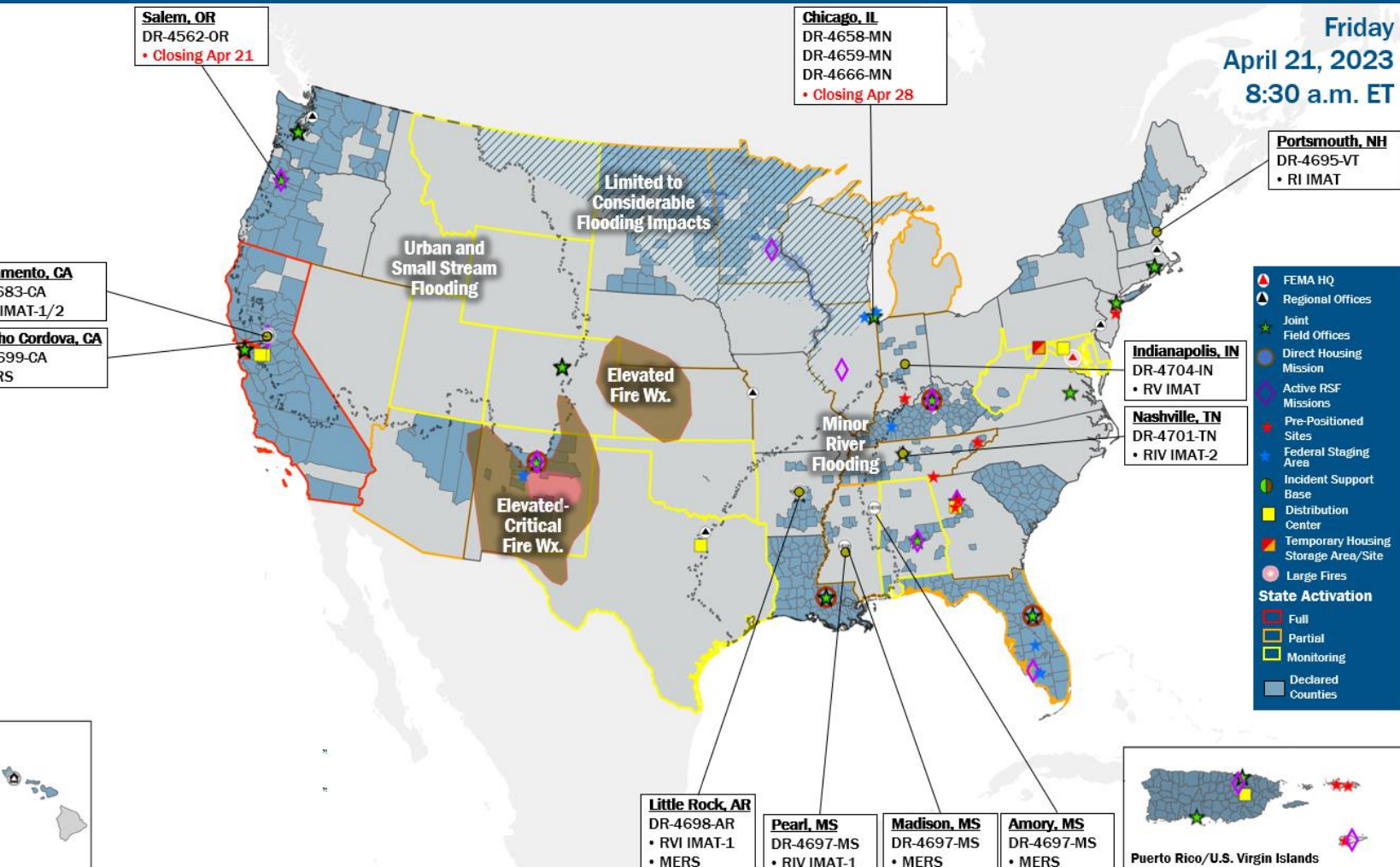
Northern Mariana Islands

T.S. San u

Guam

American Samoa

Hawaii



IM Workforce

13,397 (-36) Assigned
 4,265 (-80) Unavailable
 6,063 (-22) Deployed

23% (+1) / 3,069 (+66) Available

IM Cadre Availability ≤ 25% Availability

Alternate Dispute Resolution: 10% (4/39); Civil Rights: 13% (16/126); Disaster Field Training Operations: 20% (18/92); Disability Integration: 2% (1/59); External Affairs: 21% (102/498); Environmental Planning and Historic Preservation: 14% (112/827); Field Leadership: 15% (22/150); Hazard Mitigation: 11% (137/1,210); Human Resources: 5% (8/164); Interagency Recovery Coordination: 17% (52/300); Operations: 15% (51/546); Public Assistance: 10% (212/2,168); Planning: 11% (49/444); Safety: 4% (3/80); Security: 13% (19/142)

MERS

≥ 66%

36 Assigned
 0 Unavailable
 2 (-1) Deployed

34 (+1) Available

US&R

≥ 66%

28 Assigned
 2 Unavailable
 0 Deployed

26 Available

FCO

≤ 1 Type I

48 Assigned
 10 (+6) Unavailable
 34 (-3) (25FCOR) Deployed

4 (-3) Available

Joint Preliminary Damage Assessments

Region	State / Location	Incident	IA	Number of Counties		Start - End
			PA	Requested	Complete	
I	NH	Snow Storm Mar 13-15	IA	0	0	N/A
			PA	3	0	4/10 - TBD
II	NY	Severe Winter Storm Dec 23-25	IA	0	0	N/A
			PA	7	5	1/24 - TBD
IV	GA	Severe Storms and Tornadoes Mar 24-26	IA	2	2	4/4 - 4/12
			PA	12	6	4/17 - TBD
	FL	Severe Storms and Flooding Apr 12-14	IA	1	0	4/19 - TBD
			PA	1	0	4/19 - TBD
VI	TX	Winter Storm Jan 29 and continuing	IA	0	0	N/A
			PA	29	18	3/6 - TBD
IX	CA	Severe Weather and Flooding Mar 9 and continuing	IA	9	9	3/18 - TBD
			PA	39	19	3/18 - TBD
	Hoopa Valley Tribe	Severe Widespread Flooding Feb 14-Mar 5	IA	1	0	3/24 - TBD
			PA	1	1	3/24 - 3/25



FEMA

Declaration Requests in Process – 8

State / Tribe / Territory – Incident Description	Type	IA	PA	HM	Requested
Choctaw Nation of Oklahoma – Tornadoes	DR		X	X	Jan 3
TX – Severe Winter Storm	DR		X	X	Feb 21
CA – Heat Dome and Wildfires (Appeal)	DR		X	X	Mar 5
ND – Severe Winter Storms	DR		X	X	Mar 21
KY – Severe Storms, Straight-line Winds, Flooding, Landslides, and Mudslides	DR		X	X	Mar 27
IL – Severe Storm, Straight-line Winds, & Tornadoes	EM		X		Apr 5
Hoop Valley Tribe – Severe Winter Storms, Snowstorm, and Mudslides	DR	X	X	X	Apr 5
NV – Severe Winter Storms, Flooding, Landslides, and Mudslides	DR		X	X	Apr 13



FEMA



FEMA

Helping people before, during, and after disasters.



Scan to subscribe to this briefing.