

The Disaster Center is dedicated to the idea that disaster mitigation is cost effective and individuals pursuing their own interest are the greatest potential force for disaster reduction.

Please consider making a small donation to the Disaster Center



When disaster mitigation is cost effective, we are on the road to bringing disasters to an end.



FEMA

Daily Operations Briefing

Tuesday, April 21, 2020

8:30 a.m. ET

National Current Operations & Monitoring



FEMA

Significant Incidents or Threats:

- COVID-19
- Severe thunderstorms possible – Southern Plains and Mid-Atlantic to Northeast
- Critical fire weather – AZ, NM, & TX

Declaration Activity:

- Request: Major Disaster Declaration – South Carolina

COVID-19 Update



Situation: FEMA, HHS, and federal partners are working with state, local, tribe, and territorial governments to execute a whole-of-America response to the COVID-19 pandemic. The federal government is coordinating the deployment of PPE and ventilators from multiple sources including SNS, donations, and vendor procurements. The President released Guidelines for Opening American Up Again and the Federal Government is continuing to work with governors across the country to ensure they have the equipment, supplies, and testing resources they need to reopen safely and responsibly.

- FEMA NRCC remains at Level I in unified effort with HHS SOC; all FEMA RRCCs activated
- FEMA IMAT-A teams deployed to 27 states/territories; LNOs deployed to 37 states/territories
- 56 major disaster declarations approved; All State / Territory EOCs activated
- **33,357 (+17)** FEMA, DOD, HHS, and CDC personnel deployed/activated in support of COVID-19 response

Lab Diagnostics

- Association of Public Health Labs releasing a technical fact sheet on Abbott ID Now to state public health labs

Community Based Testing Sites

- 105,812 (+3,313) individuals tested at CBTS locations since March 23

Supply Chain Stabilization

- Project Airbridge activity: 67 flights complete; 47 flights scheduled; 114 total. Flight#67 landed in Chicago April 20; cargo is being assessed. Total masks received: 8.8M of 37M.

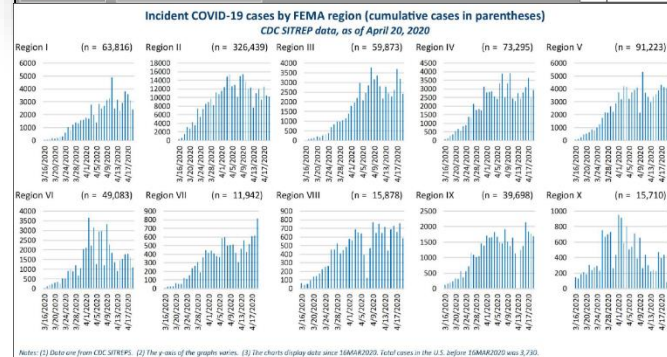
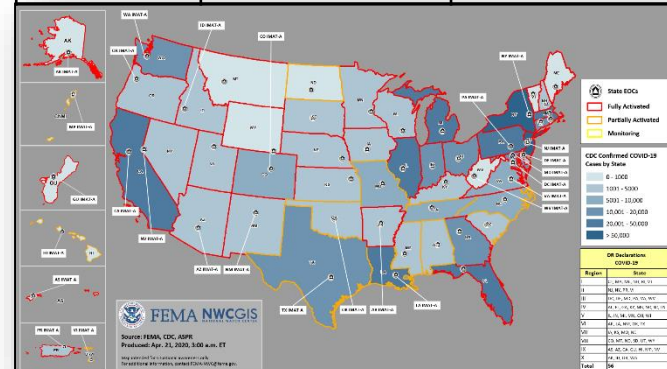
Community Mitigation Measures

- Published guidance on Households Living in Close Quarters

Health and Medical Lifeline

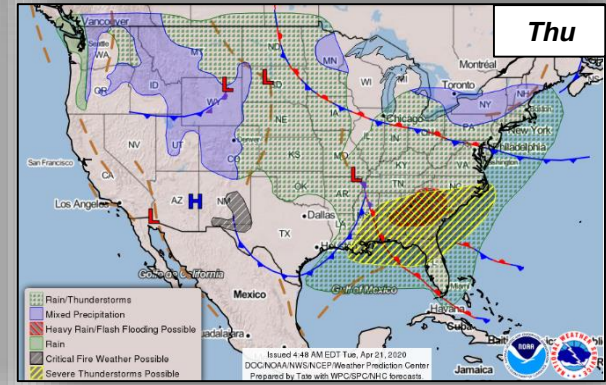
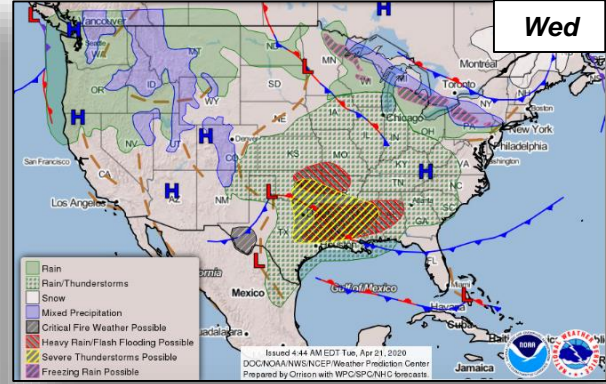
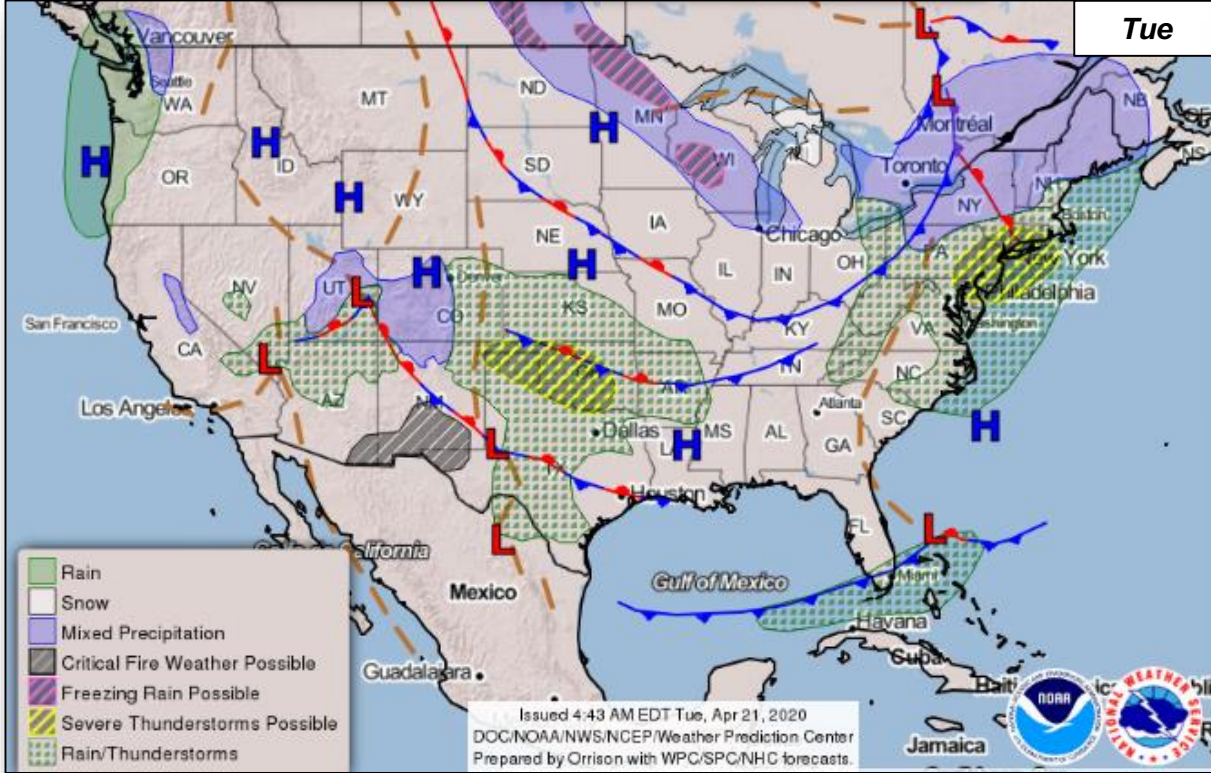
- Healthcare Workforce Virtual Toolkit released April 20

COVID-19	Confirmed	Deaths
United States	775,678 (+28,721)	40,831 (+1,814)
Worldwide	2,314,621 (+72,846)	157,847 (+5,296)



Notes: (1) Data from CDC SITREPs. (2) The y-axis of the graphs varies. (3) The charts display date and 10MM2020. Total cases in the U.S. before 10MM2020 was 1,730.

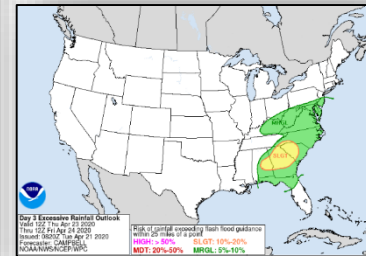
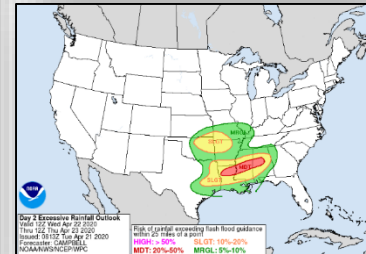
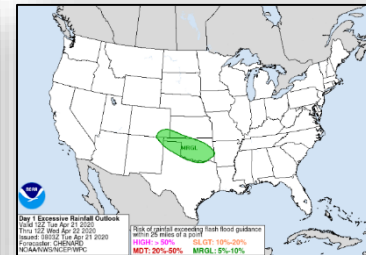
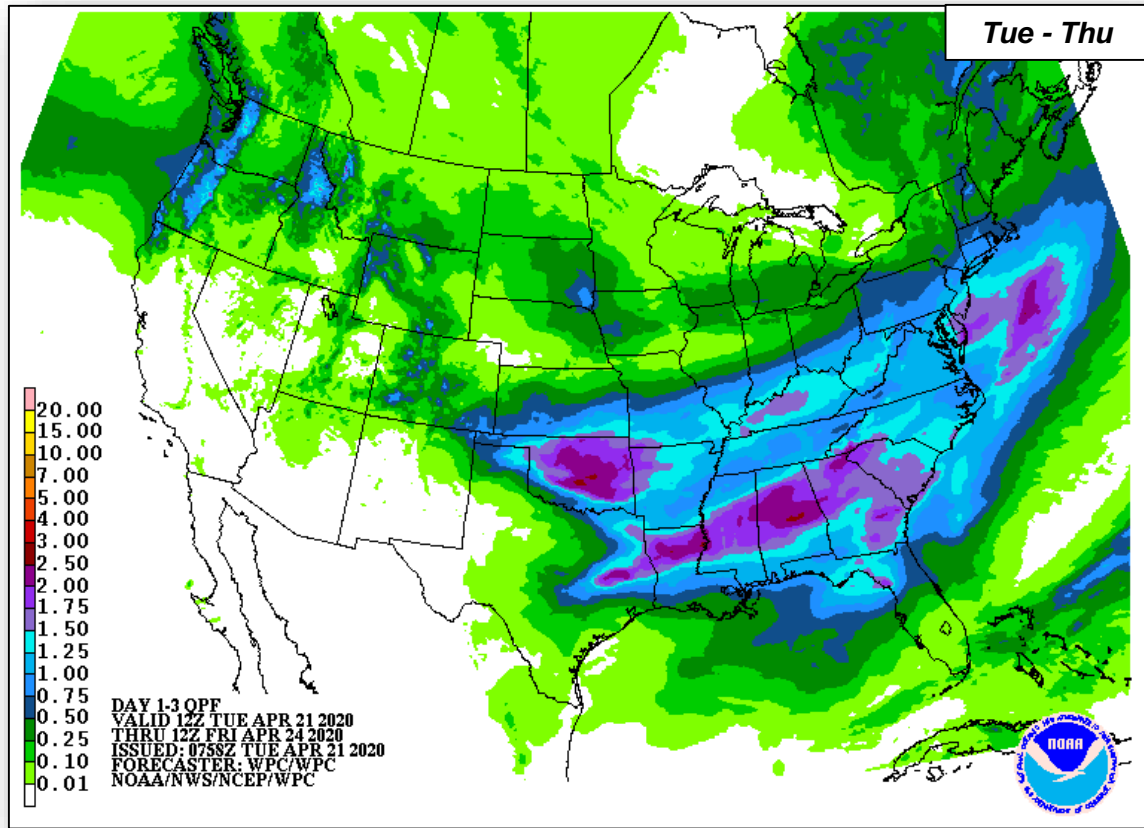
National Weather Forecast



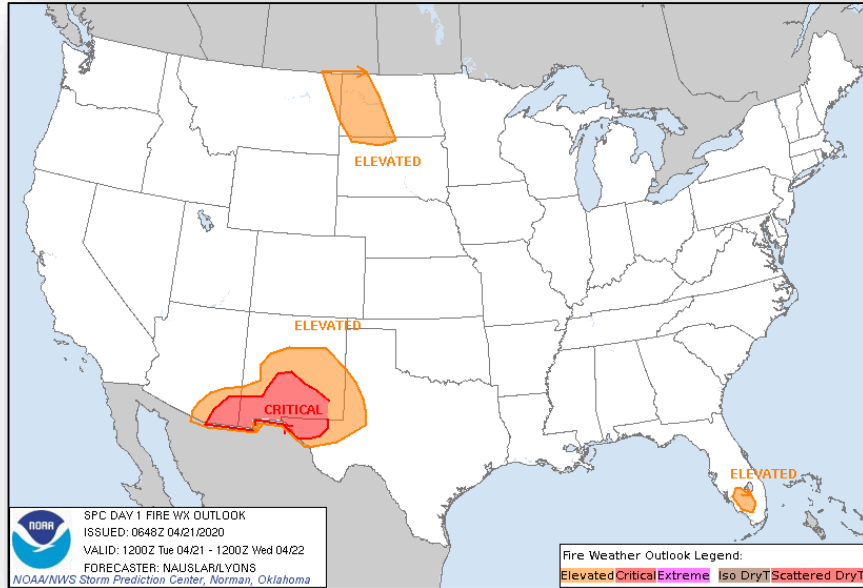
Precipitation & Excessive Rainfall



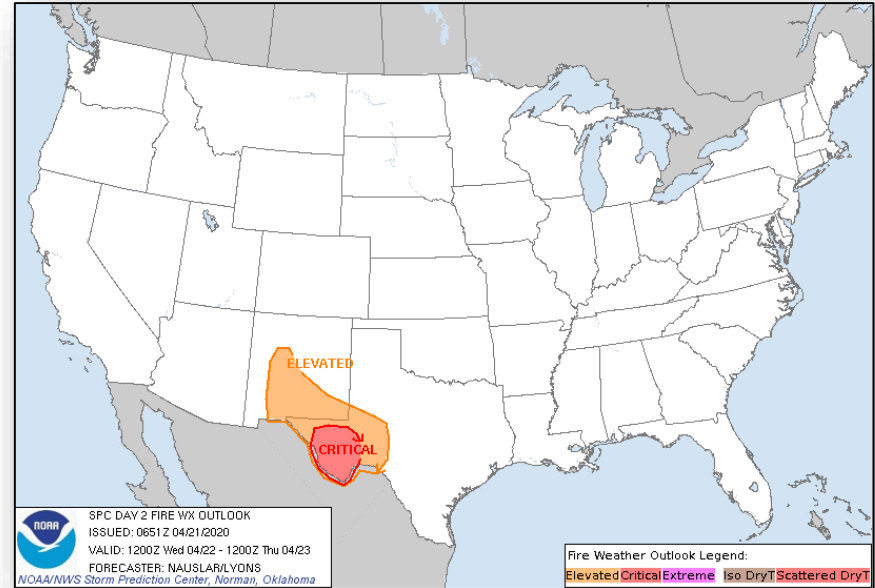
FEMA



Fire Weather Outlook



Today



Tomorrow

Joint Preliminary Damage Assessments



FEMA

Region	State / Location	Event	IA/PA	Number of Counties		Start – End
				Requested	Completed	
IV	AL	Severe Storms, Tornadoes, Straight-line Winds, Flooding, and Mudslides Feb 6 – Mar 6	IA	0	0	N/A
			PA	19	5	4/20 – TBD
	GA	Severe Storms, Tornadoes, and Straight-line Winds Apr 12-13	IA	4	0	4/14 – TBD
			PA	0	0	N/A
	TN	Severe Storms, Tornadoes, and Straight-line Winds Apr 12-13	IA	4	4	4/14 – 4/19
			PA	12	0	4/14 – TBD
VI	AR	Severe Storms & Tornado Mar 29	IA	1	0	4/15 – TBD
			PA	1	0	4/15 – TBD

Declaration Request



FEMA

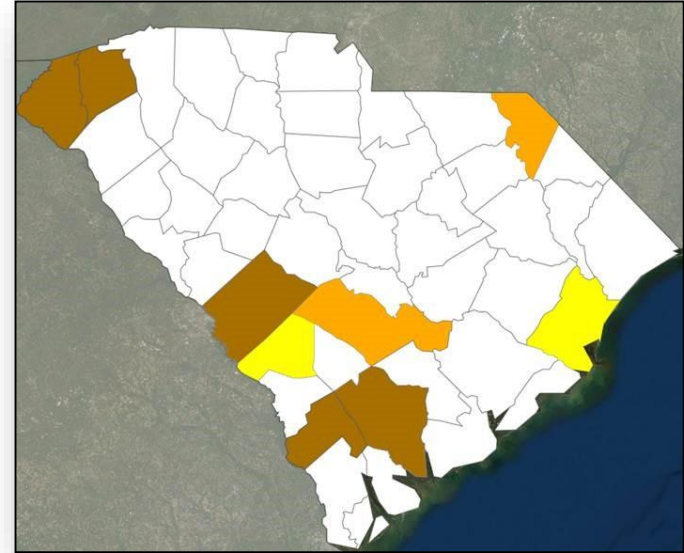
Declaration: Major Disaster – South Carolina
Requested: Apr 18, 2020

Incident: Severe storms, tornadoes, and straight-line winds

Incident Period: Apr 12-13, 2020

Includes:

- **IA Only:** 2 counties
- **PA Only:** Including direct Federal assistance for 2 counties
- **IA & PA:** 5 counties
- **Hazard Mitigation:** Statewide



- IA
- PA
- IA & PA

Declaration Requests in Process – 7



FEMA

State / Tribe / Territory – Incident Description	Type	IA	PA	HM	Requested
AR – Severe Storms, Straight-line Winds, and Tornadoes (Appeal)	DR		X	X	Feb 20
MS – Severe Storms, Flooding, Landslides, and Mudslides	DR		X	X	Mar 17
WA – Severe Winter Storms, Straight-line Winds, Flooding, Landslides, and Mudslides	DR	X	X	X	Mar 25
KY – Severe Storms, Flooding, Landslides, and Mudslides	DR	X	X	X	Mar 26
AK – Fire	DR		X	X	Apr 7
NC – Severe Storms, Tornadoes, and Flooding	DR		X	X	Apr 9
SC – Severe Storms, Tornadoes, and Straight-line Winds	DR	X	X	X	Apr 18

FEMA Common Operating Picture



FEMA

FEMA HQ	
NWC	NRCC
Monitoring	Level I

FEMA REGIONS		
WATCH	RRCC	
Monitoring	I	Level I
Monitoring	II	Level II
Monitoring	III	Level II
Monitoring	IV	Level II
Monitoring	V	Level II
Monitoring	VI	Level II
Alt Location	VII	Level II
Monitoring	VIII	Level II
Monitoring	IX	Level I
Monitoring	X	Level II

Notes:

COVID-19 NRCC w/ESFs (Days)	GA: Flooding MS: Flooding PR : Earthquake TN: Tornadoes
All RRCCs (Days)	All EOCs activated for COVID-19

Major Disasters (DR): 97
Emergency Disasters (EM): 93
 ★ JFOs: 10 / VJFOs: 11
 ● Staging Area
 ■ Distribution Center (DC)
 ■ Declared County (non-COVID-19 declarations)
 ■ Fully Activated
 ■ Partially Activated
 ■ Monitoring

As of 3:00 a.m. ET April 21, 2020
 Created by FEMA NWC

Region VIII COVID DRs

4498-DR-CO
4508-DR-MT
4509-DR-ND
4525-DR-UT
4527-DR-SD
4533-DR-WY
FCO: Lee K. dePalo
JFO: TBD

RVIII IMAT (Denver, CO)

Region X COVID DRs

4481-DR-WA
VJFO: Bothell, WA
4499-DR-OR
4533-DR-AK
4534-DR-ID
FCO: Michael F. O'Hare
JFO: TBD

RX IMAT (Bothell, WA)

4382/4407-DR-CA
FCO: David G. Samaniego
JFO: Sacramento, CA

4475-DR-ND
FCO: Dana C. Reynolds
VJFO: Denver, CO

4420-DR-NE
FCO: Thomas J. Dargan
JFO: Lincoln, NE

Region IX COVID DRs

4482-DR-CA
4495-DR-GU
4510-DR-HI
4511-DR-CNMI
4523-DR-NV
4524-DR-AZ
4537-DR-AS
FCO: Robert J. Fenton
VJFO: Oakland, CA

RIX IMAT-2 (Oakland, CA)
 MERS (Mather, CA; GU; CNMI)

Region VI COVID DRs

4484-DR-LA
4485-DR-TX
4518-DR-AR
4529-DR-NM
4530-DR-OK
FCO: George A. Robinson
JFO: TBD

4519-DR-OR
FCO: Dolph A. Diemont
VJFO: Salem, OR

4440/4463/4467
4469-DR-SD
FCO: Jon K. Huss
JFO: Sioux Falls, SD

Region VII COVID DRs

4483-DR-IA
4490-DR-MO
4504-DR-KS
4521-DR-NE
FCO: Paul Taylor
JFO: TBD

RVII IMAT (Kansas City, MO)

4414/4442-DR-MN
4459/4477-DR-WI
FCO: John F. Boyle
4424/4447-DR-OH
4461-DR-IL
FCO: Steven W. Johnson
VJFO: Springfield, IL

Region V COVID DRs

4489-DR-IL
4494-DR-MI
4507-DR-OH
4515-DR-IN
4520-DR-WI
4531-DR-MN
FCO: James K. Joseph
JFO: TBD

RV IMAT (Chicago, IL)

4372/4379-DR-MA
4410-DR-CT
4445/4474-DR-VT
4457-DR-NH
FCO: James McPherson
JFO: Williston, VT

Region I COVID DRs

4496-DR-MA
4500-DR-CT
4505-DR-RI
4516-DR-NH
4522-DR-ME
4532-DR-VT
FCO: W. Russell Webster
JFO: TBD

RI IMAT (Boston, MA)

4472-DR-NY
FCO: Seamus K. Leary
JFO: Albany, NY

4428-DR-KY
FCO: Allan Jarvis
VJFO: Frankfort, KY

Region II COVID DRs

4480-DR-NY
JFO: Albany, NY
4488-DR-NJ
VJFO: West Trenton, NJ
4493-DR-PR
VJFO: Guaynabo, PR
4513-DR-USVI
VJFO: Christianssted, VI
FCO: Thomas Von Essen

RII IMAT (Albany, NY)
 MERS (San Juan PR)

4400-DR-GA
4427/4471/4476-DR-TN
FCO: Myra Shird
JFO: Nashville, TN

4464/4479-DR-SC
FCO: Allan Jarvis
VJFO: Atlanta, GA

Region IV COVID DRs

4486-DR-FL
4487-DR-NC
4492-DR-SC
4497-DR-KY
4501-DR-GA
4503-DR-AL
4514-DR-TN
4528-DR-MS
FCO: Gracia B. Szczech
JFO: TBD

Region III COVID DRs

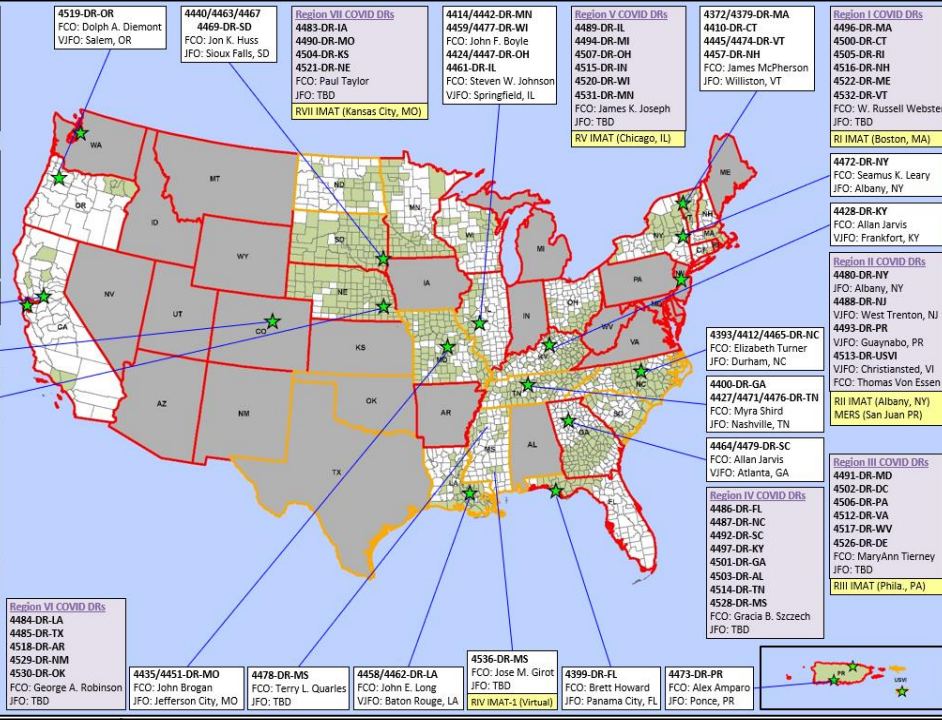
4491-DR-MD
4502-DR-DC
4506-DR-PA
4512-DR-VA
4517-DR-WY
4526-DR-DE
FCO: MaryAnn Tierney
JFO: TBD

RIII IMAT (Phila., PA)

4536-DR-MS
FCO: Jose M. Giroto
JFO: TBD

4399-DR-FL
FCO: Brett Howard
JFO: Panama City, FL

4473-DR-PR
FCO: Alex Ambaro
JFO: Ponce, PR



N-IMATs	
2 Teams	
Red	
Blue	
Gold	IMAT-A Support

R-IMATs	
4 – 6 Teams	
I	RRCC
II	NY
III	RRCC
IV-1	Virtual MS
IV-2	
V	RRCC
VI-1	
VI-2	
VII	RRCC
VIII	RRCC
IX-1	
IX-2	RRCC
X	RRCC
FMC	PMC
NMC	Deployed

Team:	US&R	MERS	FCOs	FDRCS	IM WORKFORCE
Status	33 – 65%	>66%	≤1 Type I	≤1	
Assigned:	28	36	47	11	13,493 ▲
Unavailable:	17	0	1	0	2,937 ▲
Deployed:	0	1	43 (+1)	10	5,779 ▲
Available:	11	35	3 (-1)	1	4,777 / 35% ▼

IM CADRE AVAILABILITY SUMMARY	
Cadres with 25% or Less Availability	
ADR 24% (11/45); EHP 18% (114/617); FL 9% (15/160); FM 23% (62/264); HM 22% (271/1,223); OPS 18% (52/282); PA 25% (758/3,056); PLAN 22% (92/420); SAF 22% (12/55)	

Public Assistance Grant Program



FEMA

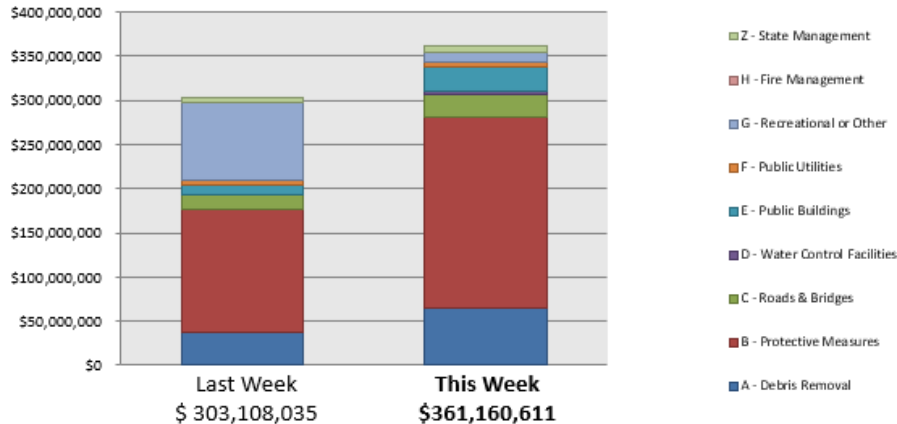
PA Project Worksheets Obligated

in past week, as of 4/20/20 at 1500 EDT

PA Category	Emergency Work		Permanent Work					H - Fire Management	Z - State Management	Total
	A - Debris Removal	B - Protective Measures	C - Roads & Bridges	D - Water Control Facilities	E - Public Buildings	F - Public Utilities	G - Recreational or Other			
Number Of PWs Obligated	62	113	263	17	106	52	85	0	119	817
Federal Share Obligated	\$64,299,109	\$217,581,143	\$24,125,396	\$4,324,673	\$27,804,902	\$5,779,904	\$10,297,831	\$0	\$6,947,652	\$361,160,611

Public Assistance Obligated per Category

4/6/2020 through 4/20/2020



This weeks PA Highlights

- In 4485 - TX
 - \$88 Million obligated for Category B – Protective Measures
- In 4484 - LA
 - \$57 Million obligated for Category B – Protective Measures
- In 4399 - FL
 - \$55 Million obligated for Category A – Debris Removal

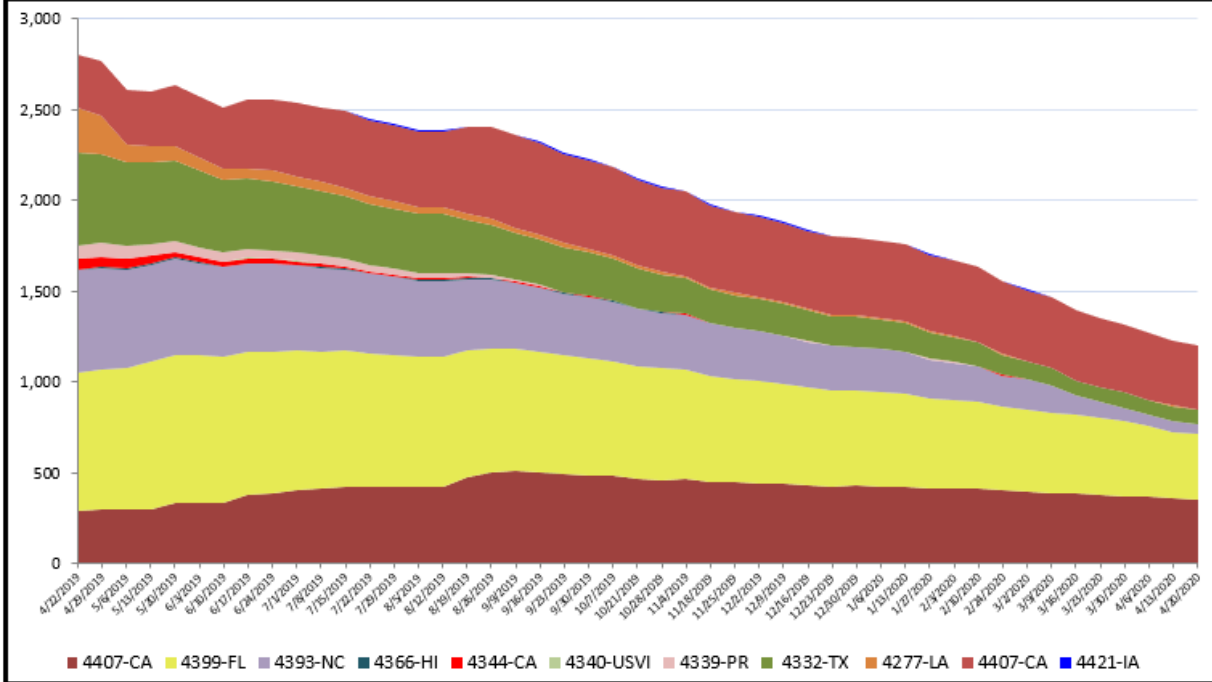
Direct Housing



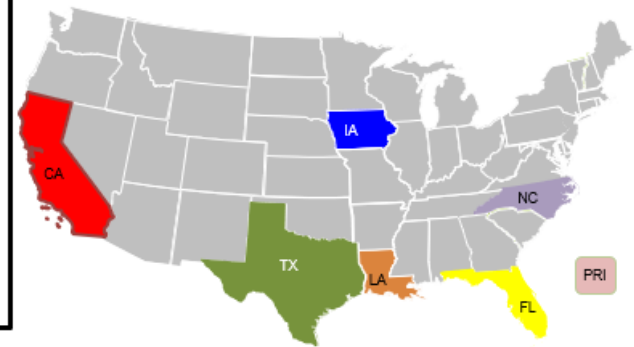
FEMA

Total Households in FEMA Direct Housing per State

Past Year per Week, 4/22/2019 – 4/20/2020, There are currently **849** Households Occupying **849** Temporary Units



DR	IA Declaration Date	Program End Date	Current # of Households in Direct Housing (Weekly Change)
4421-IA	3/23/2019	9/23/2020	1 (0)
4407-CA	11/12/2018	5/12/2020	354 (-4)
4399-FL	10/11/2018	4/11/2020	356 (-12)
4393-NC	9/14/2018	3/14/2020	57 (-4)
4344-CA	10/10/2017	7/10/2019	0 (0)
4339-PR	9/20/2017	9/20/2019	1 (0)
4332-TX	8/25/2017	8/25/2019	78 (-2)
4277-LA	8/14/2016	4/30/2019	2 (0)



States with Currently Occupied Units

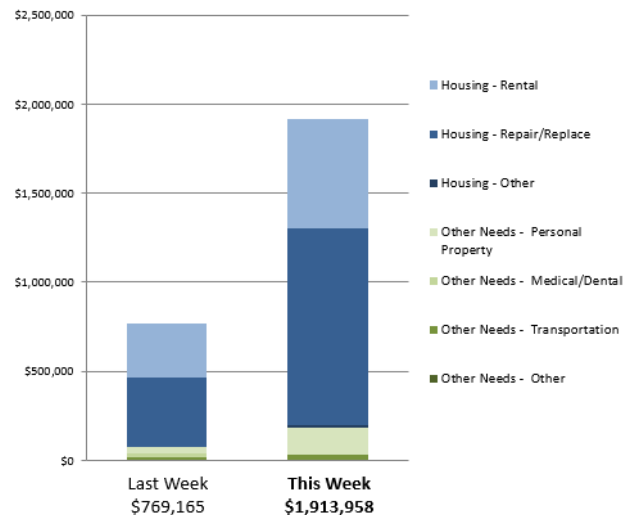
Individual Assistance Activity



FEMA

	Individuals and Households Program Activity As Of: 4/20/20				
	In Past 7 Days			Cumulative	
		Applicants Approved	Amount Approved	Applicants Approved	Amount Approved
	4473-PR	Declared 01-16-2020	End Of Reg Period	05-31-2020	
Open Registration Period	Housing Assistance	204	\$788,204.86	9,346	\$29,420,897.53
	Other Needs Assistance	17	\$5,233.13	3,531	\$1,626,642.88
	Total IHP		\$793,437.99		\$31,047,540.39
	Average IHP			\$2,820	
	Total Max Grants			HA 144	ONA 0
	4476-TN	Declared 03-05-2020	End Of Reg Period	05-04-2020	
Open Registration Period	Housing Assistance	121	\$391,804.25	566	\$1,461,614.48
	Other Needs Assistance	59	\$113,992.12	214	\$528,232.28
	Total IHP		\$505,596.37		\$1,989,846.76
	Average IHP			\$3,209	
	Total Max Grants			HA 3	ONA 0
	4519-OR	Declared 04-03-2020	End Of Reg Period	06-02-2020	
Open Registration Period	Housing Assistance	32	\$240,805.21	37	\$298,471.80
	Other Needs Assistance	6	\$27,908.10	8	\$34,348.99
	Total IHP		\$268,713.31		\$332,820.79
	Average IHP			\$8,995	
	Total Max Grants			HA 0	ONA 0
	4538-MS	Declared 04-16-2020	End Of Reg Period	06-15-2020	
Open Registration Period	Housing Assistance	22	\$91,721.13	22	\$91,721.13
	Other Needs Assistance	7	\$28,214.75	7	\$28,214.75
	Total IHP		\$119,935.88		\$119,935.88
	Average IHP			\$5,452	
	Total Max Grants			HA 0	ONA 0
Other IHP Active	12 Declarations IHP Programmatically Open - Closed Registration *				
	Housing Assistance	60	\$215,142.05		
	Other Needs Assistance	9	\$11,131.96		
	Total IHP		\$226,274.01		
Total IHP Approved in Past Week			\$1,913,957.56		

IHP Approved per Category in the Past 2 Weeks – 4/6/2020 through 4/20/2020





FEMA

FEMA's mission is helping people before, during, and after disasters.

Click [here](#) to subscribe to this briefing.