

FEMA National Watch Center

Daily Operations Briefing

Saturday, April 19, 2025

8:30 a.m. ET



FEMA

National Current Ops / Monitoring

New Significant Incidents / Ongoing Ops

- No new significant incidents / operations

Hazard Monitoring

- Severe Thunderstorms – Southern Plains to Middle Mississippi Valley
- Heavy Rain/Flash Flooding – Southern Plains to Middle Mississippi Valley
- Critical Fire Weather – western Texas
- Heavy Snow – Colorado and New Mexico

Disaster Declaration Activity

- Request: Major Disaster Declaration – TN

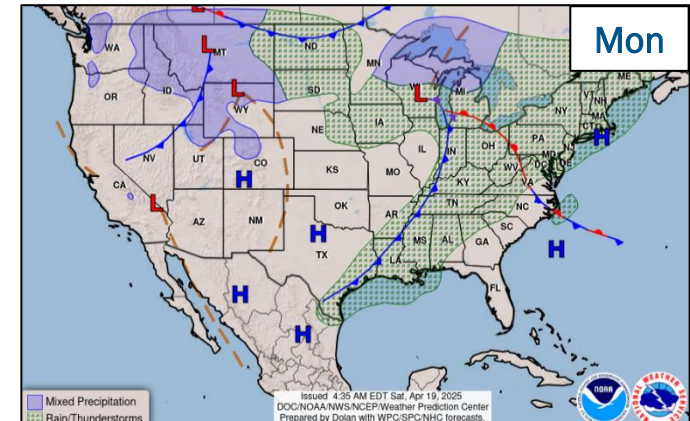
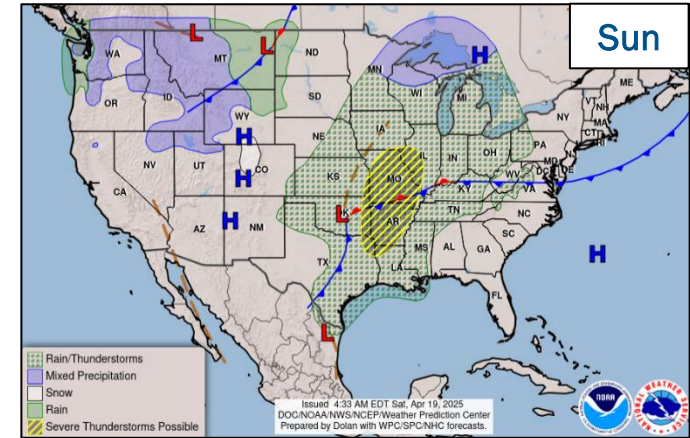
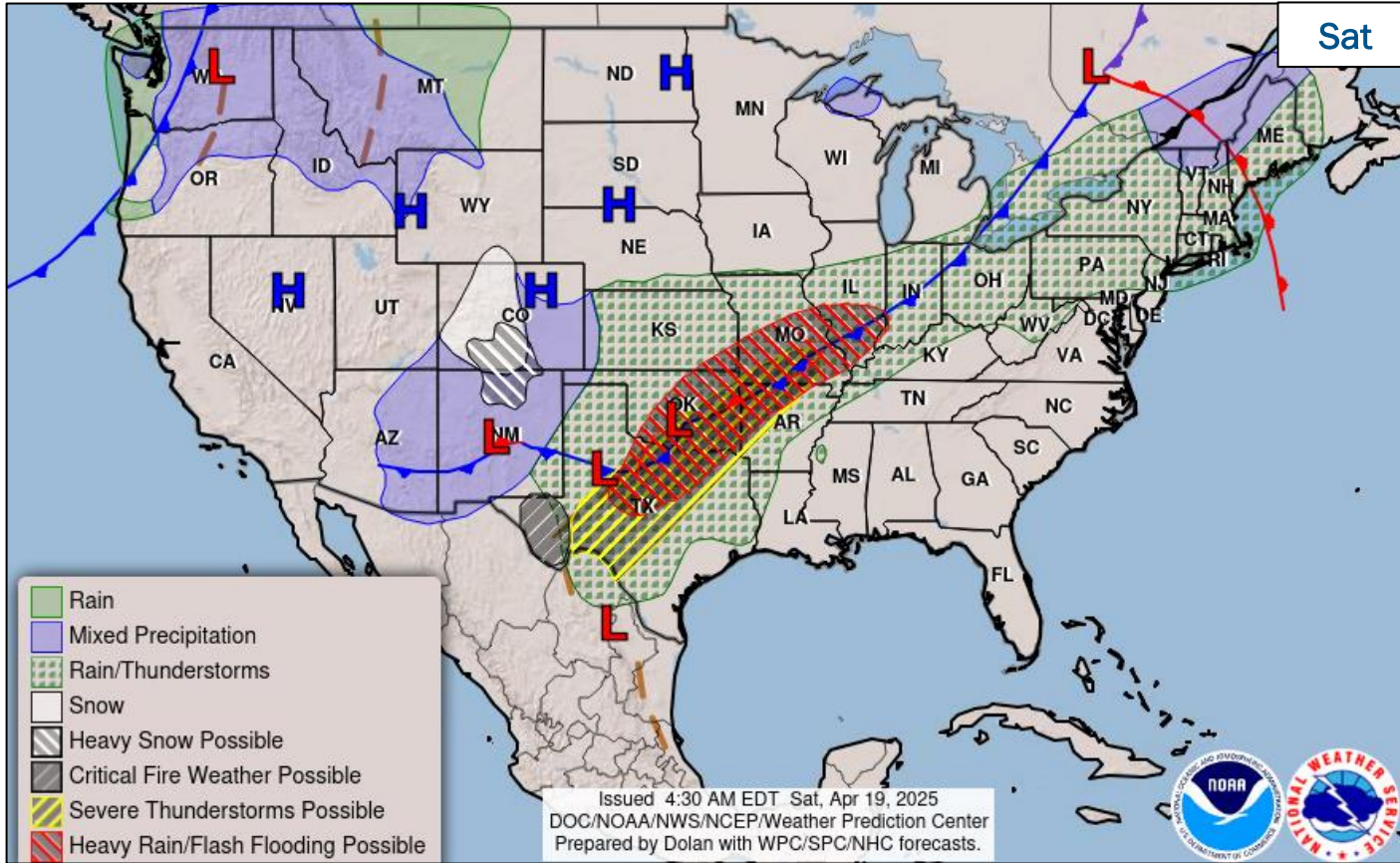
Event Monitoring

- Boston Marathon – Boston, MA



FEMA

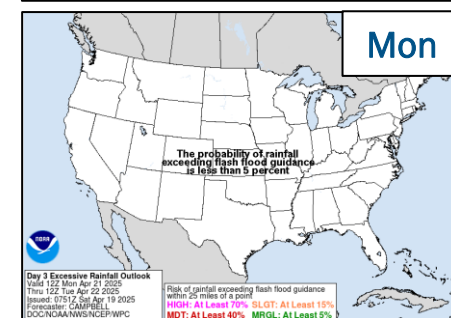
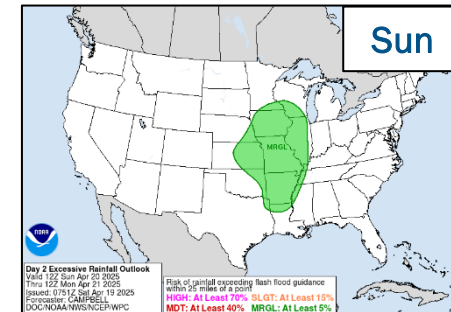
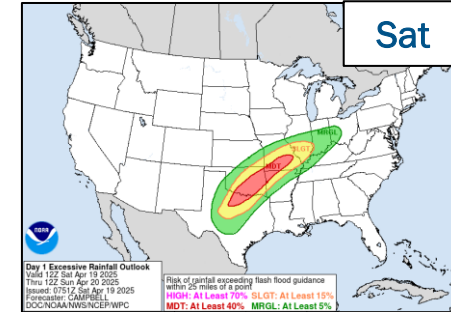
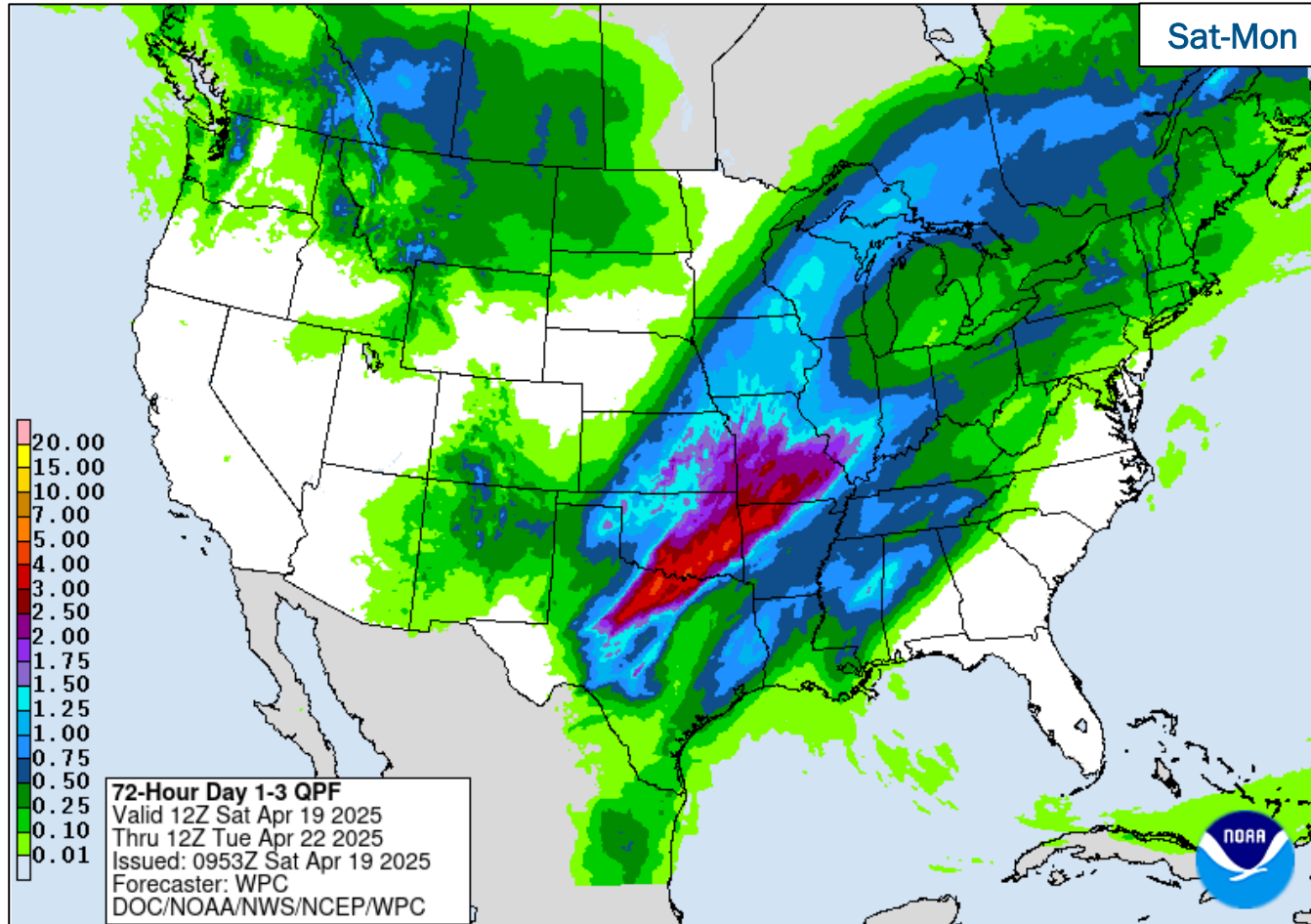
National Weather Forecast



FEMA

National Watch Center

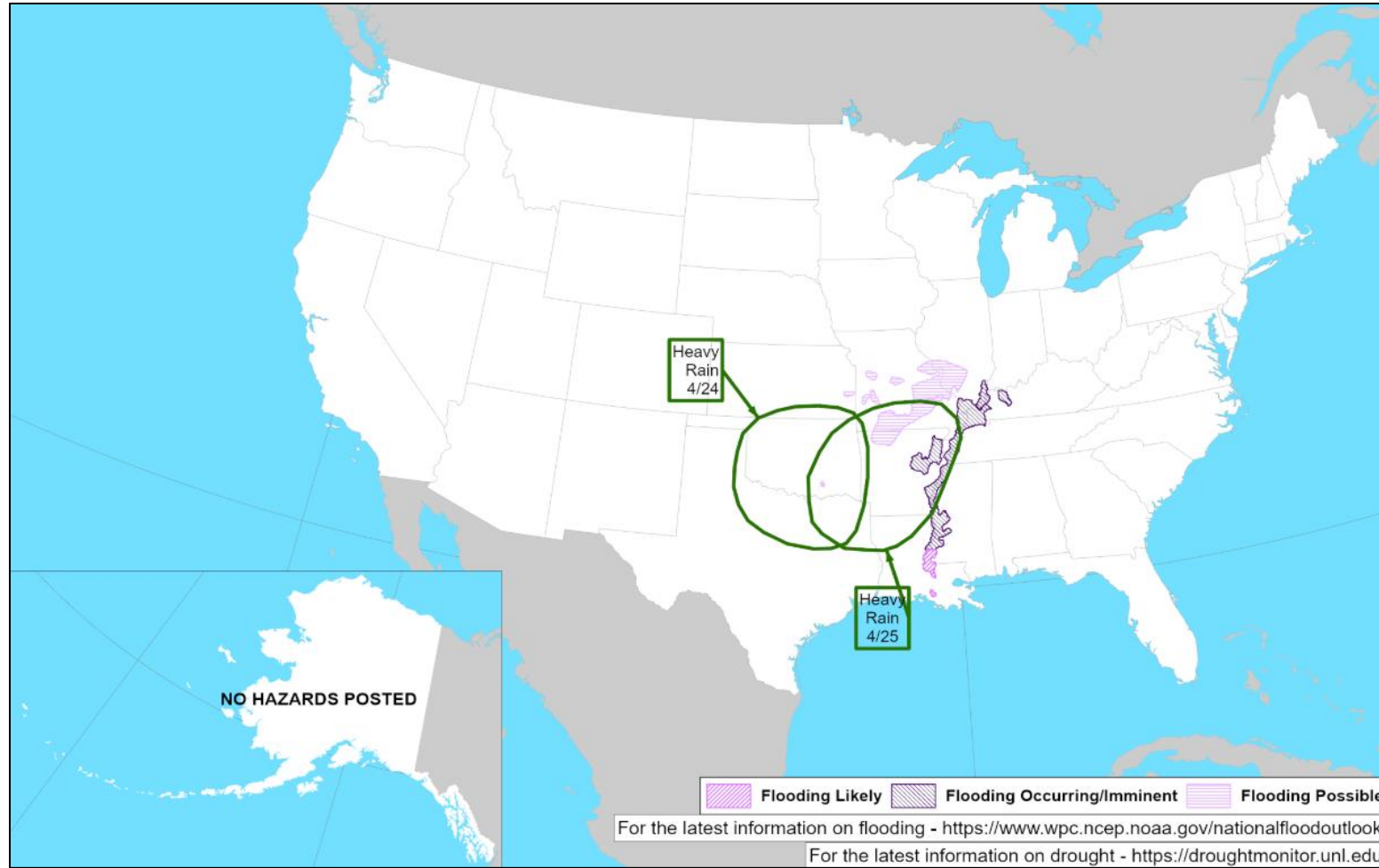
Precipitation & Excessive Rainfall



FEMA

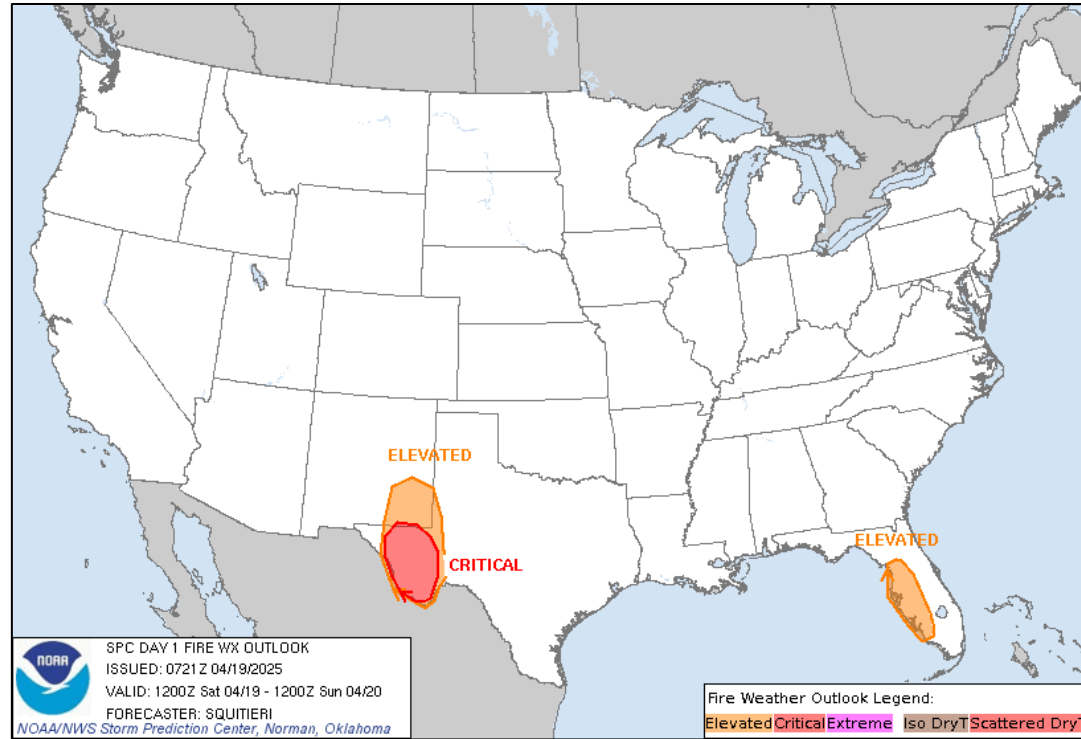
National Watch Center

Hazards Outlook – Apr 21-25



FEMA

Fire Weather Outlook



Today



Tomorrow




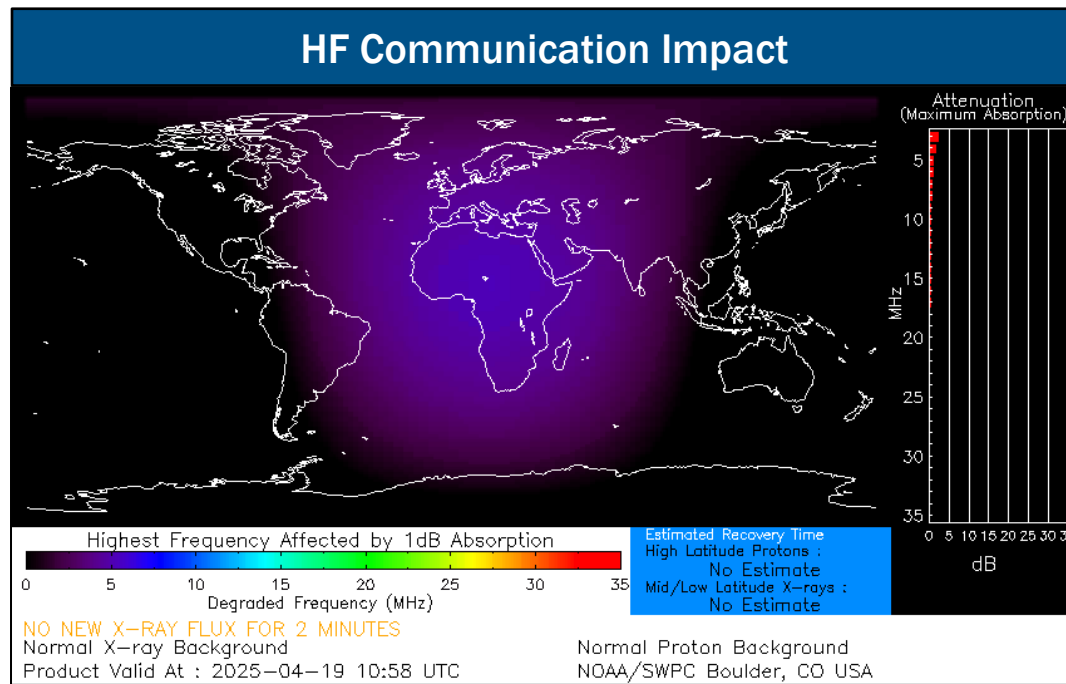
FEMA

National Watch Center

Space Weather Outlook

Minor	Space Weather Activity	Geomagnetic Storms	Solar Radiation	Radio Blackouts
Past 24 Hours	Moderate	None	None	R2
Next 24 Hours	None	None	None	None

For further information on NOAA Space Weather Scales refer to: <http://www.swpc.noaa.gov/noaa-scales-explanation>
 For further information on Sunspot Activity refer to: <https://www.swpc.noaa.gov/phenomena/sunspotssolar-cycle>



FEMA

FEMA Common Operating Picture

29 Joint Field Offices **85 + 11** Major Disasters **10** Direct Housing Missions **20** RSF-Supported Disasters **6** Joint Recovery Offices

Supporting Emergency Declarations

Saturday
April 19, 2025
8:30 a.m. ET

FEMA HQ	
NWC	NRCC
Monitoring	Steady State
FEMA REGIONS	
Watch	RRCC
Monitoring I	Rostered
Monitoring II	Rostered
Monitoring III	Rostered
Enhanced IV	Rostered
Monitoring V	Rostered
Monitoring VI	Rostered
Monitoring VII	Rostered
Monitoring VIII	Rostered
Monitoring IX	Rostered
Monitoring X	Rostered

N-IMATs	
2-5 Teams Available	
Red	
White	
Blue	
Gold	
HS	DC (Jan 28)

R-IMATs	
≥ 7 Teams Available	
I	3 / VT (Jan 6)
II	2
III	Reconstituting
IV-1	TN (Apr 4)
IV-2	KY (Feb 16)
V	
VI-1	
VI-2	Personnel
VII	
VIII	KY (Apr 6)
IX-1	CA (Jan 8)
IX-2	CA (Mar 6)
X	1

Notes:

NRCC/RWCs/RRCCs: • R-IV RWC: Flooding	State EOCs: • HI/TX/NJ: Wildfires • WV: Winter Storms • AL/FL/IL/KY MS/TN/OK: Severe Weather • FL/NC: Previous Incidents • OR: Flooding • ID: Potential Flooding • NM: Good Friday Pilgrimages
--	--

Volunteer Force	
Rostered 7,985 (+7)	Deployed 1
Surge Capacity Force	
Rostered 8,800	Deployed 0

Fully Mission Capable (FMC)
Partially Mission Capable (PMC)
Not Mission Capable (NMC)
Deployed

REGIONAL BREAKDOWN				
	JFO	DR	EM	JRO
I	3	8	0	0
II	3	5	0	3
III	2	8	1	0
IV	7	29	9	1
V	0	0	0	0
VI	2	6	1	3
VII	4	14	0	0
VIII	1	1	0	0
IX	2	5	0	0
X	5	9	0	0

Alaska

Commonwealth of Northern Mariana Islands

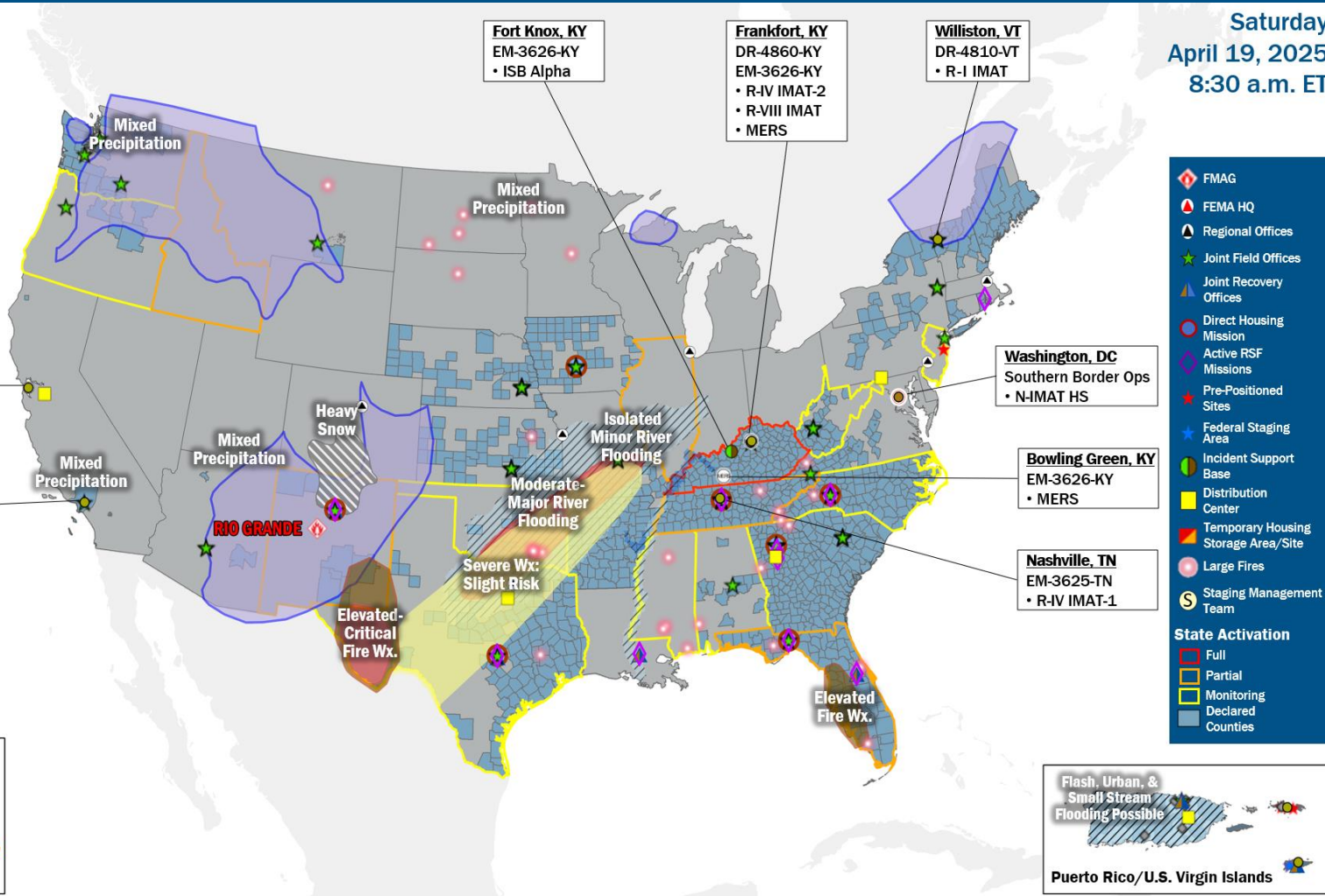
Guam

American Samoa

Hawaii

Oakland, CA
DR-4482-CA
• R-IX IMAT-2

Pasadena, CA
DR-4856-CA
• R-IX IMAT-1



IM Workforce

14,134 (+1) Assigned
4,920 (+39) Unavailable
6,940 (-46) Deployed

16% / 2,274 (+8) Available

IM Cadre Availability

19 Cadres ≤ 25% Availability

Civil Rights: 18% (32/179); Disaster Field Training Operations: 23% (23/98); Disability Integration: 13% (5/39); Disaster Survivor Assistance: 22% (288/1,303); External Affairs: 7% (26/396); Environmental Planning and Historic Preservation: 13% (114/883); Field Leadership: 10% (14/143); Financial Management: 18% (43/234); Hazard Mitigation: 11% (129/1,224); Human Resources: 16% (29/176); Individual Assistance: 13% (342/2,652); Interagency Recovery Coordination: 23% (79/342); Information Technology: 19% (138/713); Logistics: 11% (171/1,626); Operations: 16% (60/372); Public Assistance: 13% (292/2,308); Planning: 5% (23/461); Safety: 15% (14/94); Security: 10% (13/136)

MERS
≥ 66%

36 Assigned
0 Unavailable
3 Deployed

33 Available

US&R
≥ 66%

28 Assigned
3 Unavailable
0 Deployed

25 Available

FCO
2 Type I

49 Assigned
3 Unavailable
42 (24 FCOR) Deployed

4 Available

Wildfire Summary

Fire Name (County, ST)	FMAG #	Acres Burned	Percent Contained	Evacuations	Structures (Homes / Other)			Fatalities / Injuries
					Threatened	Damaged	Destroyed	
Rio Grande Fire, (Valencia NM)	5579-FM-NM	200	0%	M: 1,535	H: 614	H: 0	H: 0	0 / 0
				V: 0	O: 0	O: 0	O: 0	

(Evacuations: M = Mandatory / V = Voluntary; Structures: H = Homes and Mixed Commercial/Residential / O = Non-residential Commercial/Other Minor Structures)



FEMA

Joint Preliminary Damage Assessments

Region	State / Location	Incident	IA	Number of Counties		Start - End
			PA	Requested	Complete	
VI	TX	Flooding Mar 26 and continuing	IA	4	4	4/4 - 4/17
			PA	0	0	N/A
	AR	Severe Storms, Tornadoes, and Flooding Apr 2	IA	29	29 (+5)	4/10 - 4/18
			PA	48 (+5)	0	4/22 - TBD
VII	MO	Severe Storms, Flooding, and Tornadoes Mar 30 and continuing	IA	20	17	4/15 - TBD
			PA	25	0	4/22 - TBD



FEMA

Declaration Request – Tennessee

Declaration Type: Major Disaster Declaration

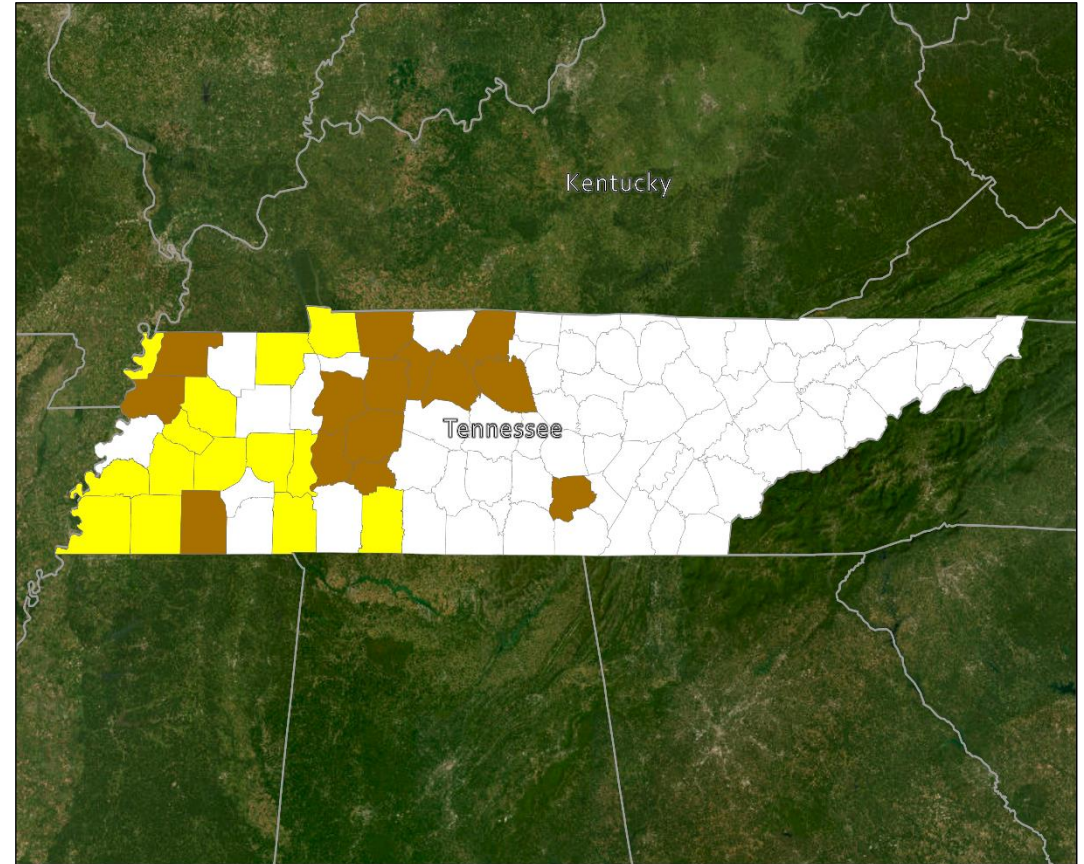
Requested: Apr 18

Incident: Severe Storms, Straight-line Winds, Tornadoes, and Flooding

Incident Period: Apr 2 and continuing

Requested:

- **PA:** 15 counties
- **IA/PA:** 15 counties
- **Hazard Mitigation:** Statewide



- PA
- IA/PA



FEMA

Declaration Requests in Process – 13

State / Tribe / Territory – Incident Description	Type	IA	PA	HM	Requested
KY – Severe Winter Storms and Snowstorms	DR		X	X	Jan 30
OK – Wildfires and Straight-line Winds	DR	X		X	Mar 21
HI – Flooding	DR		X	X	Mar 27
MS – Severe Storms, Straight-line Winds, Tornadoes, and Flooding	DR	X	X	X	Apr 1
MO – Severe Storms, Straight-line Winds, Tornadoes, and Wildfires	DR	X	X	X	Apr 2
KY – Severe Storms, Straight-line Winds, Tornadoes, Flooding, Landslides, and Mudslides	DR	X	X	X	Apr 11
MI – Severe Winter Storm	EM		X		Apr 11
NE – Severe Winter Storm and Straight-line Winds	DR		X	X	Apr 14
KS – Severe Winter Storm, Straight-line Winds, Flooding, and Wildfire	DR		X	X	Apr 14
IA – Severe Winter Storm	DR		X	X	Apr 15
TX – Severe Weather and Flooding	DR	X	X	X	Apr 17
AR – Severe Storms and Tornadoes (Appeal)	DR	X	X	X	Apr 18
TN – Severe Storms, Straight-line Winds, Tornadoes, and Flooding	DR	X	X	X	Apr 18



FEMA



FEMA

Helping people before, during, and after disasters.



Scan to subscribe to this briefing.