

FEMA National Watch Center

Daily Operations Briefing

Tuesday, April 19, 2022

8:30 a.m. ET



FEMA

National Current Ops / Monitoring

New Significant Incidents / Ongoing Ops

- Wildfire Summary - FINAL
- Southwest Border Coordination Support – Washington, DC
- COVID-19

Hazard Monitoring

- Heavy snow – Northeast
- Critical fire weather – Southwest to Central Plains

Disaster Declaration Activity

- Approval: Major Disaster Declaration – MA

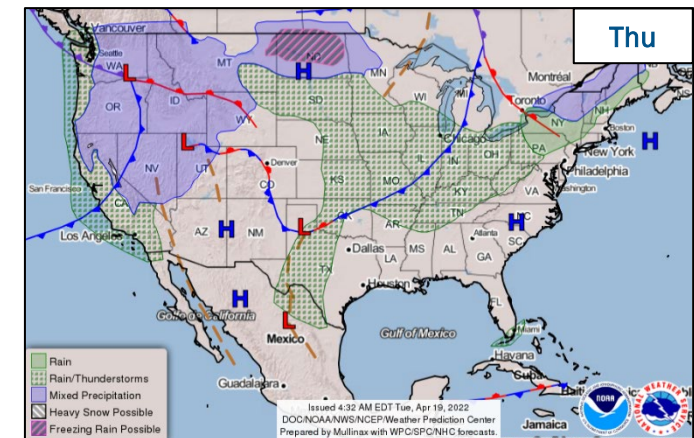
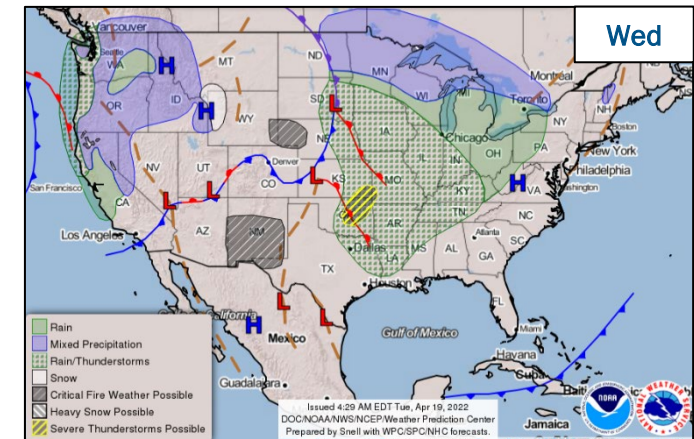
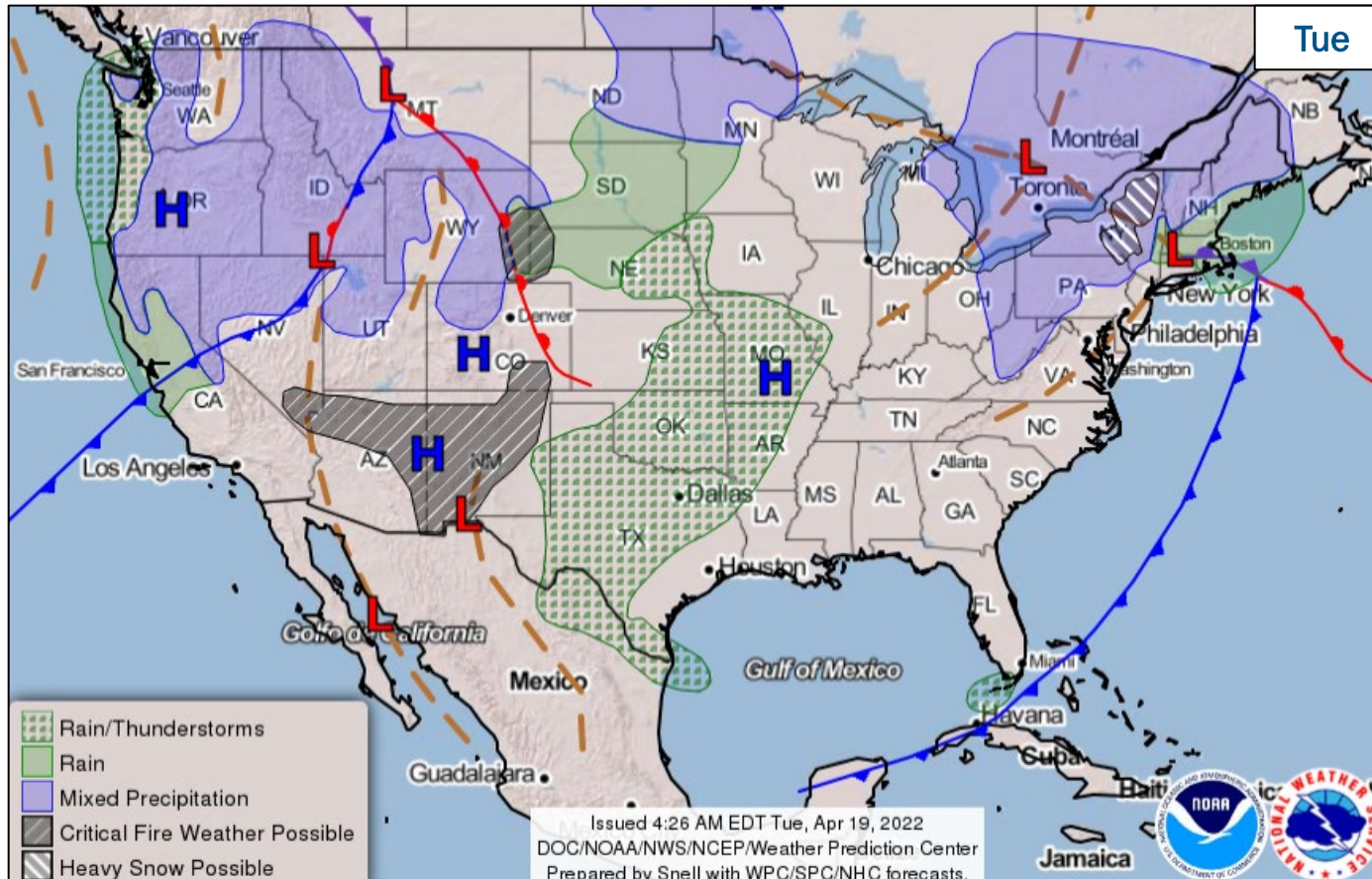
Event Monitoring

- No significant events



FEMA

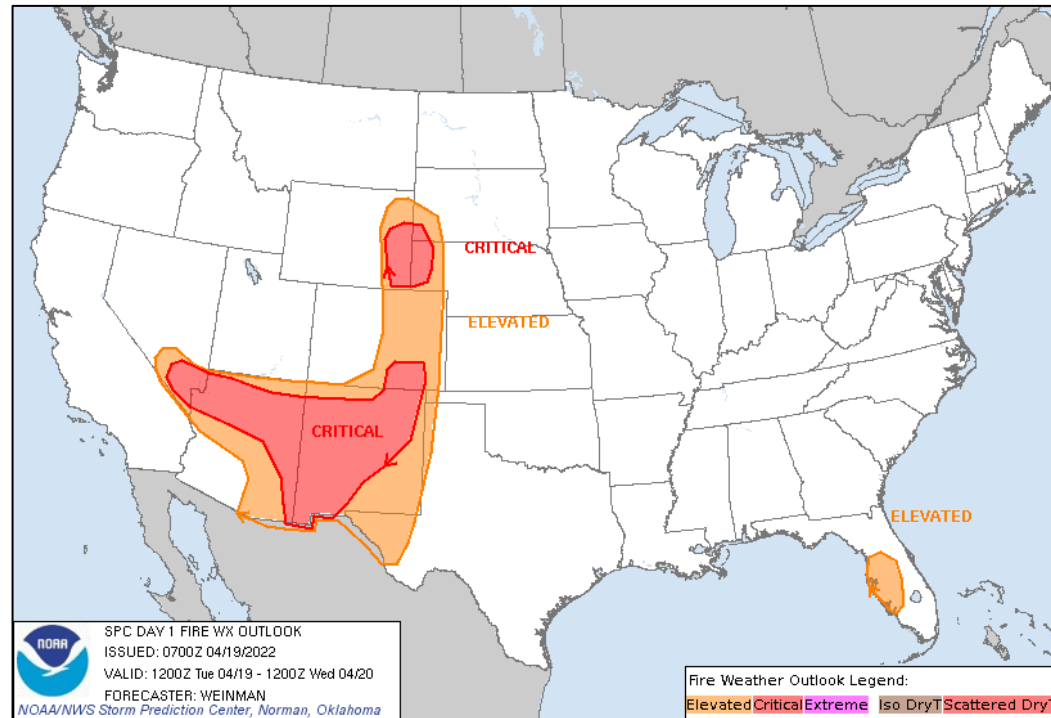
National Weather Forecast



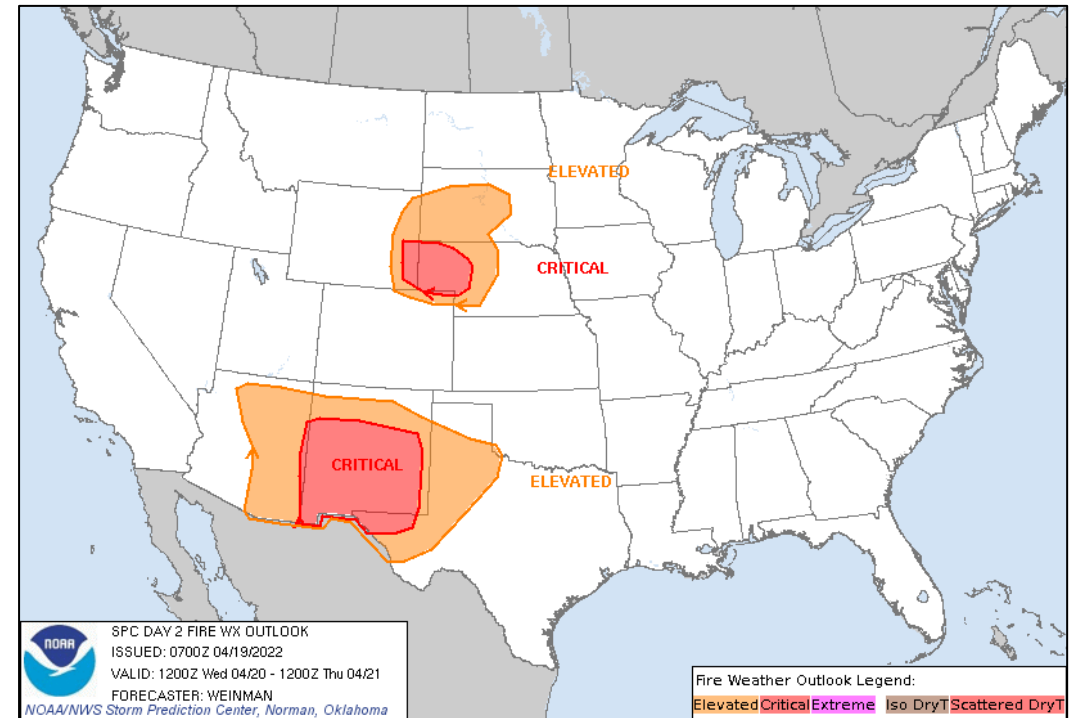
FEMA

National Watch Center

Fire Weather Outlook



Today



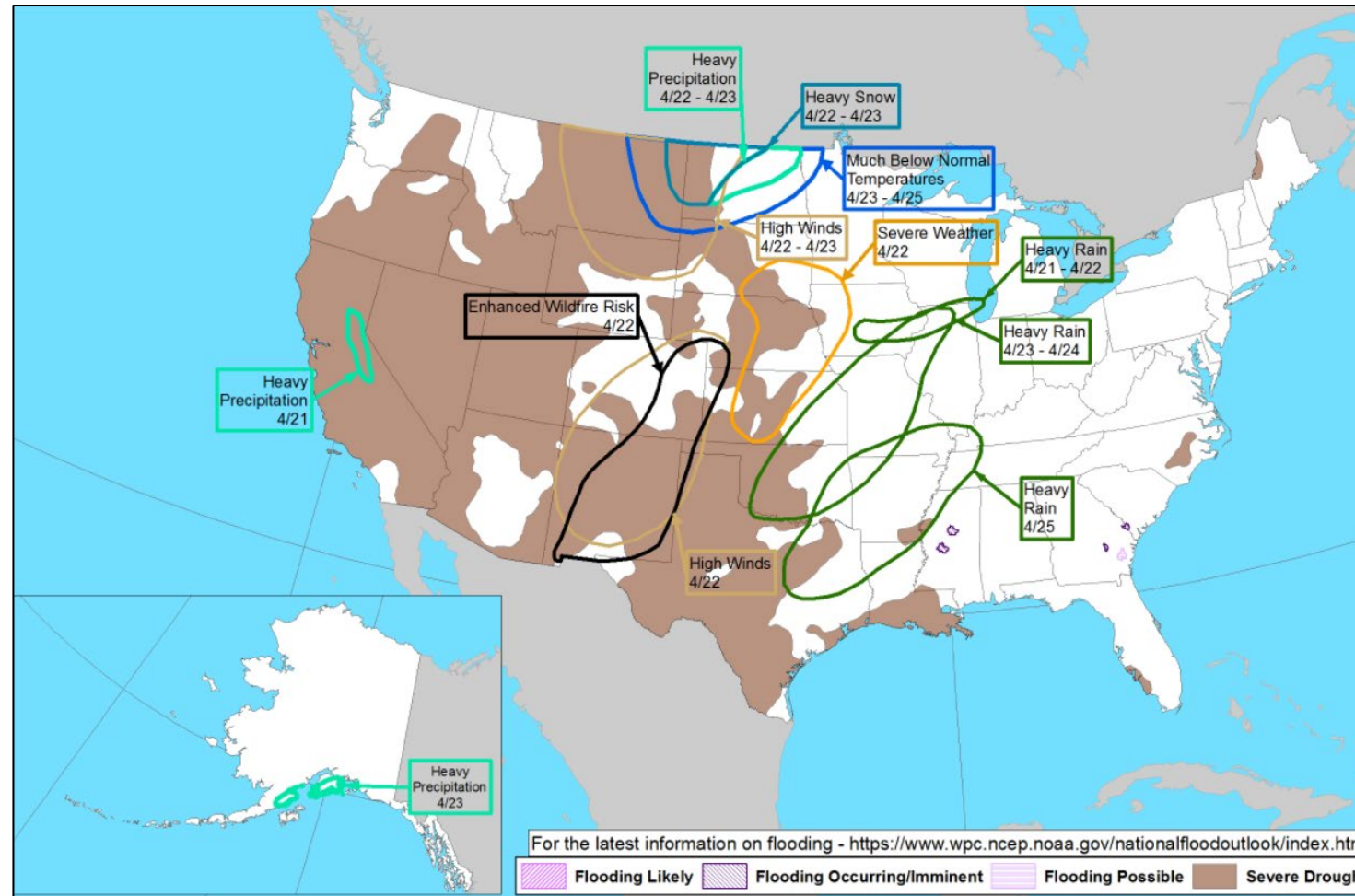
Tomorrow



FEMA

National Watch Center

Hazards Outlook – Apr 21 - 25

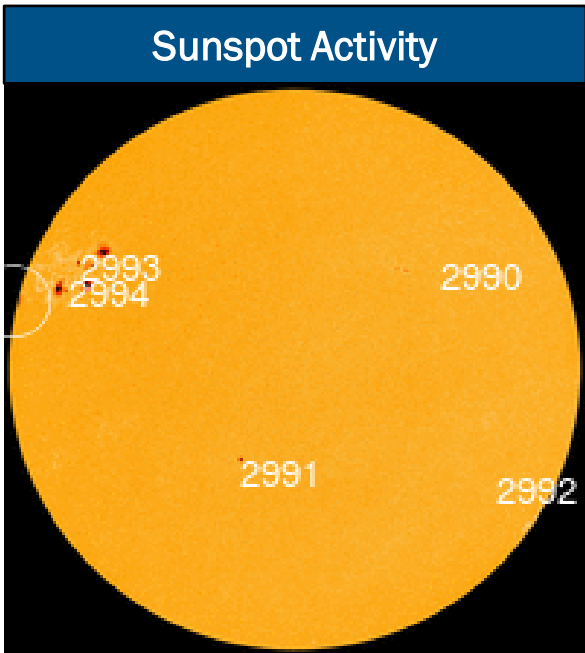
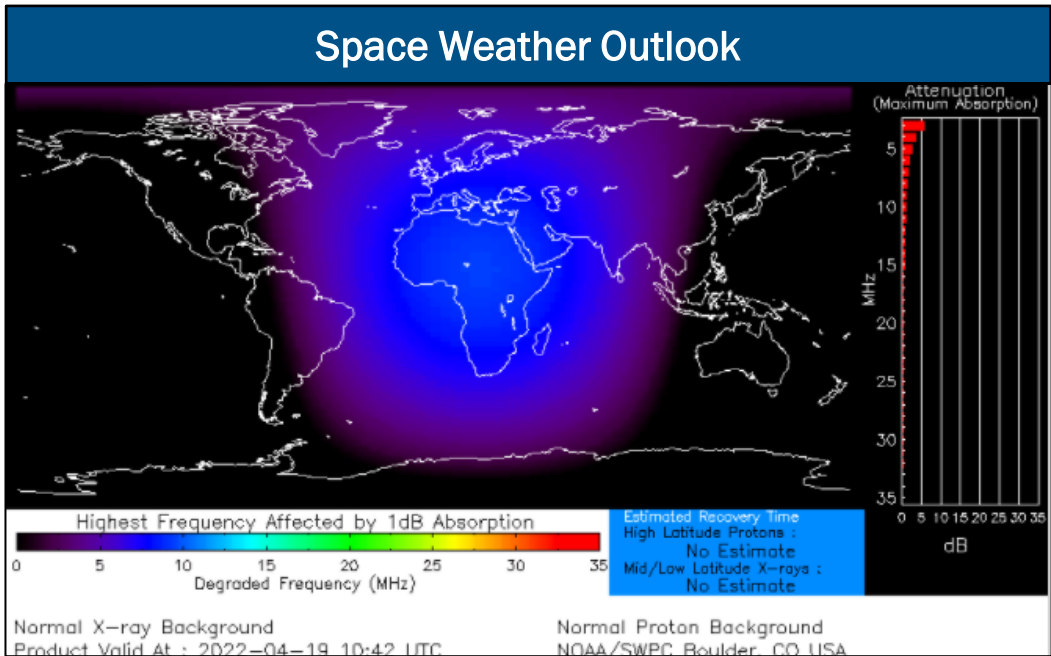


FEMA

National Watch Center

Space Weather Outlook

	Space Weather Activity	Geomagnetic Storms	Solar Radiation	Radio Blackouts
Past 24 Hours	Minor	None	None	R1
Next 24 Hours	Moderate	None	None	R2
For further information on NOAA Space Weather Scales refer to: http://www.swpc.noaa.gov/noaa-scales-explanation For further information on Sunspot Activity refer to: https://www.swpc.noaa.gov/phenomena/sunspotssolar-cycle				



FEMA

Wildfire Summary

Fire Name (Co., ST)	FMAG #	Acres Burned	Percent Contained	Evacuations	Structures (Homes / Other)			Fatalities / Injuries
					Threatened	Damaged	Destroyed	
Hermits Peak (San Miguel, NM) - <i>FINAL</i>	5431-FM-NM	7,581 (+36)	81% (+20)	M: <i>Lifted</i>	H: 0	H: 0	H: 1	0 / 2
				V: 0	O: 0	O: 0	O: 6	

(Evacuations: M = Mandatory / V = Voluntary; Structures: H = Homes and Mixed Commercial/Residential / O = Non-residential Commercial/Other Minor Structures)



FEMA

Joint Preliminary Damage Assessments

Region	State / Location	Incident	IA	Number of Counties		Start – End
			PA	Requested	Complete	
IV	MS	Tornadoes, Thunderstorms and Straight-line Winds Mar 22	IA	4	4	4/12 – 4/15
			PA	1	0	4/15 – TBD
VI	TX	Severe Weather Mar 21 – TBD	IA	15	8	3/28 – TBD
			PA	0	0	N/A
VII	KS	Winter Storms and High Winds Mar 17-22	IA	0	0	N/A
			PA	30 (+4)	26 (+5)	4/6 – TBD



FEMA

Declaration Approved – Massachusetts

Declaration Type: Major Disaster – FEMA-4651-DR-MA
Requested: Mar 29, 2022

Approved: Apr 18, 2022

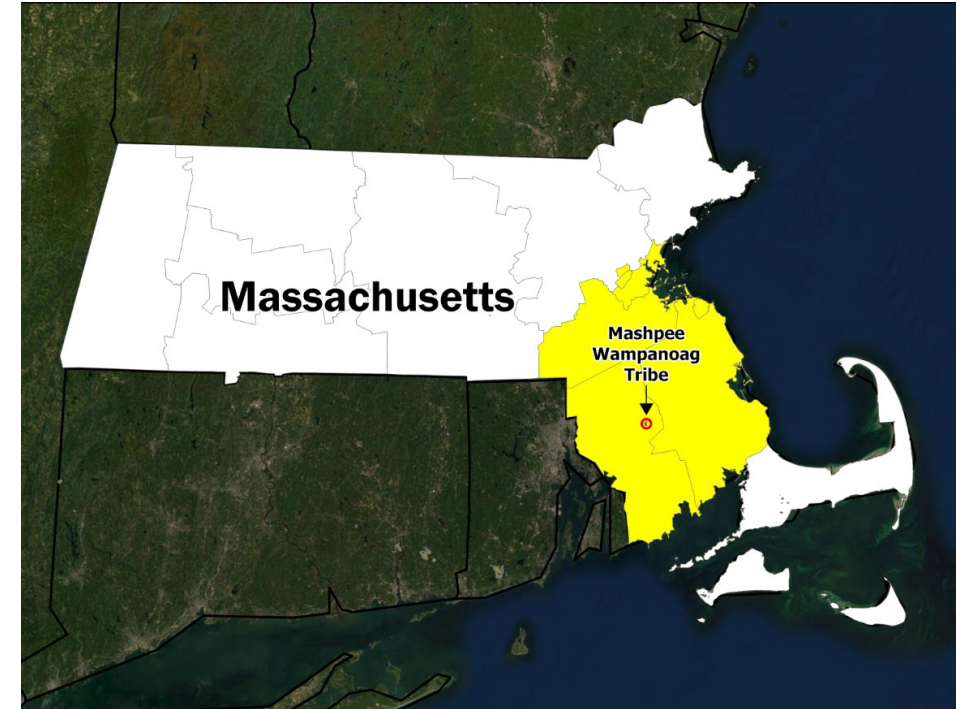
Incident: Severe Winter Storm and Snowstorm

Incident Period: Jan 28-29, 2022

Provides:

- **PA:** 4 counties and Mashpee Wampanoag Tribe
- **Snow Assistance:** 4 counties and Mashpee Wampanoag Tribe for a period of 48 hours
- **Hazard Mitigation:** For the entire Commonwealth

FCO: William F. Roy



■ PA



FEMA

National Watch Center

Declaration Requests in Process – 2

State / Tribe / Territory – Incident Description	Type	IA	PA	HM	Requested
FL – Severe Storms, Straight-line Winds, and Tornadoes (Appeal)	DR	X			Feb 24
MA – Severe Winter Storm - APPROVED	DR		X	X	Mar 29
RI – Severe Winter Storm and Snowstorm	DR		X	X	Apr 12



FEMA

FEMA Common Operating Picture

FEMA HQ

NWC	NRCC
Monitoring	Level III

FEMA REGIONS

Watch	RRCC
Monitoring	I Rostered
Monitoring	II Level III
Monitoring	III Rostered
Monitoring	IV Rostered
Monitoring	V Rostered
Monitoring	VI Rostered
Monitoring	VII Rostered
Monitoring	VIII Rostered
Monitoring	IX Rostered
Monitoring	X Rostered

Notes:

NRCC & RRCCs:
COVID-19

STATE EOCs:
 NJ: Remnants of Ida
 PR: Earthquake Recovery
 DE & IA: Avian Influenza
 KY, TN, TX, & IA: Severe Weather
 TN, NM & KS: Wildfire Activity
 WA: Winter Storms & Flooding
 GA: Supply Chain Disruptions
 *All other state activations are for COVID-19

Major Disasters (DR): 57

Emergency Disasters (EM): 10

★ JFOs: 14 / VJFOs: 10

● Staging Area

■ Declared County (non-COVID-19 Declarations)

■ Fully Activated

■ Partially Activated

■ Monitoring

As of 8:00 a.m. ET April 19, 2022
Created by FEMA NWC

Surge Capacity Force

Rostered Members: 7,880

Team Status	US&R >66%	MERS > 66%	FCOs ≤ 1 Type I	IM WORKFORCE
Assigned:	28	36	56	13,840 (+8)
Unavailable:	7	0	2 (+2)	3,801 (+24)
Deployed:	0	0	47 (-1) (22 FCOR)	5,131 (+7)
Available:	21	36	7 (-1)	35% (-1) / 4,908 (-23)

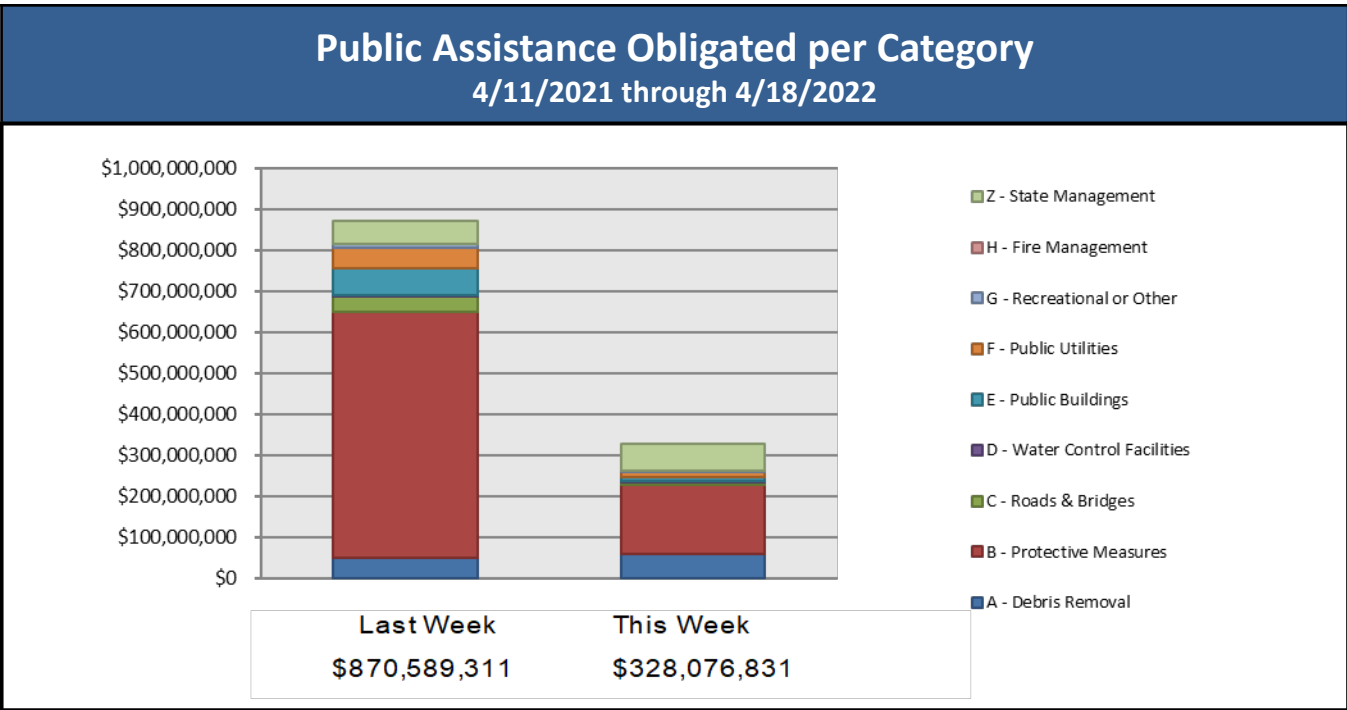
IM CADRE AVAILABILITY SUMMARY

Cadres with 25% or Less Availability

Civil Rights: 25% (28/112); **Disability Integration:** 18% (12/66); **Field Leadership:** 16% (23/145); **Hazard Mitigation:** 25% (327/1,331); **Human Resources:** 22% (39/177); **Interagency Recovery Coordination:** 23% (68/296); **Operations:** 25% (96/382); **Public Assistance:** 19% (475/2,519); **Planning:** 18% (88/486)

Public Assistance Grant Program

PA Project Worksheets Obligated in past week, as of 04/18/22 at 1500 EDT										
PA Category	Emergency Work		Permanent Work							Total
	A - Debris Removal	B - Protective Measures	C - Roads & Bridges	D - Water Control Facilities	E - Public Buildings	F - Public Utilities	G - Recreational or Other	H - Fire Management	Z - State Management	
Number Of PWs Obligated	115	311	185	15	118	75	40	0	59	918
Federal Share Obligated	\$58,609,092.88	\$167,515,591.78	\$8,358,124.82	\$2,013,752	\$10,327,160.55	\$11,216,372.49	\$2,867,350.79	\$0	\$67,169,385.38	\$328,076,830.82



COVID-19 Obligated
as of 4/18/2022

- Total Public Assistance Obligated: \$43,735,609,902

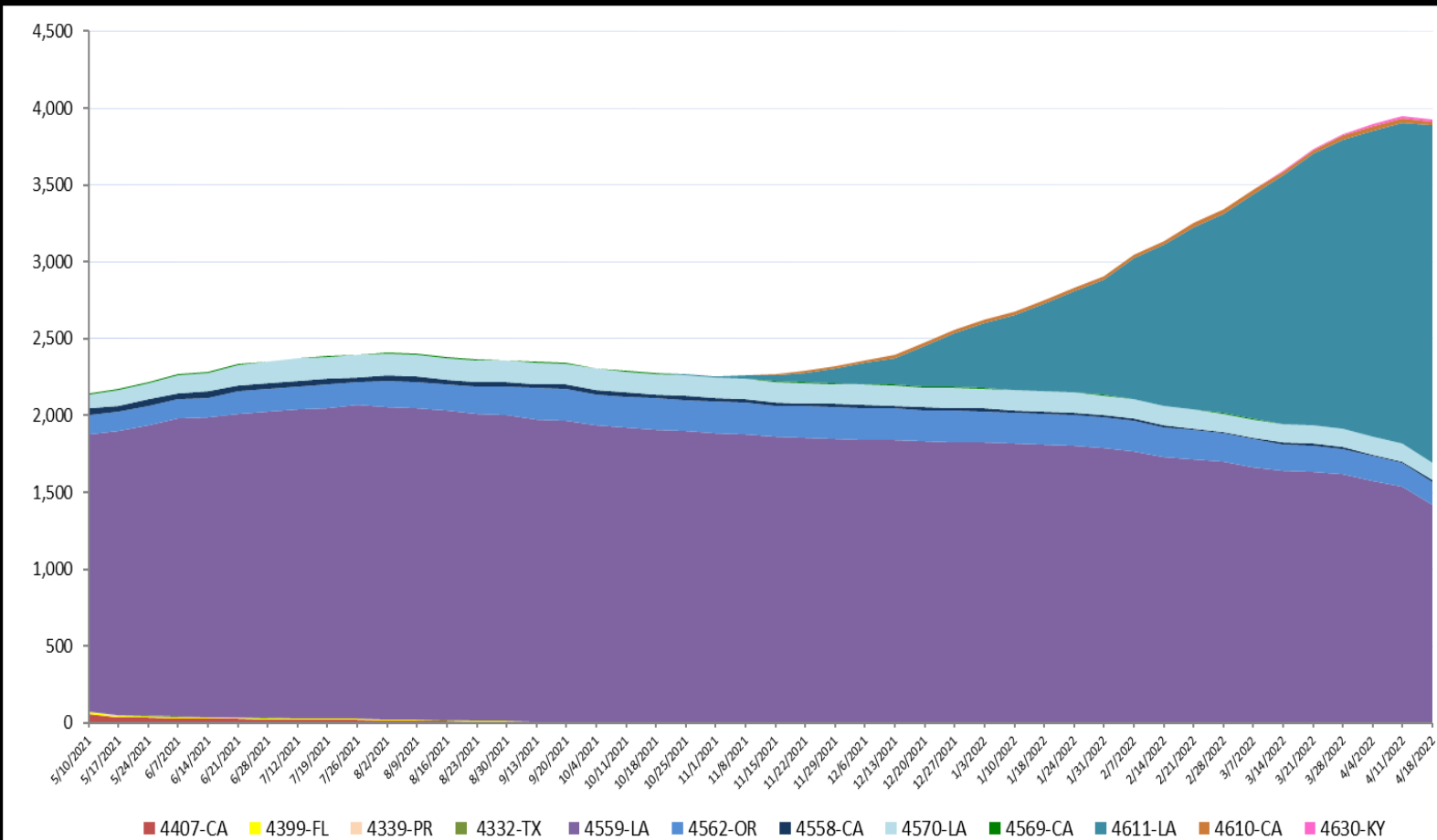
This Week's PA Highlights

- In 4534-ID
\$ 80 Million obligated for Category B –Protective Measures
- In 4085-NY
\$64 Million obligated for Category Z - State Management
- In 4480-NY
\$ 19 Million obligated for Category B –Protective Measures

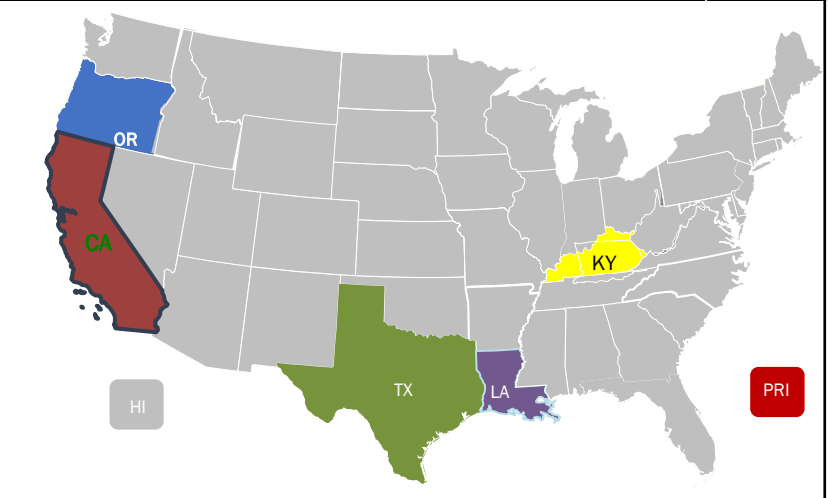
Direct Housing

Total Households in FEMA Direct Housing per State

Past Year per Week, 5/10/2021 – 4/18/2022. There are currently **3,929** Households Occupying **3,942** Temporary Units.



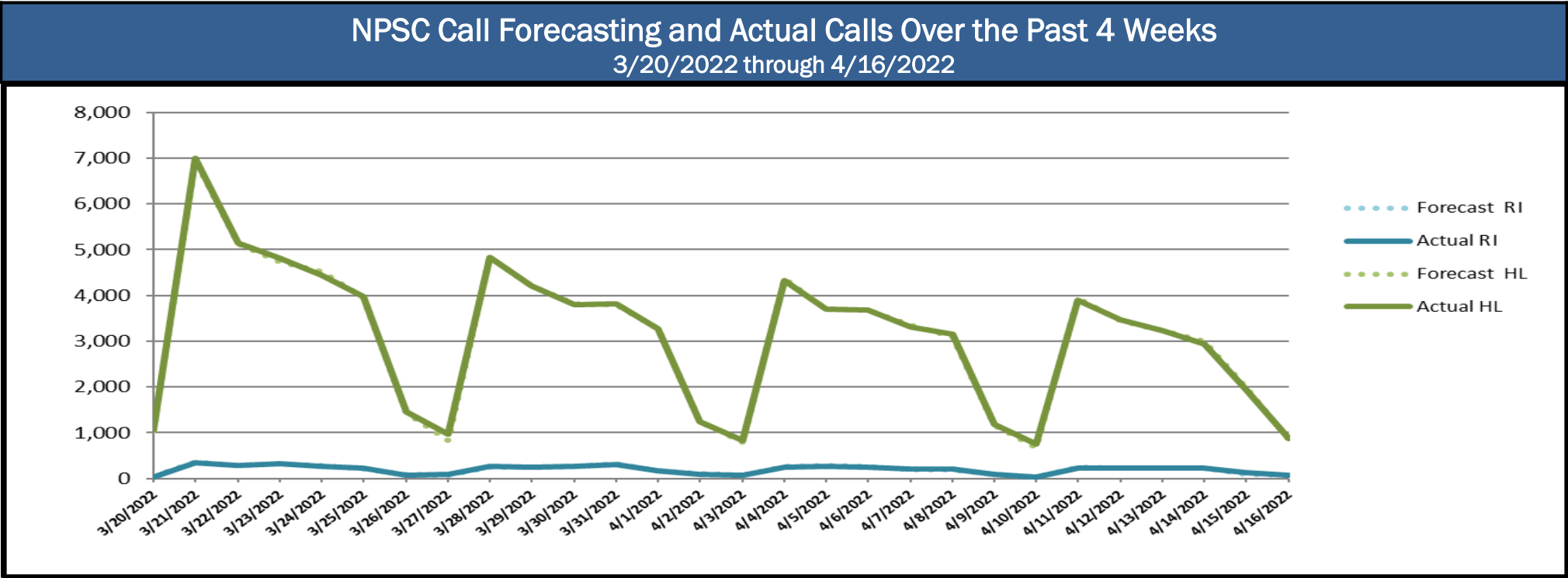
DR	IA Declaration Date	Program End Date	Current # of Households in Direct Housing (Weekly Change)
4630-KY	12/12/2021	6/13/2023	20 (0)
4611-LA	8/29/2021	2/28/2023	2193 (105)
4610-CA	8/24/2021	2/24/2023	23 (-1)
4570-LA	10/16/2020	4/16/2022	112 (-3)
4569-CA	10/16/2020	4/16/2022	2 (-1)
4562-OR	9/15/2020	3/15/2022	150 (-2)
4559-LA	8/28/2020	2/28/2022	1417 (-120)
4558-CA	8/22/2020	2/22/2022	9 (-1)
4339-PR	9/20/2017	9/20/2019	1 (0)
4332-TX	8/25/2017	8/25/2019	2 (0)



States with Currently Occupied Units

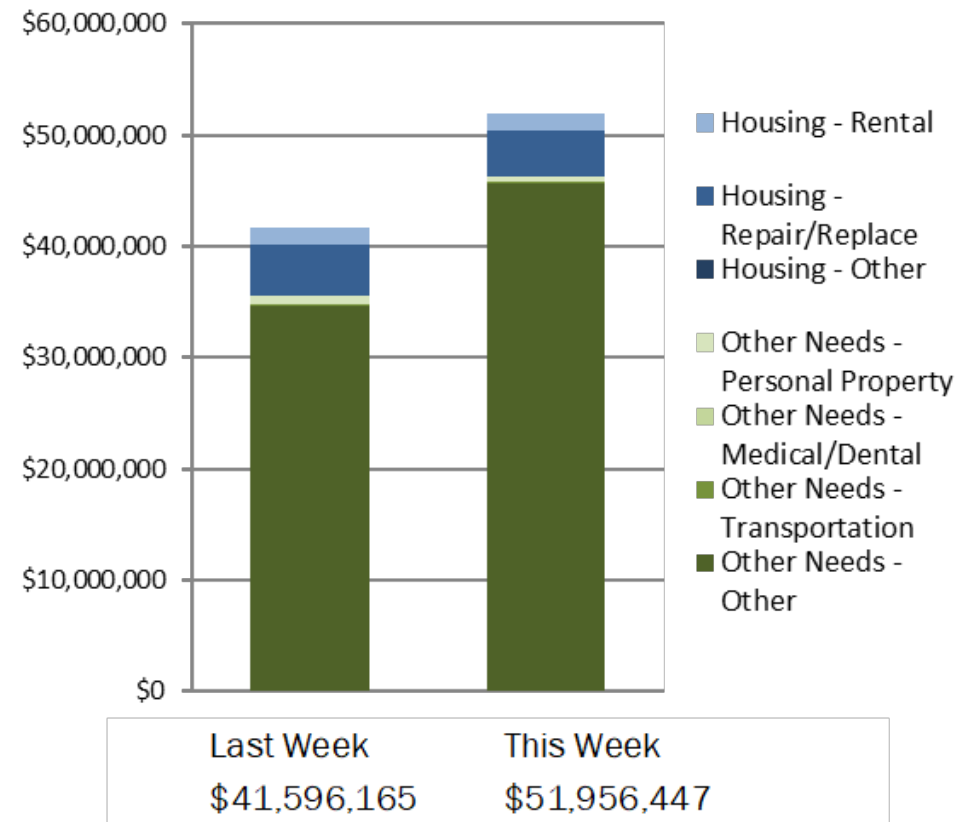
NPSC Call Activity

NPSC Call Activity in the Past Week		
4/10/2022 through 4/16/2022		
Call Type	Projected Calls	Actual Calls
Registration Intake:	1,126	1,160
Helpline:	17,138	17,114
Combined:	18,264	18,274



Individual Assistance Activity

IHP Approved per Category in the Past
2 Weeks – 4/4/2022 through 4/18/2022



FEMA



FEMA

Helping people before, during, and after disasters.



Scan to subscribe to this briefing.