

FEMA National Watch Center

Daily Operations Briefing

Monday, April 17, 2023

8:30 a.m. ET



FEMA

National Current Ops / Monitoring

New Significant Incidents / Ongoing Ops

- No significant incidents / operations

Hazard Monitoring

- Heavy snow – Upper Mississippi Valley and Great Lakes

Disaster Declaration Activity

- Approved: Major Disaster Declaration – Indiana

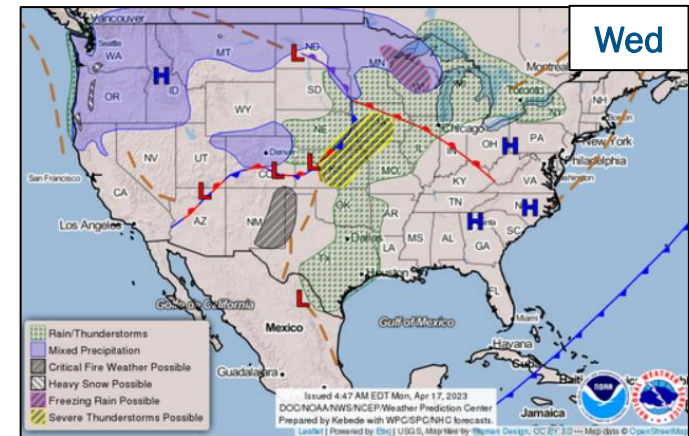
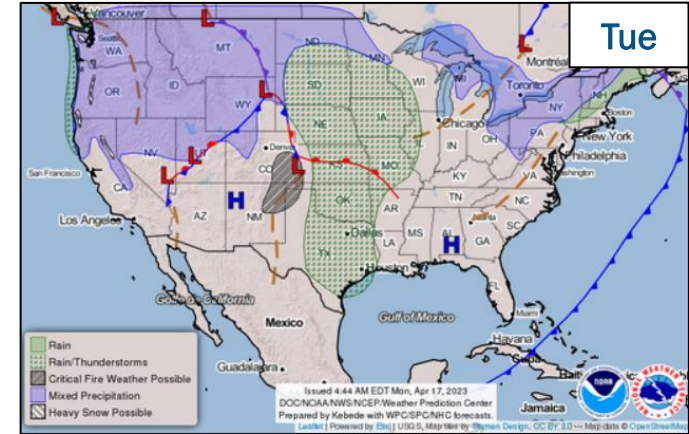
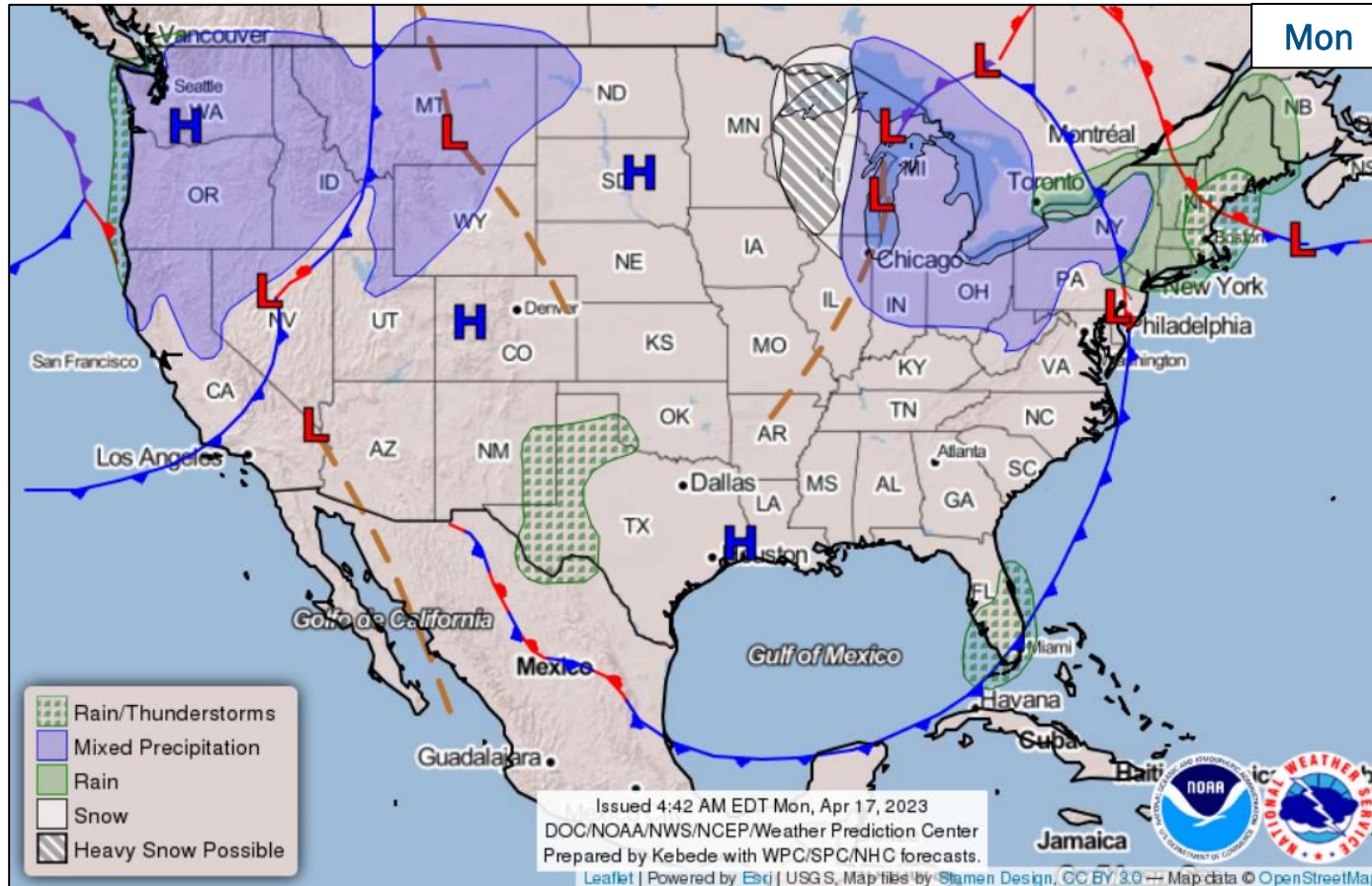
Event Monitoring

- 127th Boston Marathon



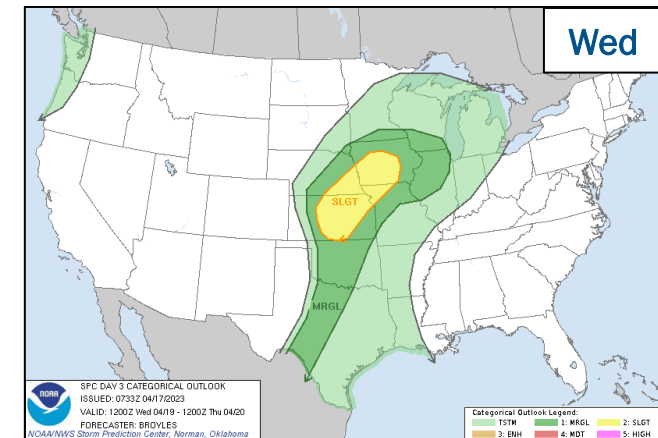
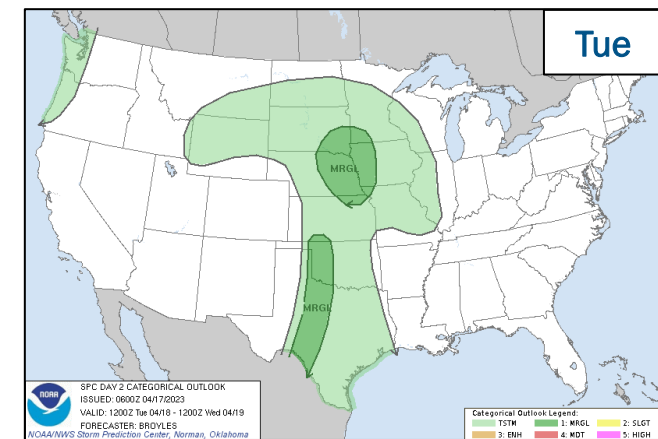
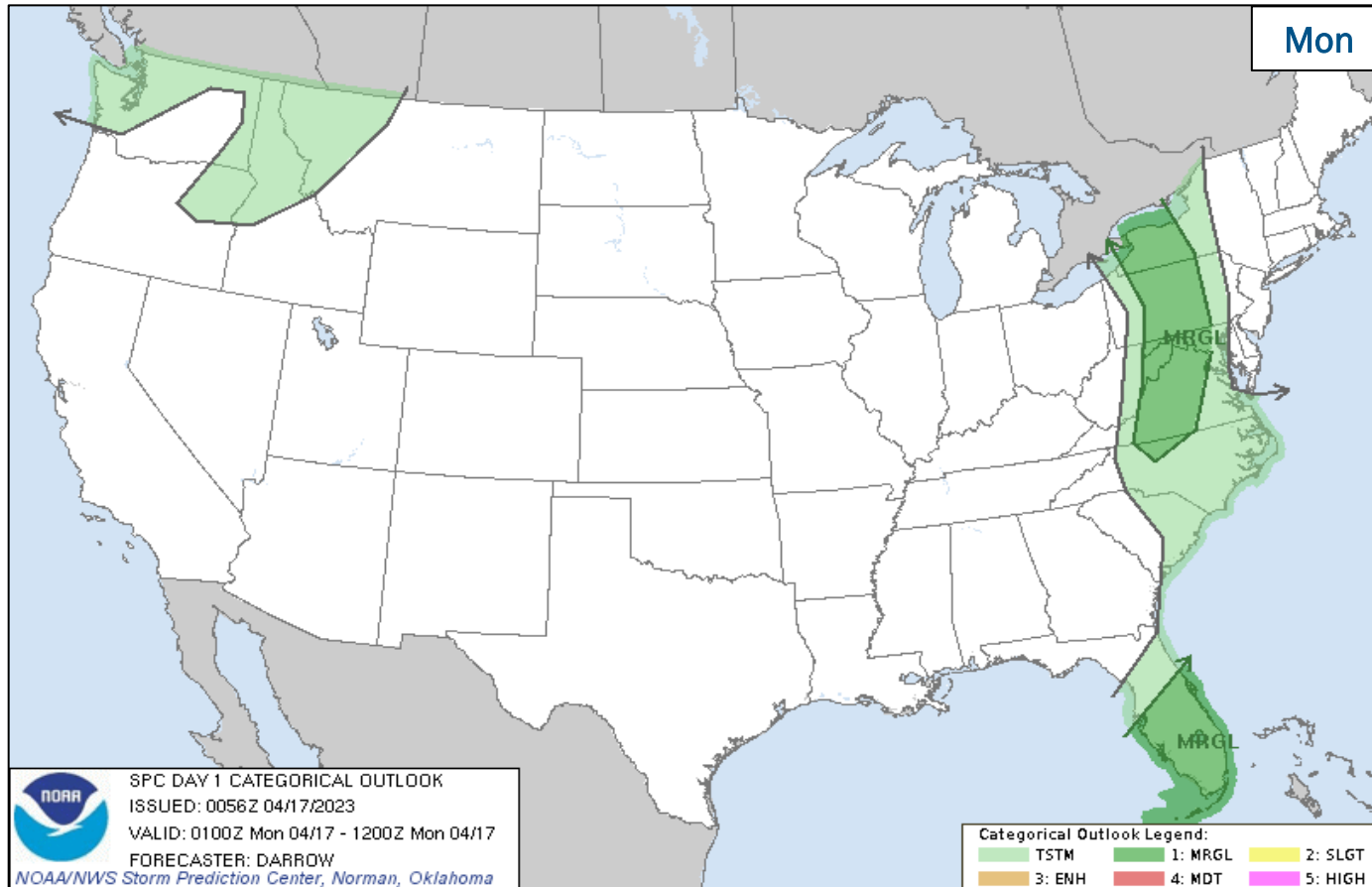
FEMA

National Weather Forecast



FEMA

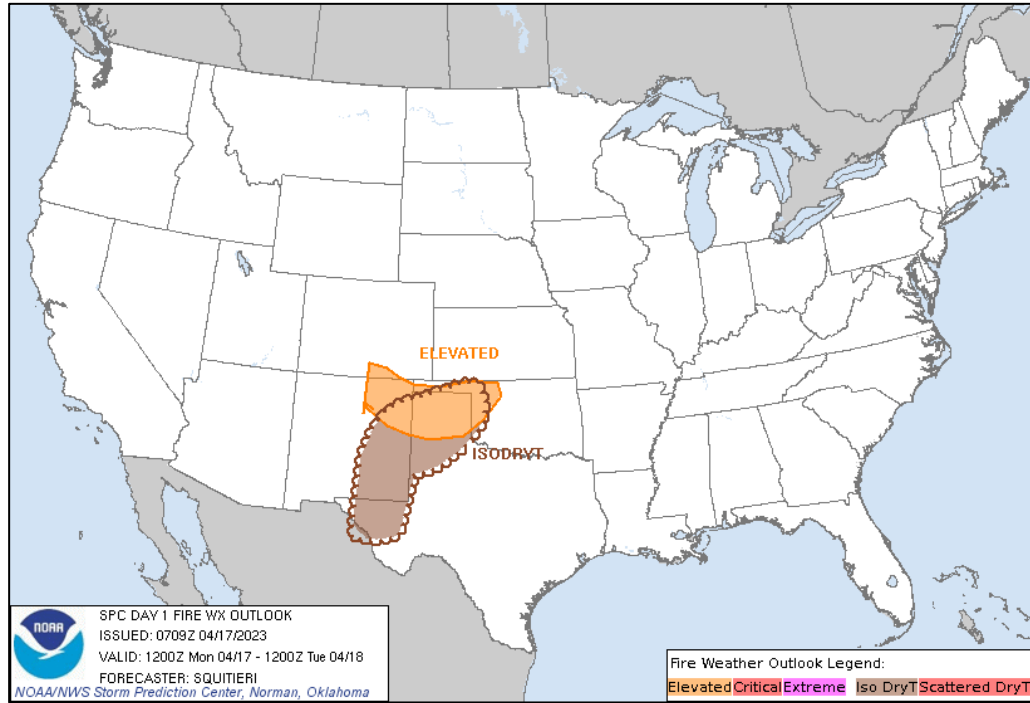
Severe Weather Outlook



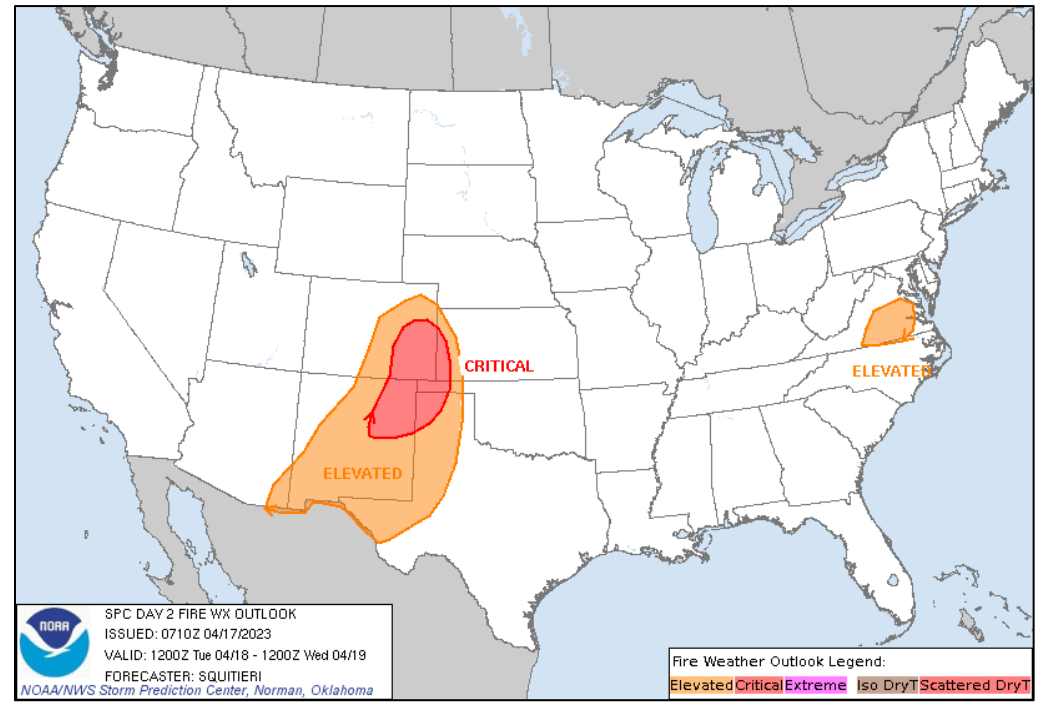
FEMA

National Watch Center

Fire Weather Outlook



Today



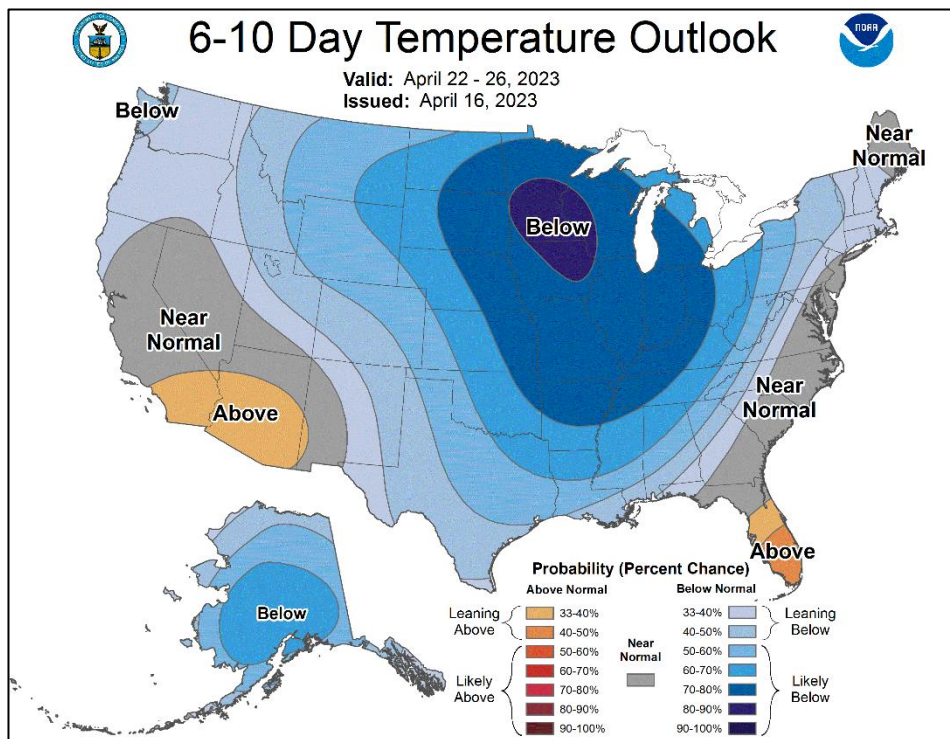
Tomorrow



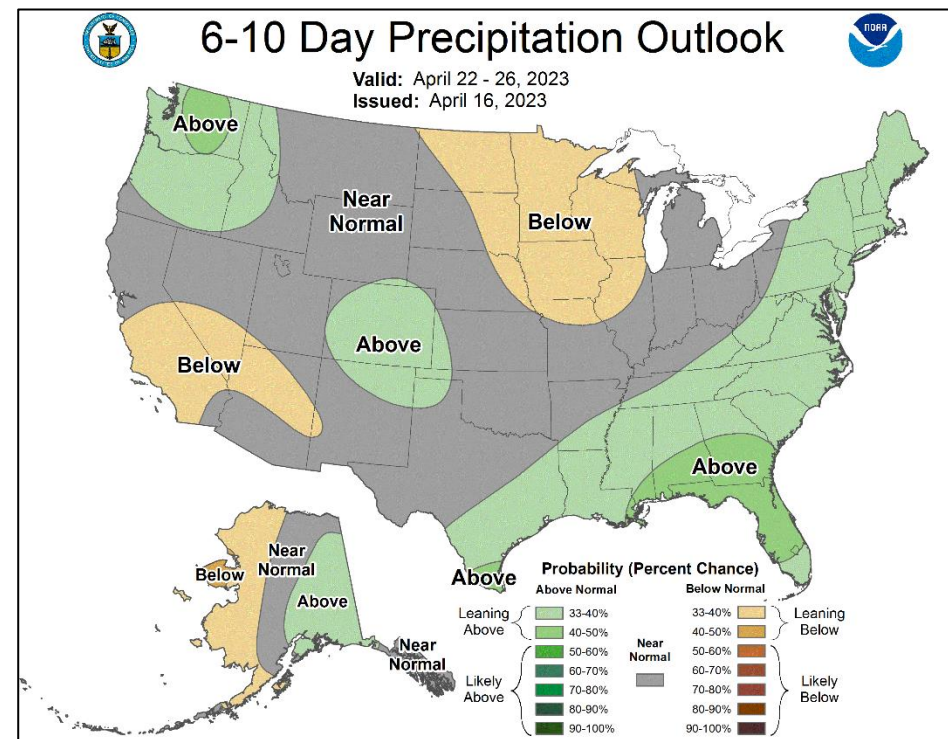
FEMA

National Watch Center

Long Range Outlooks – Apr 22-26



6-10 Day Temperature Probability



6-10 Day Precipitation Probability




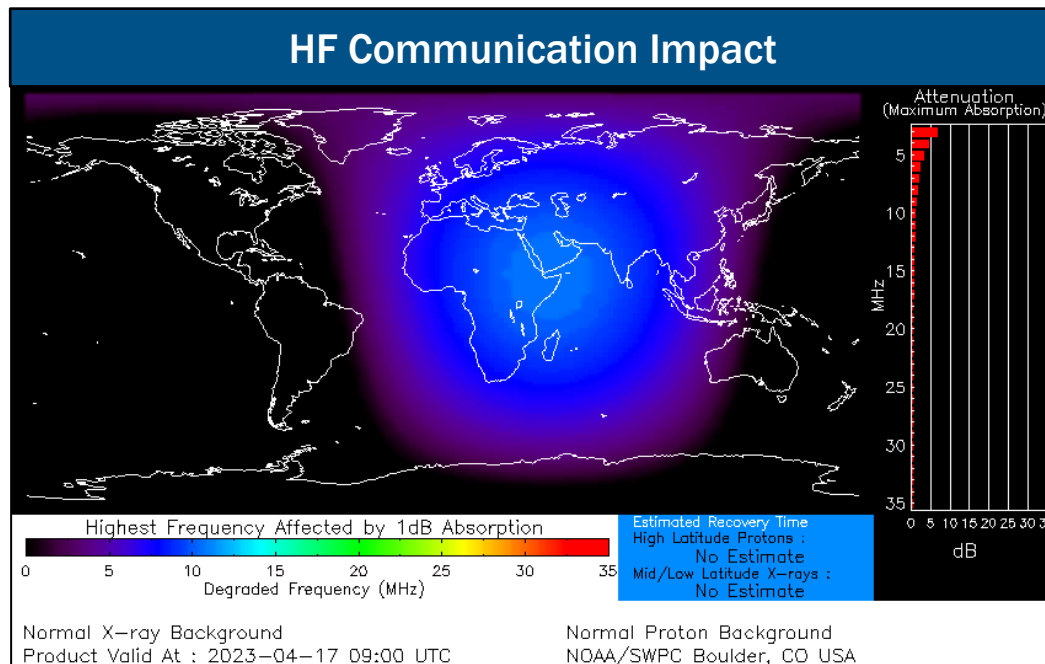
FEMA

National Watch Center

Space Weather Outlook

	Space Weather Activity	Geomagnetic Storms	Solar Radiation	Radio Blackouts
Past 24 Hours	None	None	None	None
Next 24 Hours	None	None	None	None

For further information on NOAA Space Weather Scales refer to: <http://www.swpc.noaa.gov/noaa-scales-explanation>
 For further information on Sunspot Activity refer to: <https://www.swpc.noaa.gov/phenomena/sunspotssolar-cycle>



FEMA

FEMA Common Operating Picture

10 + **8** + **59** + **7** + **7** + **12**
 Joint Field Offices Virtual Joint Field Offices Supporting Major Disasters Emergency Declarations Direct Housing Missions RSF-Supported Disasters

FEMA HQ		
NWC	NRCC	
Monitoring	Rostered	
FEMA REGIONS		
Watch	RRCC	
Monitoring	I	Rostered
Monitoring	II	Rostered
Monitoring	III	Rostered
Monitoring	IV	Rostered
Monitoring	V	Rostered
Monitoring	VI	Rostered
Monitoring	VII	Rostered
Enhanced	VIII	Rostered
Monitoring	IX	Rostered
Monitoring	X	Rostered
Notes:		
RWC/RRCC: • Region VIII: Day shift (flooding)	State EOCs: • KS/NE/NJ/OK: Wildfire Activity • DC: 1 st Amendment Activities • AL/IL/KS/MS/OK/TN: Severe Weather • FL: TC Ian • CA/MT/ND/NM/NV/UT: Flooding • TX: Ongoing Operations • CO: Avian Influenza, Public Health Support, and Suncor Refinery • AZ/CO: SW Border Coordination • WY: Winter Weather • AS: Seismic Activity • CA/CNMI/GU/MD/NV/WV: COVID Support	
Surge Capacity Force		
Rostered 7,340	Deployed 0	

N-IMATs	
2-4 Teams Available	
Red	
White	
Blue	
Gold	
R-IMATs	
4 - 6 Teams Available	
I	NH
II	Personnel
III	
IV-1	MS
IV-2	TN
V	IN
VI-1	AR
VI-2	
VII	
VIII	
IX-1	CA
IX-2	CA
X	1

REGIONAL BREAKDOWN			
	JFO/VJFO	DR	EM
I	1/0	6	0
II	1/2	4	1
III	1/0	3	0
IV	4/1	12	2
V	0/1	4	0
VI	1/1	4	3
VII	0/0	0	0
VIII	0/1	5	0
IX	0/1	10	1
X	2/1	11	0

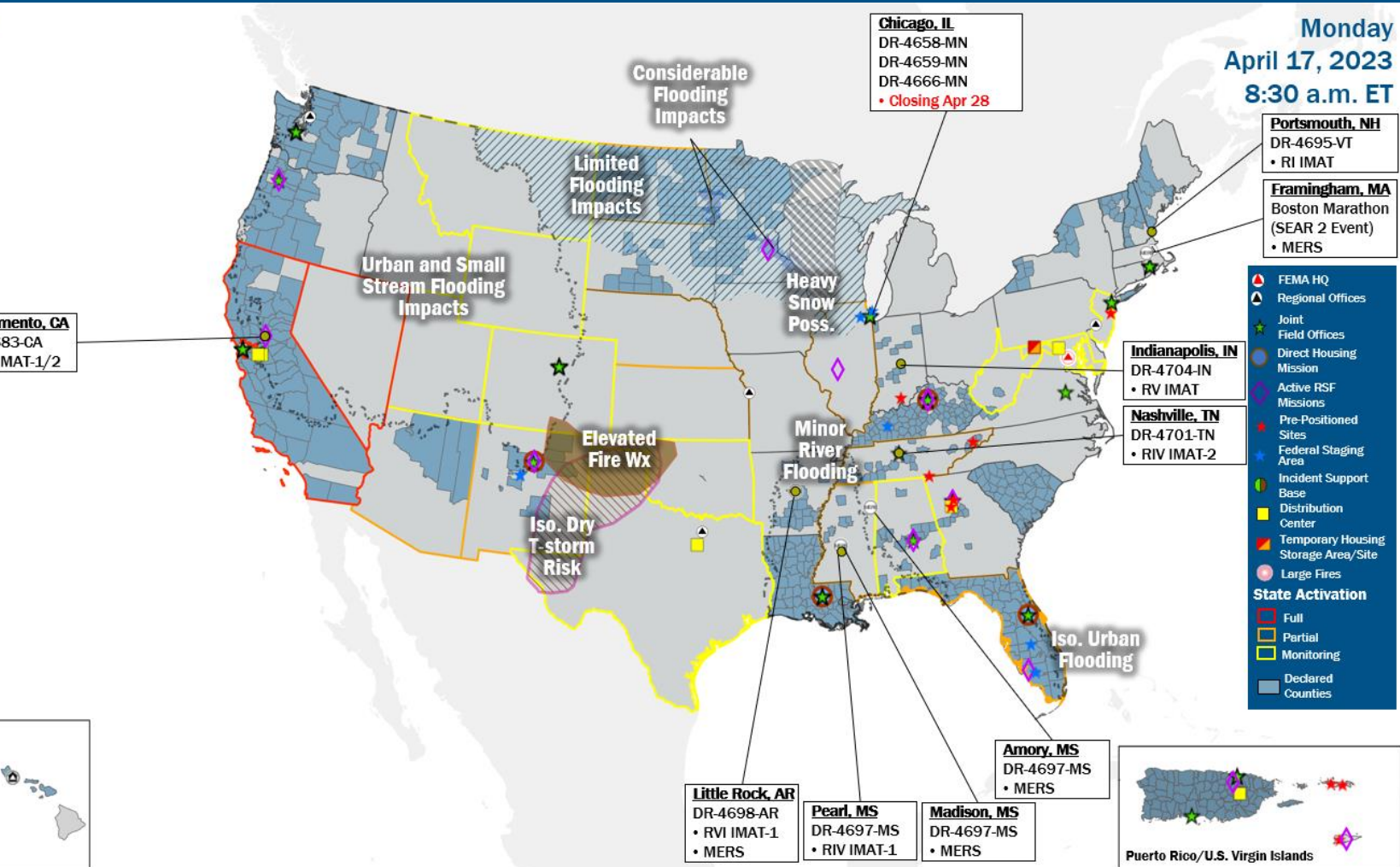
Alaska
Sacramento, CA
DR-4683-CA
• RIX IMAT-1/2

Northern Mariana Islands

Guam

American Samoa

Hawaii



IM Workforce

13,418 Assigned
 4,259 (-27) Unavailable
 5,697 (+1) Deployed

26% / 3,462 (+26) Available

IM Cadre Availability ≤ 25% Availability

Civil Rights: 13% (16/126); Disaster Field Training Operations: 24% (22/92); Disability Integration: 5% (3/59); External Affairs: 21% (103/495); Environmental Planning and Historic Preservation: 14% (112/827); Field Leadership: 15% (21/139); Hazard Mitigation: 12% (148/1,211); Human Resources: 5% (8/164); Interagency Recovery Coordination: 22% (65/300); Operations: 17% (62/356); Public Assistance: 12% (251/2,165); Planning: 13% (58/448); Safety: 4% (3/79); Security: 19% (27/144)

MERS ≥ 66%

36 Assigned
 0 Unavailable
 3 Deployed

33 Available

US&R ≥ 66%

28 Assigned
 2 Unavailable
 0 Deployed

26 Available

FCO ≤ 1 Type I

48 Assigned
 5 Unavailable
 36 (25 FCOR) Deployed

7 Available

Joint Preliminary Damage Assessments

Region	State / Location	Incident	IA	Number of Counties		Start - End
			PA	Requested	Complete	
I	NH	Snow Storm Mar 13-15	IA	0	0	N/A
			PA	3	0	4/10 - TBD
II	NY	Severe Winter Storm Dec 23-25	IA	0	0	N/A
			PA	7	5	1/24 - TBD
IV	AL	Severe Storms Mar 24-27	IA	5	2	4/12 - TBD
			PA	10	10	4/12 - 4/14
	GA	Severe Storms and Tornadoes Mar 24-26	IA	2	2	4/4 - 4/12
			PA	12	0	4/17 - TBD
VI	TX	Winter Storm Jan 29 and continuing	IA	0	0	N/A
			PA	29	18	3/6 - TBD
IX	CA	Severe Weather and Flooding Mar 9 and continuing	IA	9	9	3/18 - TBD
			PA	39	19	3/18 - TBD
	Hoopa Valley Tribe	Severe Widespread Flooding Feb 14-Mar 5	IA	1	0	3/24 - TBD
			PA	1	1	3/24 - 3/25



FEMA

Declaration Approved – Indiana

Declaration Type: Major Disaster – FEMA-4704-DR-Indiana

Date Requested: April 6 & 14, 2023

Date Approved: April 15, 2023

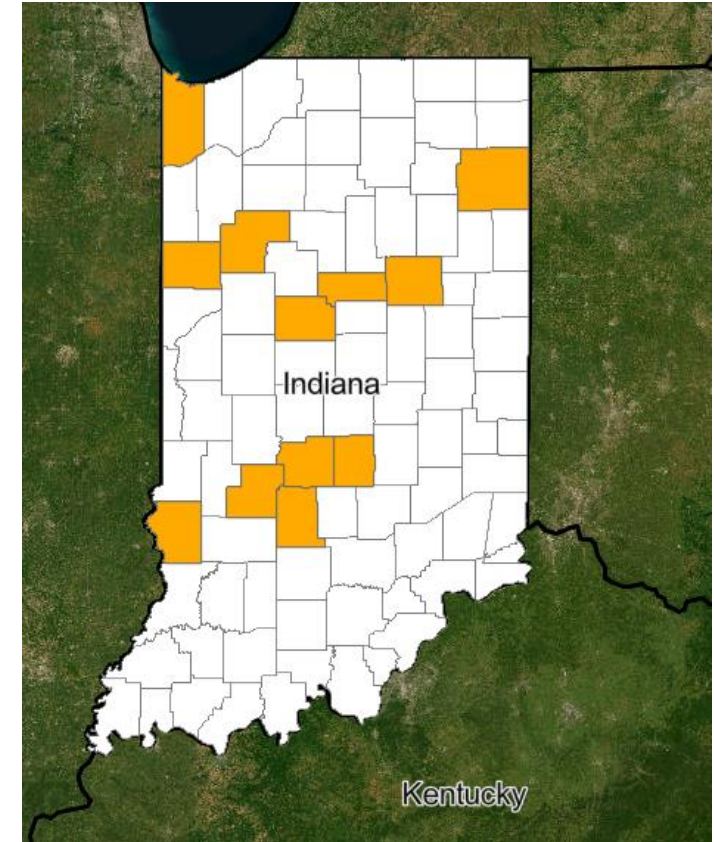
Incident: Severe Storms, Straight-line Winds, and Tornadoes

Incident Period: March 31 to April 1, 2023

Provides:

- **IA:** 12 counties

FCO: Brian F. Schiller



■ IA



FEMA

National Watch Center

Declaration Requests in Process – 7

State / Tribe / Territory – Incident Description	Type	IA	PA	HM	Requested
Choctaw Nation of Oklahoma – Tornadoes	DR		X	X	Jan 3
TX – Severe Winter Storm	DR		X	X	Feb 21
CA – Heat Dome and Wildfires (Appeal)	DR		X	X	Mar 5
ND – Severe Winter Storm	DR		X	X	Mar 21
KY – Severe Storms, Straight-line Winds, Flooding, Landslides, and Mudslides	DR		X	X	Mar 27
IL – Severe Storms, Straight-line Winds, & Tornadoes	EM		X		Apr 5
Hoop Valley Tribe – Severe Winter Storms, Snowstorm, and Mudslides	DR	X	X	X	Apr 5
Indiana – Severe Storms, Straight-line Winds, Tornadoes, and Flooding - APPROVED	DR	X	X	X	Apr 6



FEMA



FEMA

Helping people before, during, and after disasters.



Scan to subscribe to this briefing.