

FEMA National Watch Center

Daily Operations Briefing

Wednesday, April 16, 2025

8:30 a.m. ET



FEMA

National Current Ops / Monitoring

New Significant Incidents / Ongoing Ops

- No new significant incidents / operations

Hazard Monitoring

- Heavy Snow – Northern Plains
- Critical Fire Weather – Southwest
- Severe Weather – Central Plains
- Space Weather – Geomagnetic Storms (G3)

Disaster Declaration Activity

- Request: Major Disaster Declaration – KS

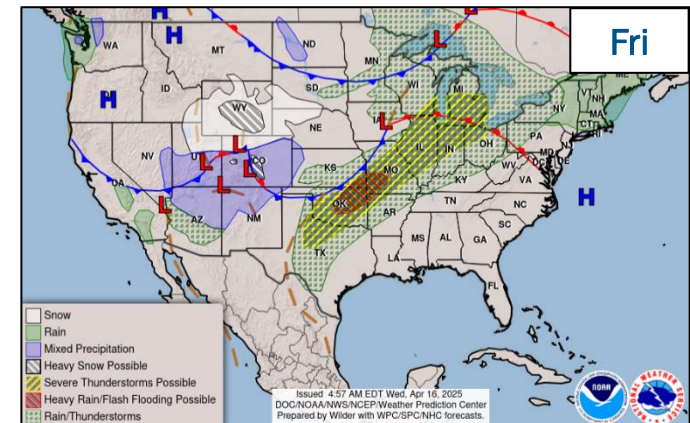
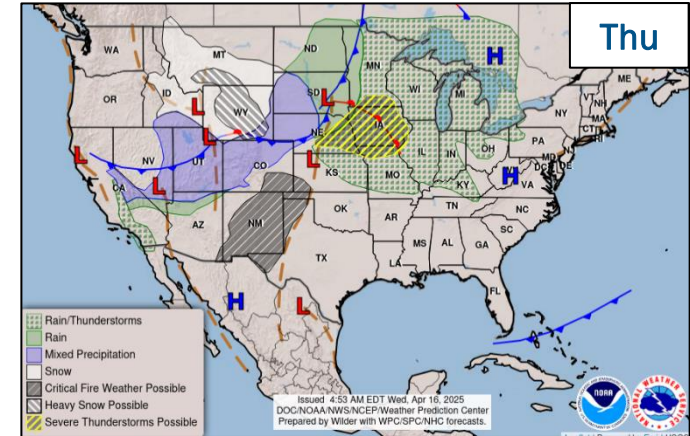
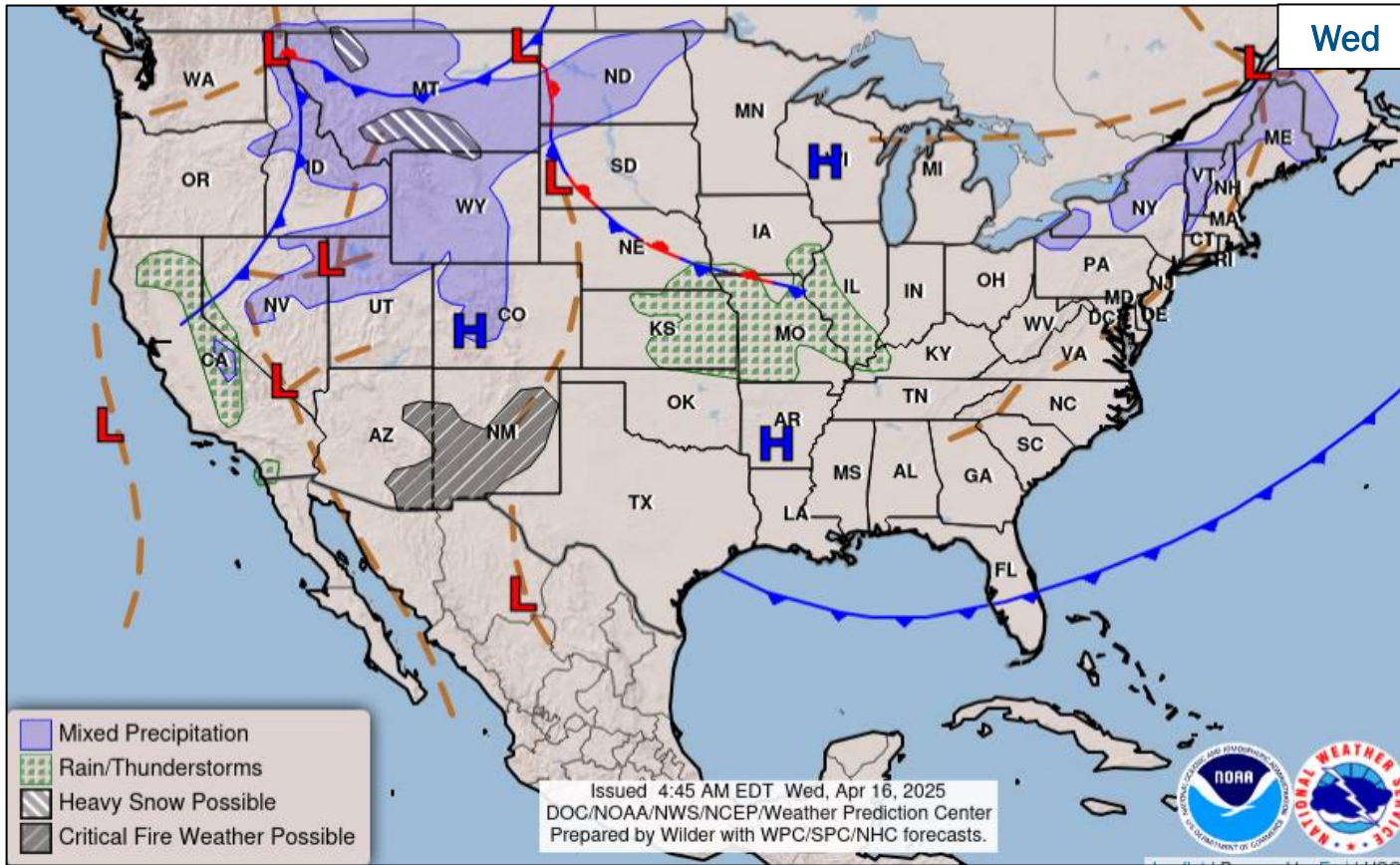
Event Monitoring

- No new significant events



FEMA

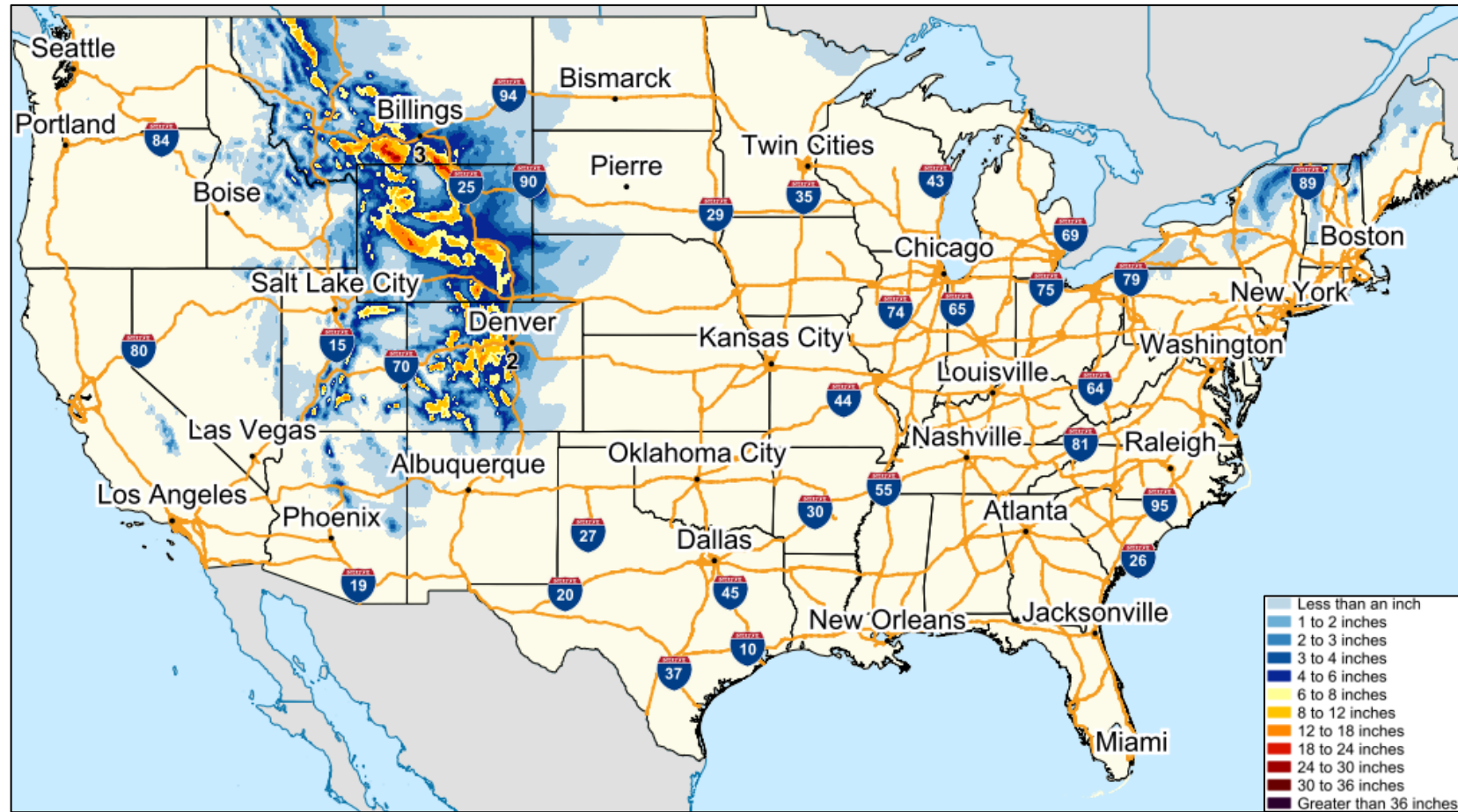
National Weather Forecast



FEMA

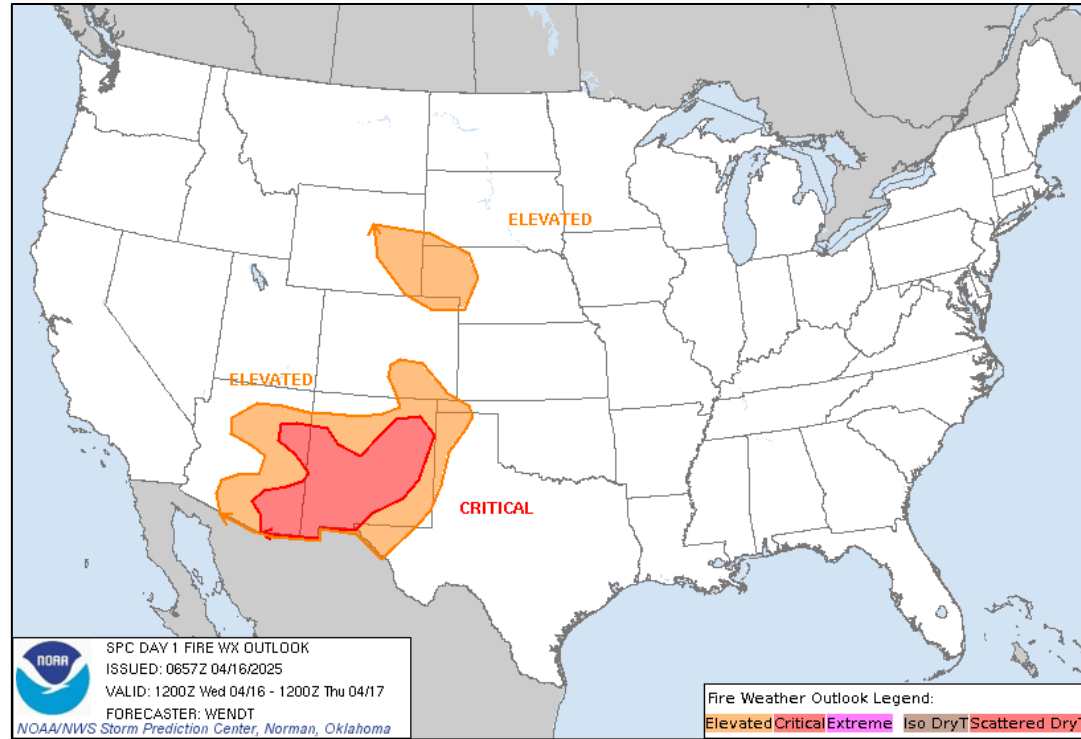
National Watch Center

Snowfall Forecast

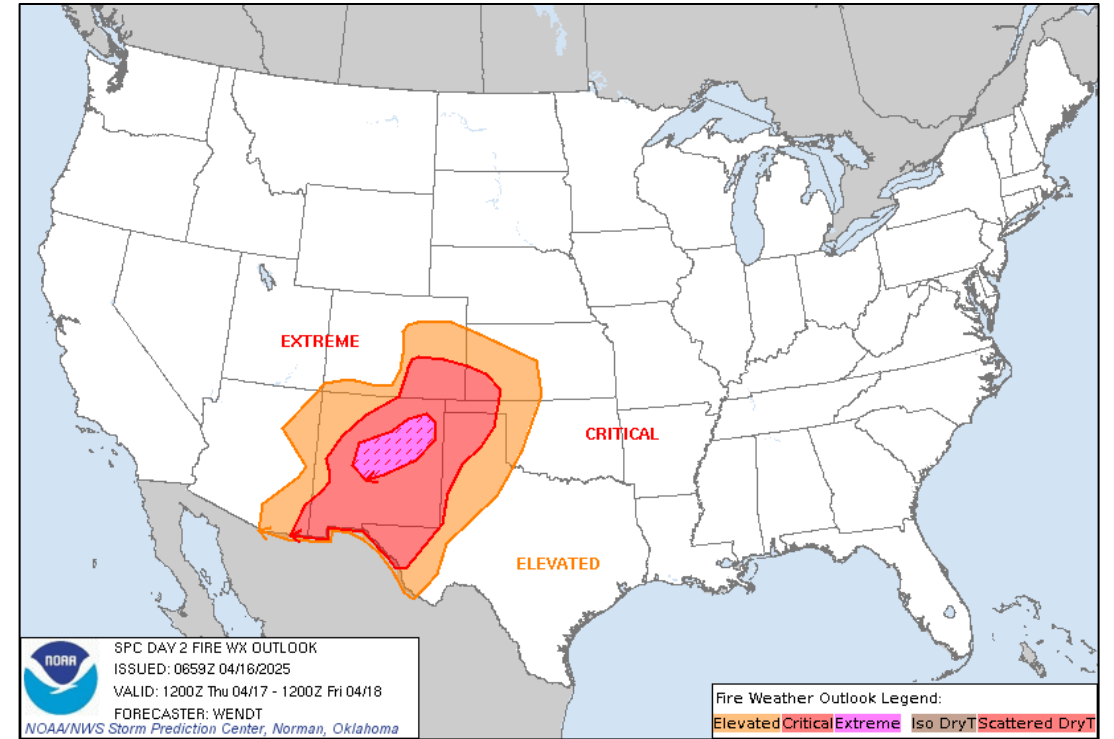


FEMA

Fire Weather Outlook



Today



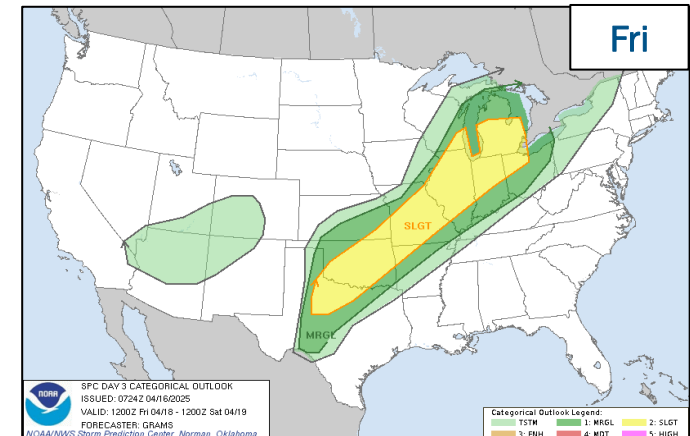
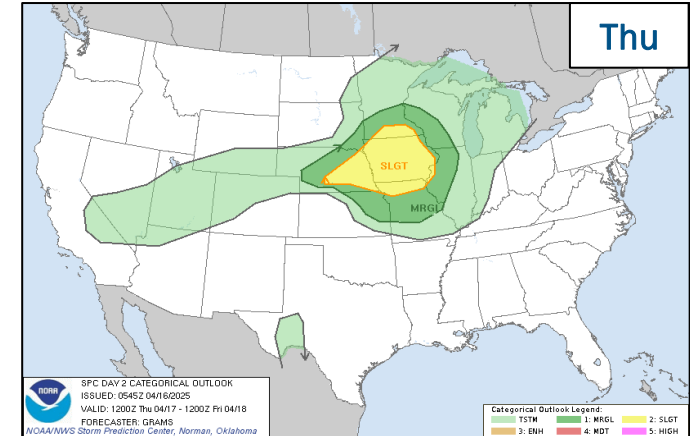
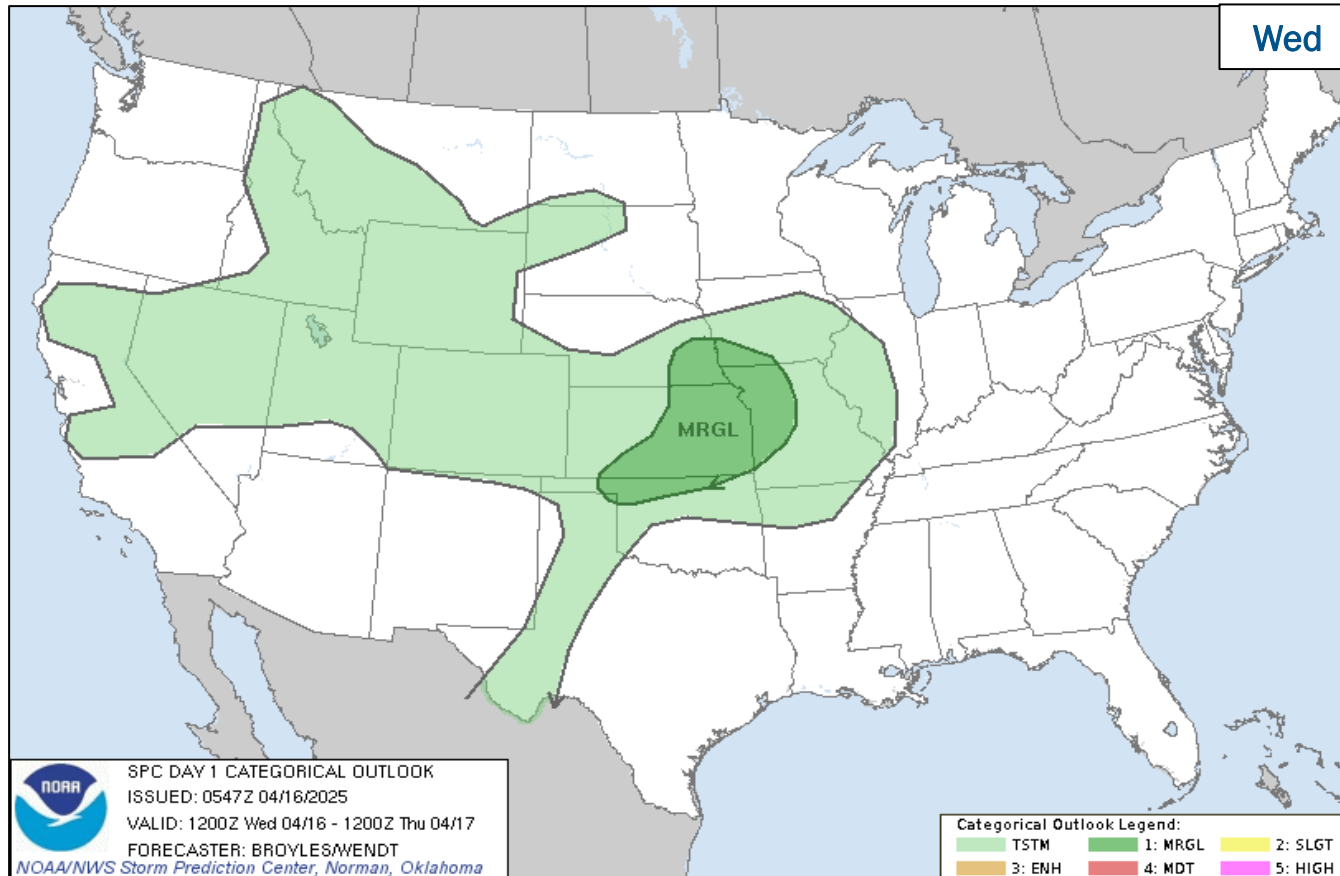
Tomorrow



FEMA

National Watch Center

Severe Weather Outlook




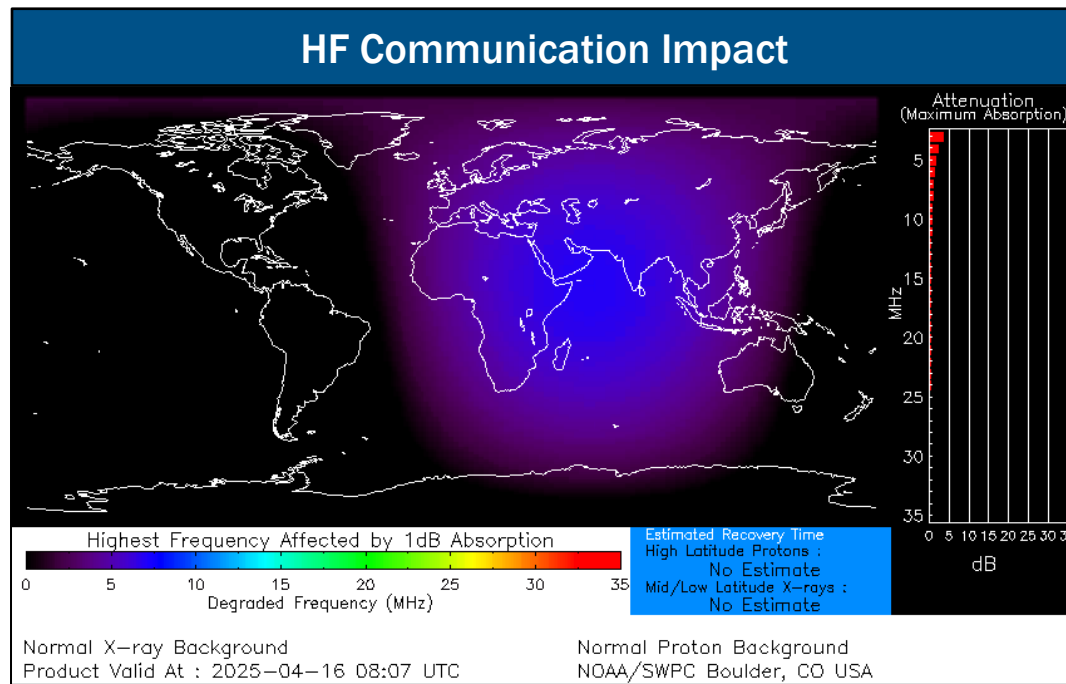
FEMA

National Watch Center

Space Weather Outlook

Minor	Space Weather Activity	Geomagnetic Storms	Solar Radiation	Radio Blackouts
Past 24 Hours	Moderate	G2	None	R1
Next 24 Hours	Strong	G3	None	R1

For further information on NOAA Space Weather Scales refer to: <http://www.swpc.noaa.gov/noaa-scales-explanation>
 For further information on Sunspot Activity refer to: <https://www.swpc.noaa.gov/phenomena/sunspotssolar-cycle>



FEMA

FEMA Common Operating Picture

29 Joint Field Offices **87 + 11** Major Disasters **10** Direct Housing Missions **20** RSF-Supported Disasters **6** Joint Recovery Offices

Wednesday
April 16, 2025
8:30 a.m. ET

FEMA HQ	
NWC	NRCC
Monitoring	Steady State
FEMA REGIONS	
Watch	RRCC
Monitoring I	Rostered
Monitoring II	Rostered
Monitoring III	Rostered
Enhanced IV	Rostered
Monitoring V	Rostered
Monitoring VI	Rostered
Monitoring VII	Rostered
Monitoring VIII	Rostered
Monitoring IX	Rostered
Monitoring X	Rostered

N-IMATs	
2-5 Teams Available	
Red	
White	
Blue	
Gold	
HS	DC (Jan 28)

R-IMATs	
4-6 Teams Available	
I	3 / VT (Jan 6)
II	2 / USVI (Oct 30)
III	Reconstituting
IV-1	TN (Apr 4)
IV-2	KY (Feb 16)
V	
VI-1	Reconstituting
VI-2	Personnel
VII	
VIII	KY (Apr 6)
IX-1	CA (Jan 8)
IX-2	CA (Mar 6)
X	1

Notes:

NRCC/RWCs/RRCCs: • R-IV RWC: Flooding	State EOCs: • HI/TX: Wildfires • WV: Winter Storms • AL/FL/IL/KY/MO/MS/TN: Severe Weather • FL/NC: Previous Incidents • OR: Flooding • ID: Potential Flooding • MI: Ice Storm
--	--

Volunteer Force	
Rostered 7,974	Deployed 1
Surge Capacity Force	
Rostered 8,799	Deployed 0

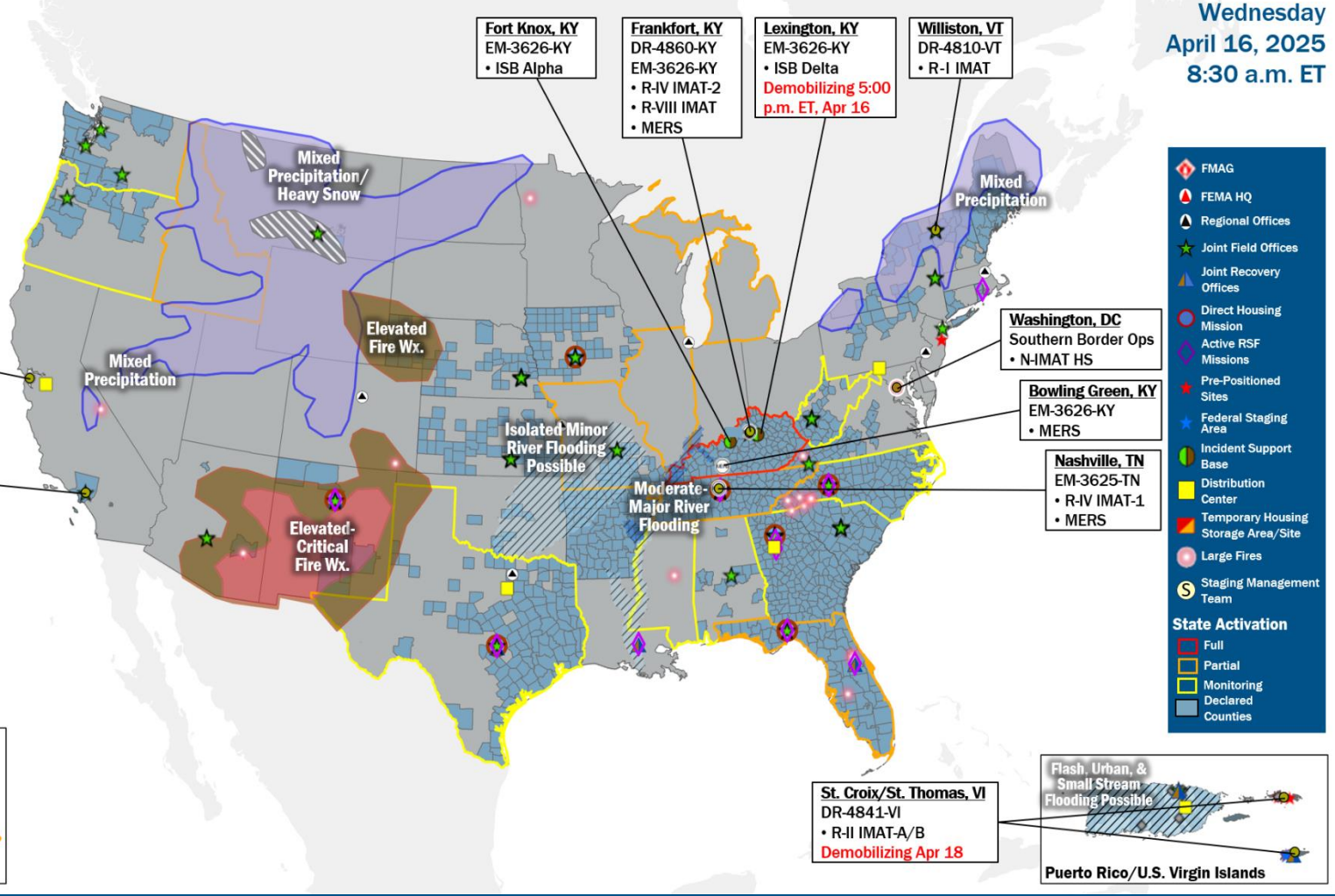
Fully Mission Capable (FMC)
Partially Mission Capable (PMC)
Not Mission Capable (NMC)
Deployed

REGIONAL BREAKDOWN			
	JFO	DR	EM JRO
I	3	10	0 0
II	3	5	0 3
III	2	8	1 0
IV	7	29	9 1
V	0	0	0 0
VI	2	6	1 3
VII	4	14	0 0
VIII	1	1	0 0
IX	2	5	0 0
X	5	9	0 0



Oakland, CA
DR-4482-CA
• R-IX IMAT-2

Pasadena, CA
DR-4856-CA
• R-IX IMAT-1



Legend:

- FMAG
- FEMA HQ
- Regional Offices
- Joint Field Offices
- Joint Recovery Offices
- Direct Housing Mission
- Active RSF Missions
- Pre-Positioned Sites
- Federal Staging Area
- Incident Support Base
- Distribution Center
- Temporary Housing Storage Area/Site
- Large Fires
- Staging Management Team

State Activation:

- Full
- Partial
- Monitoring
- Declared
- Counties

IM Workforce

14,134 Assigned
4,868 (+16) Unavailable
7,019 (-11) Deployed

16% / 2,247 (-5) Available

IM Cadre Availability

19 Cadres ≤ 25% Availability

Civil Rights: 18% (32/179); Disaster Field Training Operations: 23% (23/98); Disability Integration: 13% (5/39); Disaster Survivor Assistance: 22% (288/1,303); External Affairs: 7% (26/396); Environmental Planning and Historic Preservation: 13% (114/883); Field Leadership: 10% (15/143); Financial Management: 18% (41/233); Hazard Mitigation: 11% (129/1,224); Human Resources: 18% (31/177); Individual Assistance: 13% (342/2,652); Interagency Recovery Coordination: 23% (79/342); Information Technology: 19% (138/713); Logistics: 9% (146/1,626); Operations: 16% (60/372); Public Assistance: 13% (292/2,308); Planning: 4% (20/461); Safety: 15% (14/94); Security: 10% (13/136)

MERS

≥ 66%

36 Assigned
0 Unavailable
3 Deployed

33 Available

US&R

≥ 66%

28 Assigned
4 Unavailable
0 Deployed

24 Available

FCO

2 Type I

49 Assigned
3 Unavailable
42 (25 FCOR) Deployed

4 Available

Joint Preliminary Damage Assessments

Region	State / Location	Incident	IA	Number of Counties		Start - End
			PA	Requested	Complete	
IV	TN	Severe Weather and Flooding Apr 2-7	IA	21	12	4/7 - TBD
			PA	21	11	4/7 - TBD
VI	TX	Flooding Mar 26 and continuing	IA	4	0	4/4 - TBD
			PA	0	0	N/A
	AR	Severe Storms, Tornadoes, and Flooding Apr 2	IA	28	8	4/10 - TBD
			PA	43	0	4/14 - TBD
VII	IA	Winter Storm Mar 19	IA	0	0	N/A
			PA	5	4	4/14 - TBD
	MO	Severe Storms, Flooding, and Tornadoes Mar 30 and continuing	IA	20	0	4/15 - TBD
			PA	0	0	N/A
X	OR	Severe Storms Mar 13	IA	3	0	4/7 - TBD
			PA	5	0	4/7 - TBD



FEMA

Declaration Request – Kansas

Declaration Type: Major Disaster Declaration

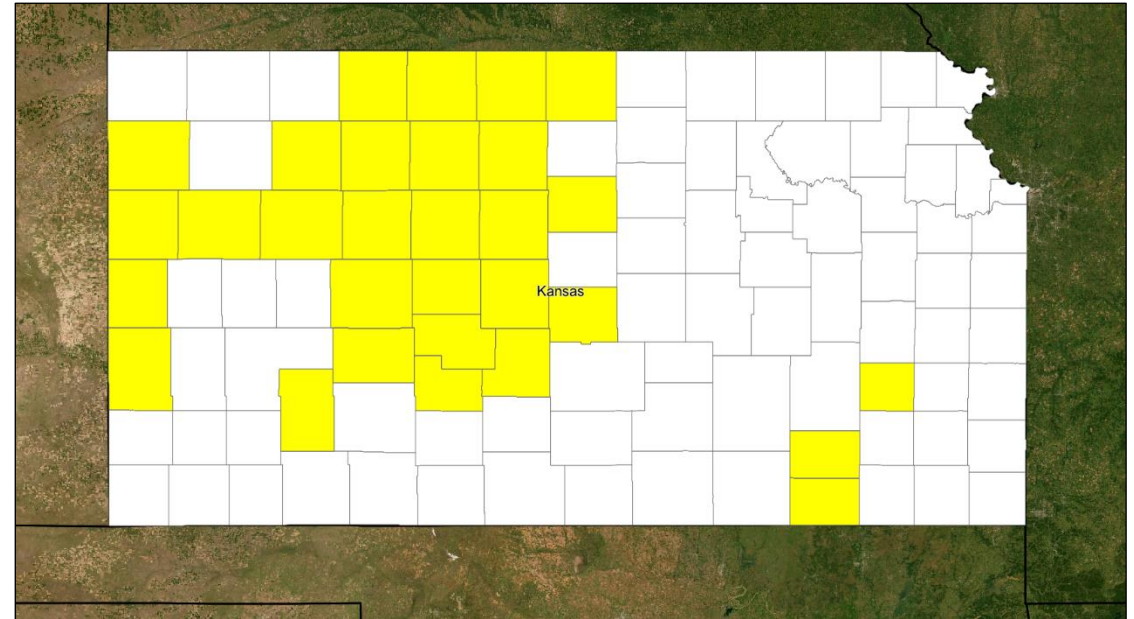
Requested: Apr 15

Incident: Severe Winter Storm, Straight-line Winds, Flooding, and Wildfire

Incident Period: Mar 14-19

Requested:

- **PA:** 30 counties
- **Hazard Mitigation:** Statewide



■ PA



FEMA

Declaration Requests in Process – 9

State / Tribe / Territory – Incident Description	Type	IA	PA	HM	Requested
KY – Severe Winter Storms and Snowstorms	DR		X	X	Jan 30
OK – Wildfires and Straight-line Winds	DR	X		X	Mar 21
HI – Flooding	DR		X	X	Mar 27
MS – Severe Storms, Straight-line Winds, Tornadoes, and Flooding	DR	X	X	X	Apr 1
MO – Severe Storms, Straight-line Winds, Tornadoes, and Wildfires	DR	X	X	X	Apr 2
KY – Severe Storms, Straight-line Winds, Tornadoes, Flooding, Landslides, and Mudslides	DR	X	X	X	Apr 11
MI – Severe Winter Storm	EM		X		Apr 11
NE – Severe Winter Storm and Straight-line Winds	DR		X	X	Apr 14
KS – Severe Winter Storm, Straight-line Winds, Flooding, and Wildfire	DR		X	X	Apr 15



FEMA



FEMA

Helping people before, during, and after disasters.



Scan to subscribe to this briefing.