

FEMA National Watch Center

# Daily Operations Briefing

Tuesday, April 15, 2025

8:30 a.m. ET



**FEMA**

# National Current Ops / Monitoring

---

## New Significant Incidents / Ongoing Ops

- No new significant incidents / operations

## Hazard Monitoring

- Elevated/Critical Fire Weather – Southwest and Southern Rockies

---

## Disaster Declaration Activity

- Request: Major Disaster Declaration – NE

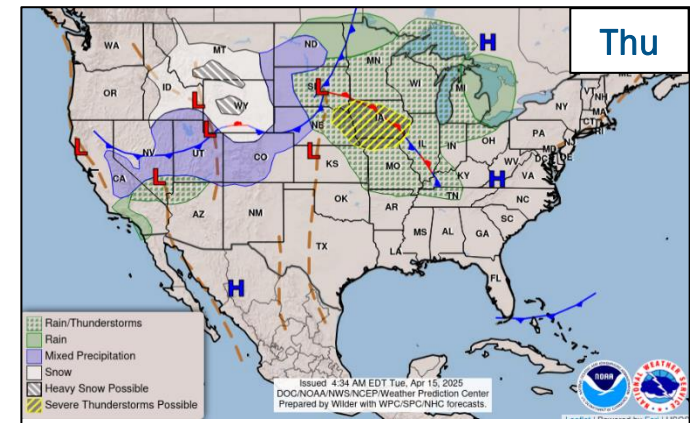
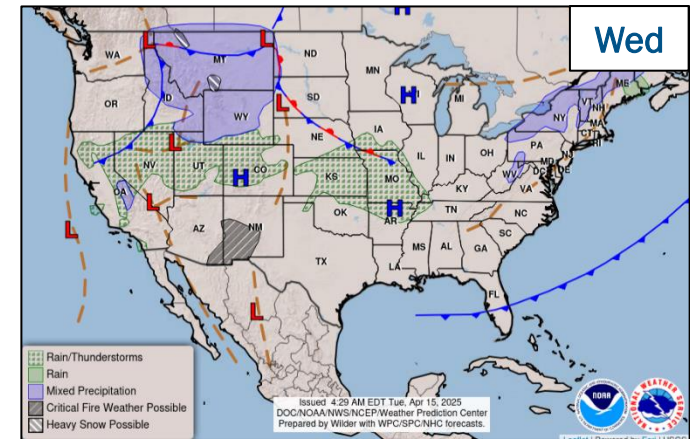
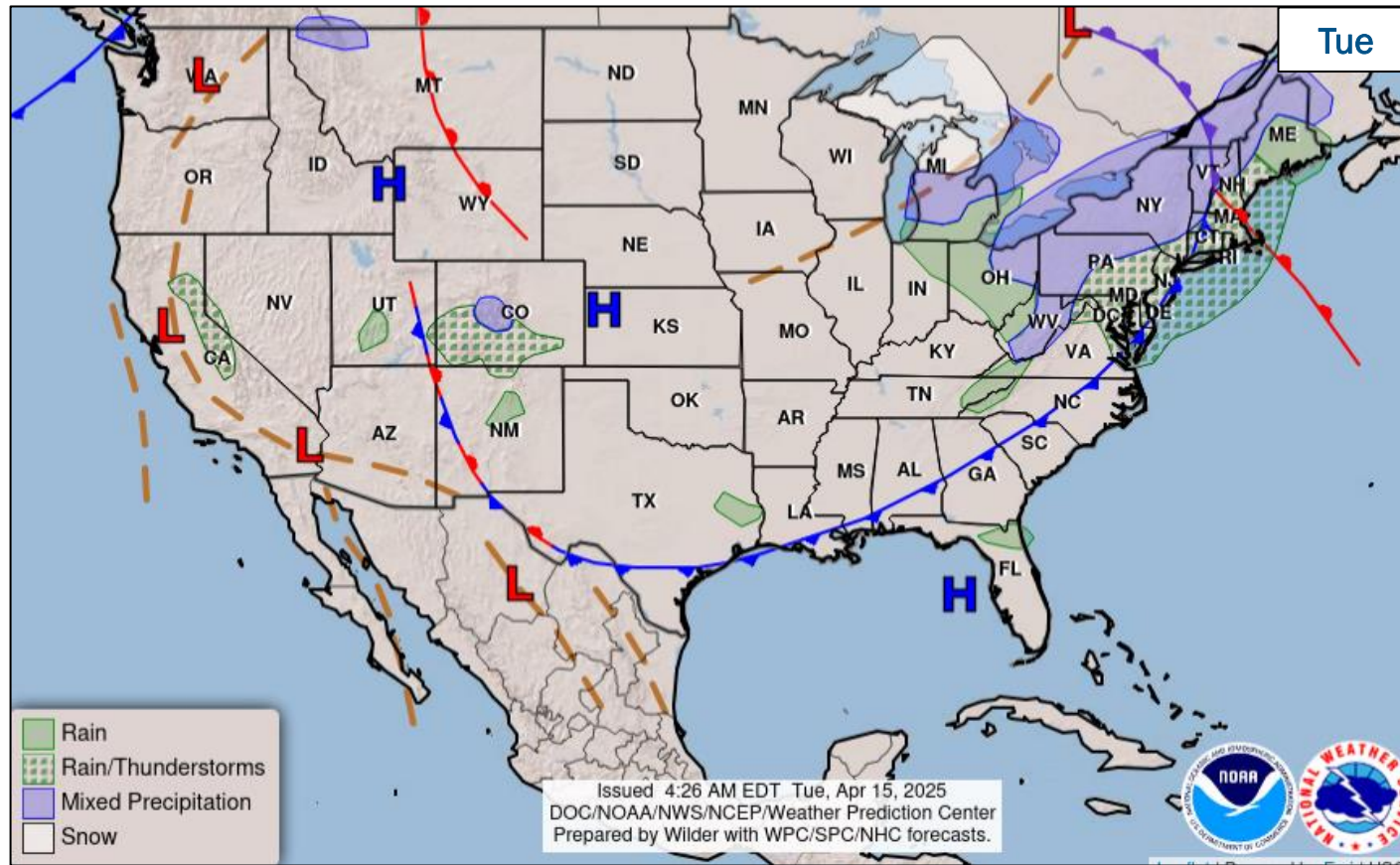
## Event Monitoring

- No new significant events



**FEMA**

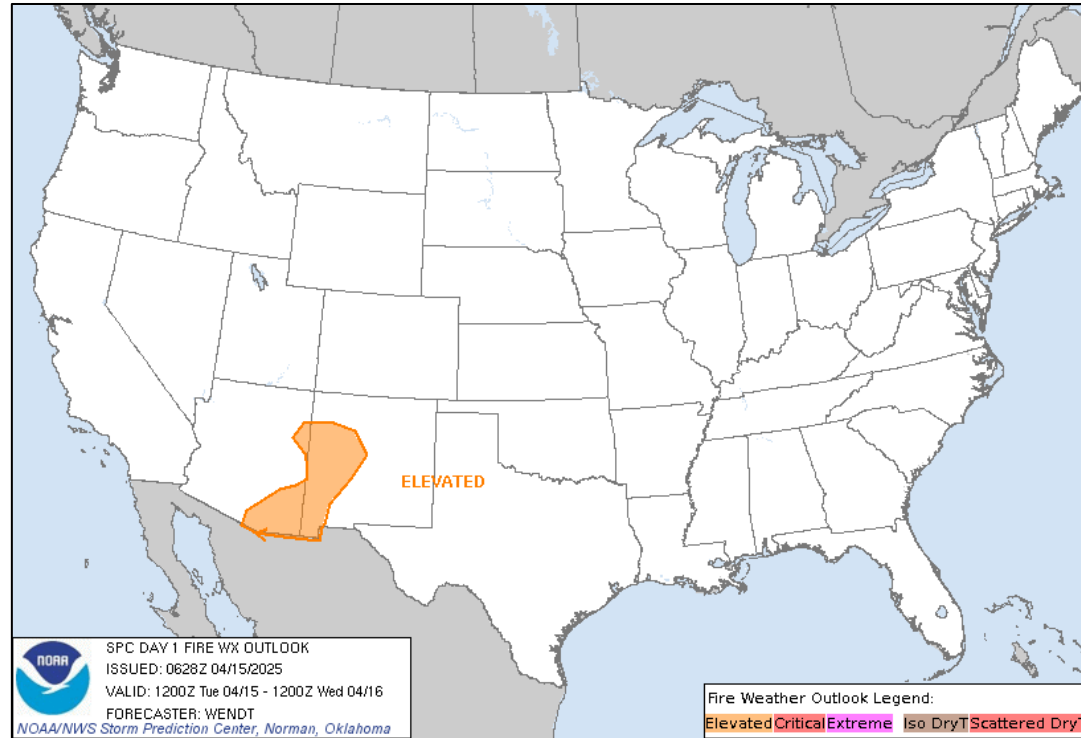
# National Weather Forecast



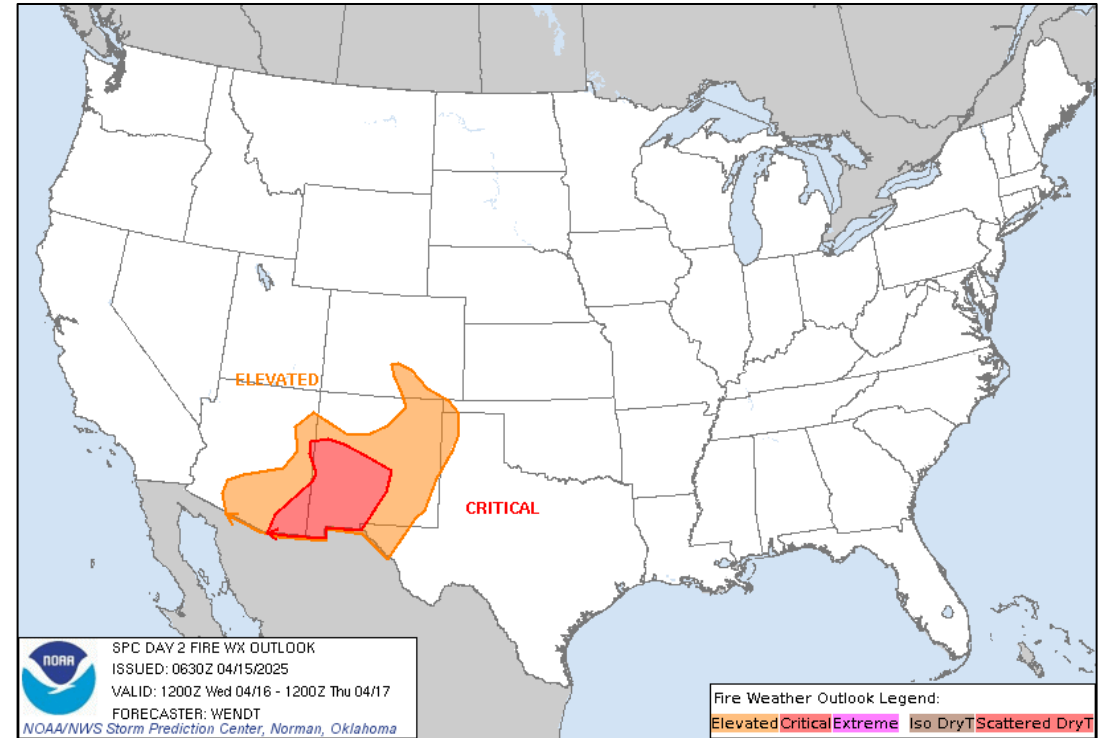
FEMA

National Watch Center

# Fire Weather Outlook



Today



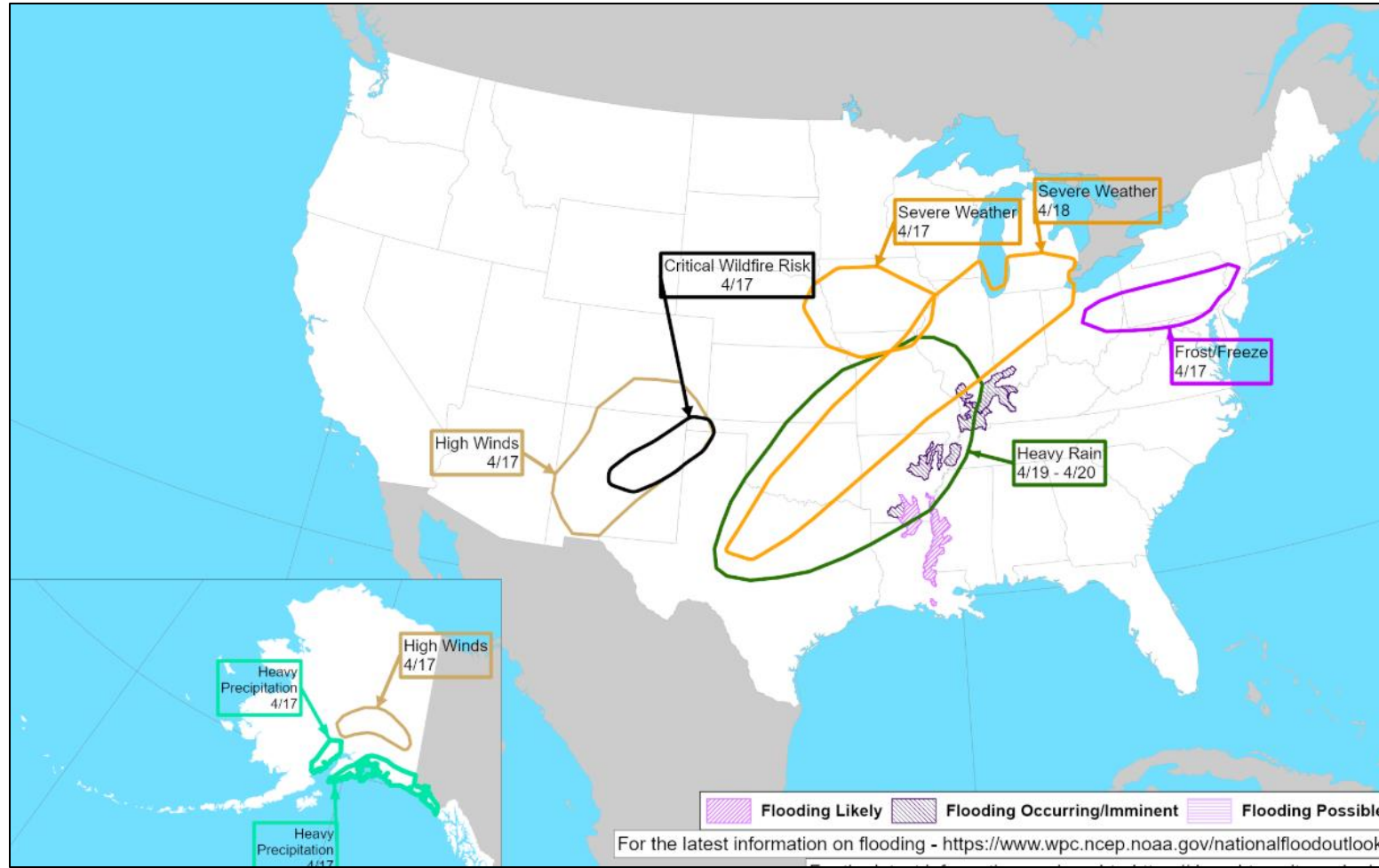
Tomorrow



FEMA

National Watch Center

# Hazards Outlook – Apr 17-21


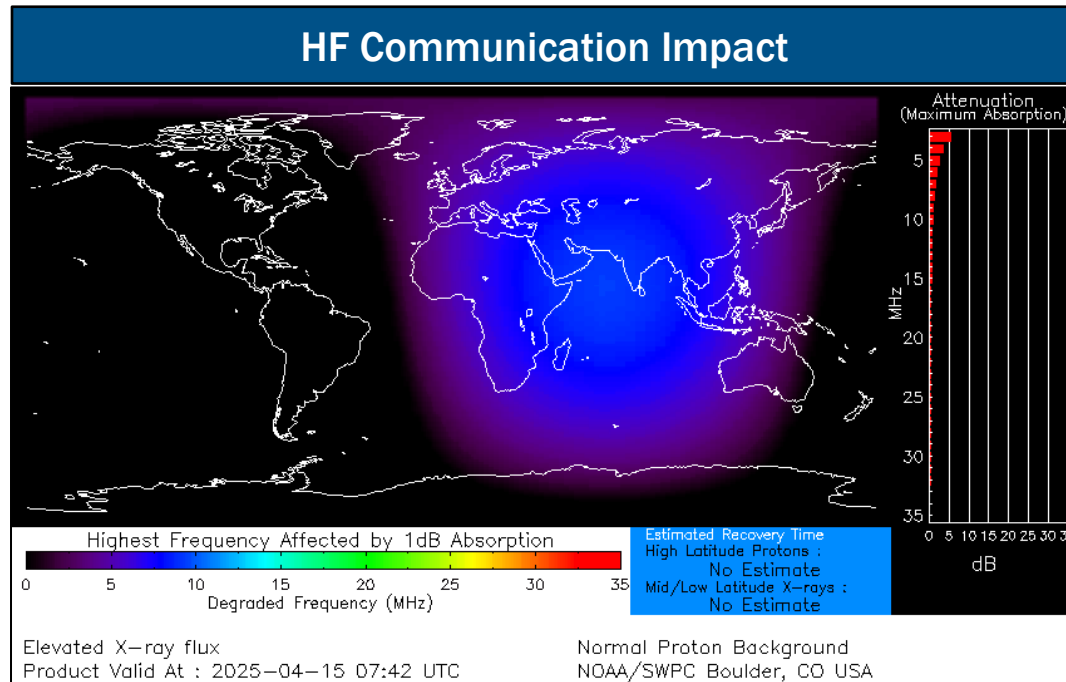


FEMA

# Space Weather Outlook

Minor	Space Weather Activity	Geomagnetic Storms	Solar Radiation	Radio Blackouts
Past 24 Hours	Minor	None	None	R1
Next 24 Hours	Minor	None	None	R1

For further information on NOAA Space Weather Scales refer to: <http://www.swpc.noaa.gov/noaa-scales-explanation>  
 For further information on Sunspot Activity refer to: <https://www.swpc.noaa.gov/phenomena/sunspotssolar-cycle>



FEMA

# FEMA Common Operating Picture

**30** Joint Field Offices    **88** Major Disasters    **+ 11** Emergency Declarations    **10** Direct Housing Missions    **20** RSF-Supported Disasters    **6** Joint Recovery Offices

Tuesday  
April 15, 2025  
8:30 a.m. ET

FEMA HQ	
NWC	NRCC
Monitoring	Steady State
FEMA REGIONS	
Watch	RRCC
Monitoring I	Rostered
Monitoring II	Rostered
Monitoring III	Rostered
Enhanced IV	Rostered
Monitoring V	Rostered
Monitoring VI	Rostered
Monitoring VII	Rostered
Monitoring VIII	Rostered
Monitoring IX	Rostered
Monitoring X	Rostered

N-IMATs	
2-5 Teams Available	
Red	
White	
Blue	
Gold	
HS	DC (Jan 28)

R-IMATs	
4-6 Teams Available	
I	3 / VT (Jan 6)
II	2 / USVI (Oct 30)
III	Reconstituting
IV-1	TN (Apr 4)
IV-2	KY (Feb 16)
V	
VI-1	AR (Apr 4)
VI-2	Personnel
VII	
VIII	KY (Apr 6)
IX-1	CA (Jan 8)
IX-2	CA (Mar 6)
X	1

**Notes:**

NRCC/RWCs/RRCCs: • R-IV RWC: Flooding	State EOCs: • HI/TX: Wildfires • WV: Winter Storms • AL/FL/IL/KY/MO/MS/TN: Severe Weather • FL/NC: Previous Incidents • OR: Flooding • ID: Potential Flooding • MI: Ice Storm
--	--

Volunteer Force	
Rostered 7,974	Deployed 1
Surge Capacity Force	
Rostered 8,799	Deployed 0

Fully Mission Capable (FMC)
Partially Mission Capable (PMC)
Not Mission Capable (NMC)
Deployed

REGIONAL BREAKDOWN			
	JFO	DR	EM JRO
I	3	10	0 0
II	4	6	0 2
III	2	8	1 0
IV	7	29	9 1
V	0	0	0 0
VI	2	6	1 3
VII	4	14	0 0
VIII	1	1	0 0
IX	2	5	0 0
X	5	9	0 0

**Alaska**

Oakland, CA  
DR-4482-CA  
• R-IX IMAT-2

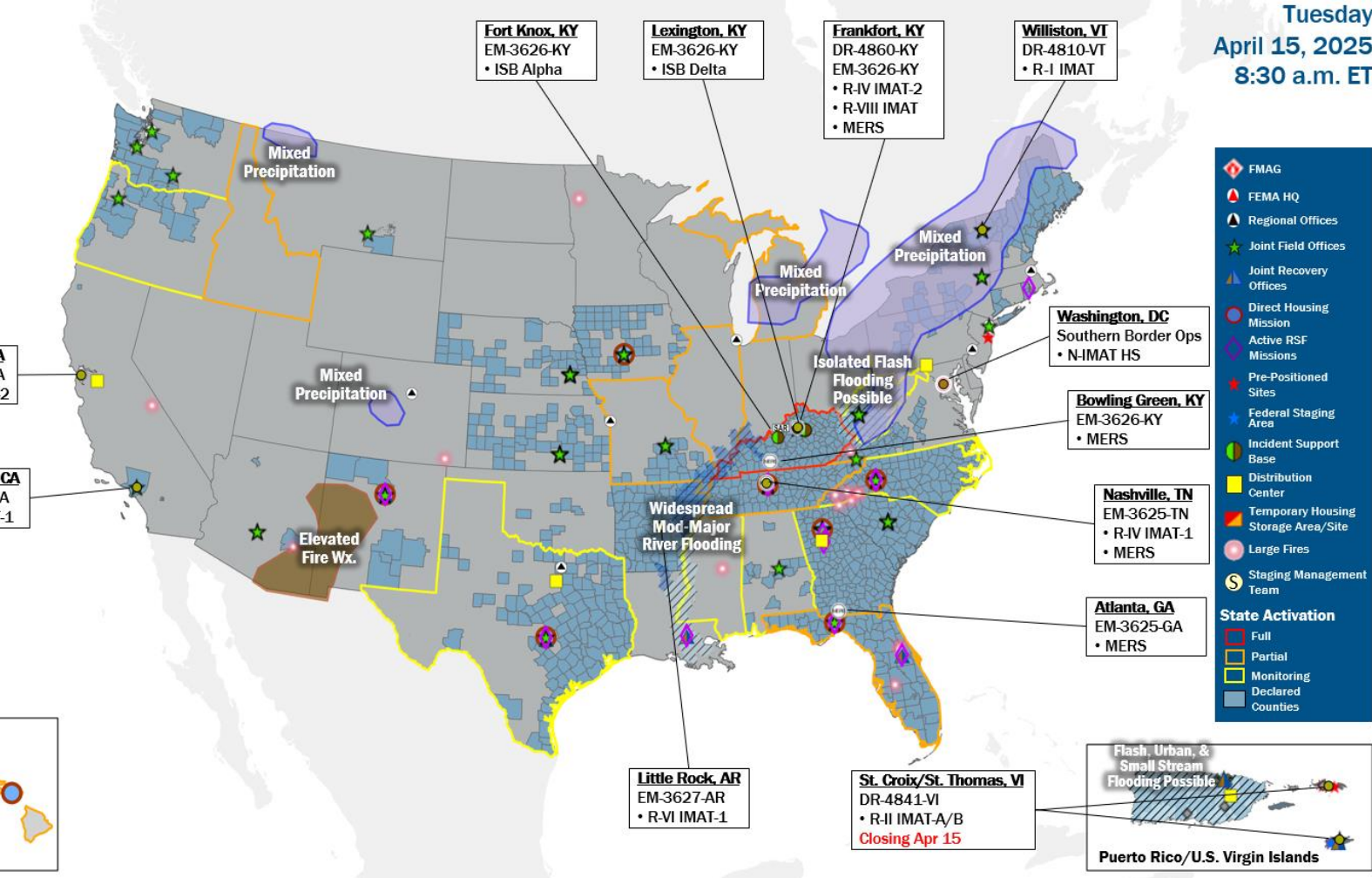
**Commonwealth of Northern Mariana Islands**

Pasadena, CA  
DR-4856-CA  
• R-IX IMAT-1

**Guam**

**American Samoa**

**Hawaii**



## IM Workforce

14,134 (+2) Assigned  
4,852 (+15) Unavailable  
7,030 (-11) Deployed

---

16% / 2,252 (-2) Available

## IM Cadre Availability

19 Cadres ≤ 25% Availability

Civil Rights: 18% (32/179); Disaster Field Training Operations: 23% (23/98); Disability Integration: 13% (5/39); Disaster Survivor Assistance: 22% (288/1,303); External Affairs: 7% (26/396); Environmental Planning and Historic Preservation: 13% (114/883); Field Leadership: 10% (15/143); Financial Management: 17% (40/233); Hazard Mitigation: 11% (129/1,224); Human Resources: 17% (30/177); Individual Assistance: 13% (342/2,652); Interagency Recovery Coordination: 23% (79/342); Information Technology: 19% (138/713); Logistics: 9% (145/1,626); Operations: 16% (60/372); Public Assistance: 13% (292/2,308); Planning: 6% (28/461); Safety: 15% (14/94); Security: 10% (13/136)

**MERS**  
≥ 66%

36 Assigned  
0 Unavailable  
3 Deployed

---

33 Available

**US&R**  
≥ 66%

28 Assigned  
4 Unavailable  
0 Deployed

---

24 Available

**FCO**  
2 Type I

49 Assigned  
3 Unavailable  
42 (25 FCOR) Deployed

---

4 Available

# Joint Preliminary Damage Assessments

Region	State / Location	Incident	IA	Number of Counties		Start - End
			PA	Requested	Complete	
IV	TN	Severe Weather and Flooding Apr 2-7	IA	21	12	4/7 - TBD
			PA	21	11 (+1)	4/7 - TBD
VI	TX	Flooding Mar 26 and continuing	IA	4	2	4/4 - TBD
			PA	0	0	N/A
	AR	Severe Storms, Tornadoes, and Flooding Apr 2	IA	28 (+4)	8 (+7)	4/10 - TBD
			PA	43	0	4/14 - TBD
VII	IA	Winter Storm Mar 19	IA	0	0	N/A
			PA	5	4	4/14 - TBD
	MO	Severe Storms, Flooding, and Tornadoes Mar 30 and continuing	IA	20	0	4/15 - TBD
			PA	0	0	N/A
X	OR	Severe Storms Mar 13	IA	3	0	4/7 - TBD
			PA	5	0	4/7 - TBD



FEMA

# Declaration Request – Nebraska

**Declaration Type:** Major Disaster Declaration

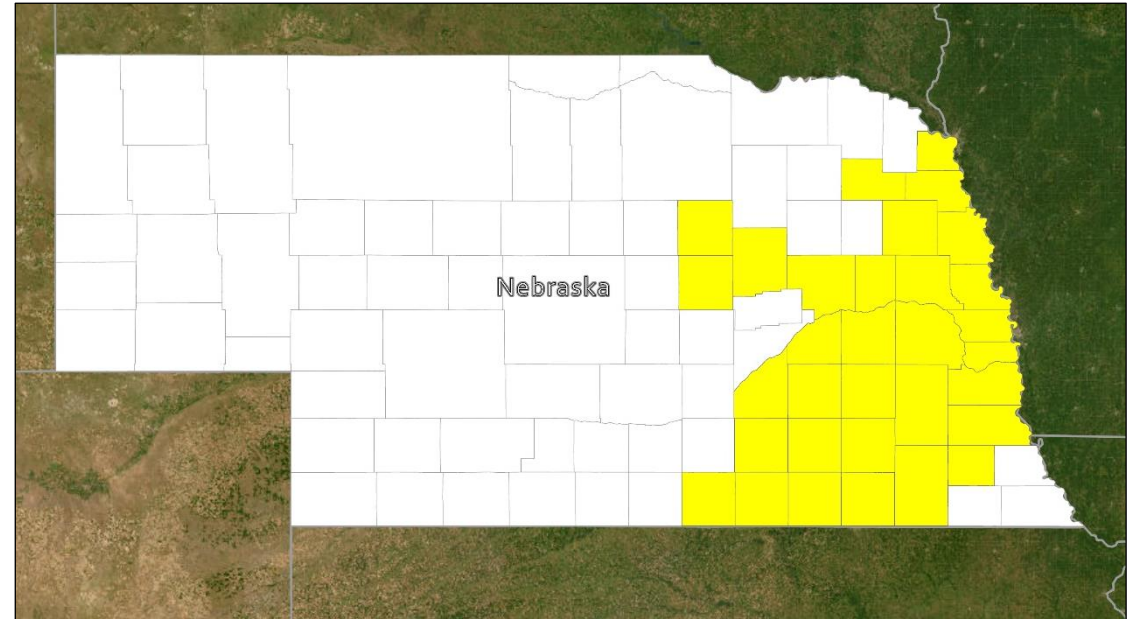
**Requested:** Apr 14

**Incident:** Severe Winter Storm and Straight-line Winds

**Incident Period:** Mar 18-19

**Requested:**

- **PA:** 27 counties
- **Hazard Mitigation:** Statewide



■ PA



**FEMA**

# Declaration Requests in Process – 8

State / Tribe / Territory – Incident Description	Type	IA	PA	HM	Requested
KY – Severe Winter Storms and Snowstorms	DR		X	X	Jan 30
OK – Wildfires and Straight-line Winds	DR	X		X	Mar 21
HI – Flooding	DR		X	X	Mar 27
MS – Severe Storms, Straight-line Winds, Tornadoes, and Flooding	DR	X	X	X	Apr 1
MO – Severe Storms, Straight-line Winds, Tornadoes, and Wildfires	DR	X	X	X	Apr 2
KY – Severe Storms, Straight-line Winds, Tornadoes, Flooding, Landslides, and Mudslides	DR	X	X	X	Apr 11
MI – Severe Winter Storm	EM		X		Apr 11
NE – Severe Winter Storm and Straight-line Winds	DR		X	X	Apr 14



**FEMA**



# FEMA

Helping people before, during, and after disasters.



*Scan to subscribe to this briefing.*