

The Disaster Center is dedicated to the idea that disaster mitigation is cost effective and individuals pursuing their own interest are the greatest potential force for disaster reduction.

Please consider making a small donation to the Disaster Center



When disaster mitigation is cost effective, we are on the road to bringing disasters to an end.



FEMA

Daily Operations Briefing

Wednesday, April 15, 2020

8:30 a.m. ET

National Current Operations & Monitoring



FEMA

Significant Incidents or Threats:

- COVID-19
- Heavy snow possible – Central/Northern Rockies

Declaration Activity:

- Request: Major Disaster – American Samoa

COVID-19 Update



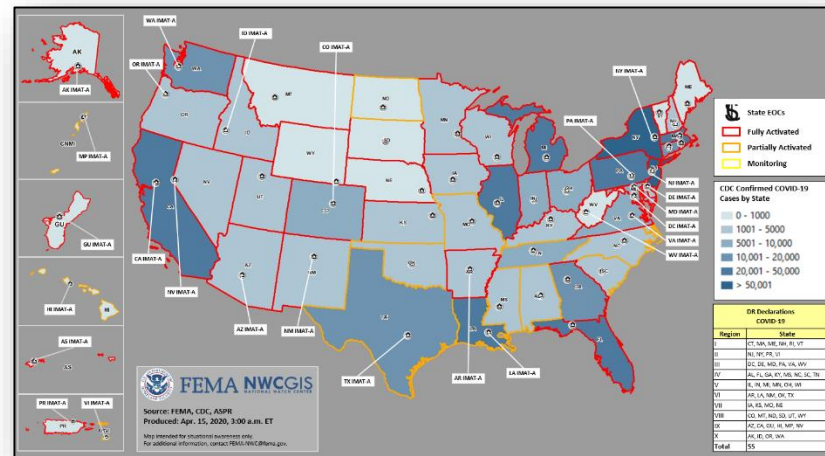
Situation: FEMA, HHS, and federal partners are working with state, local, tribe, and territorial governments to execute a whole-of-America response to the COVID-19 pandemic. The federal government is coordinating the deployment of PPE and ventilators from multiple sources including SNS, donations, and vendor procurements. These shipments are being sent nationwide with prioritization given to areas in greatest need.

State / Local Response:

- All State / Territory EOCs activated
- 42 states, D.C., 4 territories and 37 tribes issued shelter-in-place orders

FEMA / Federal Response: *(COVID-19 SLB, Apr 14)*

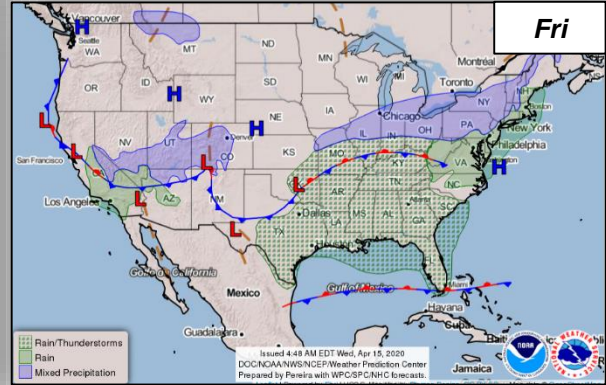
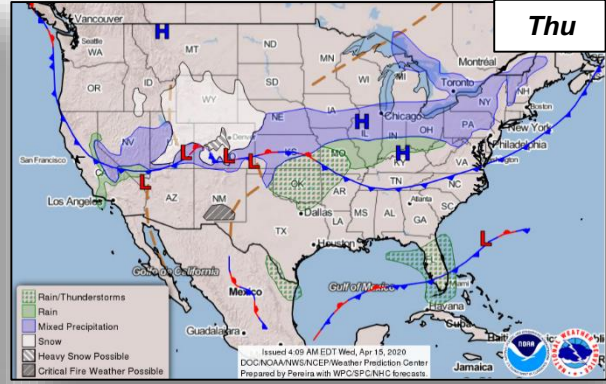
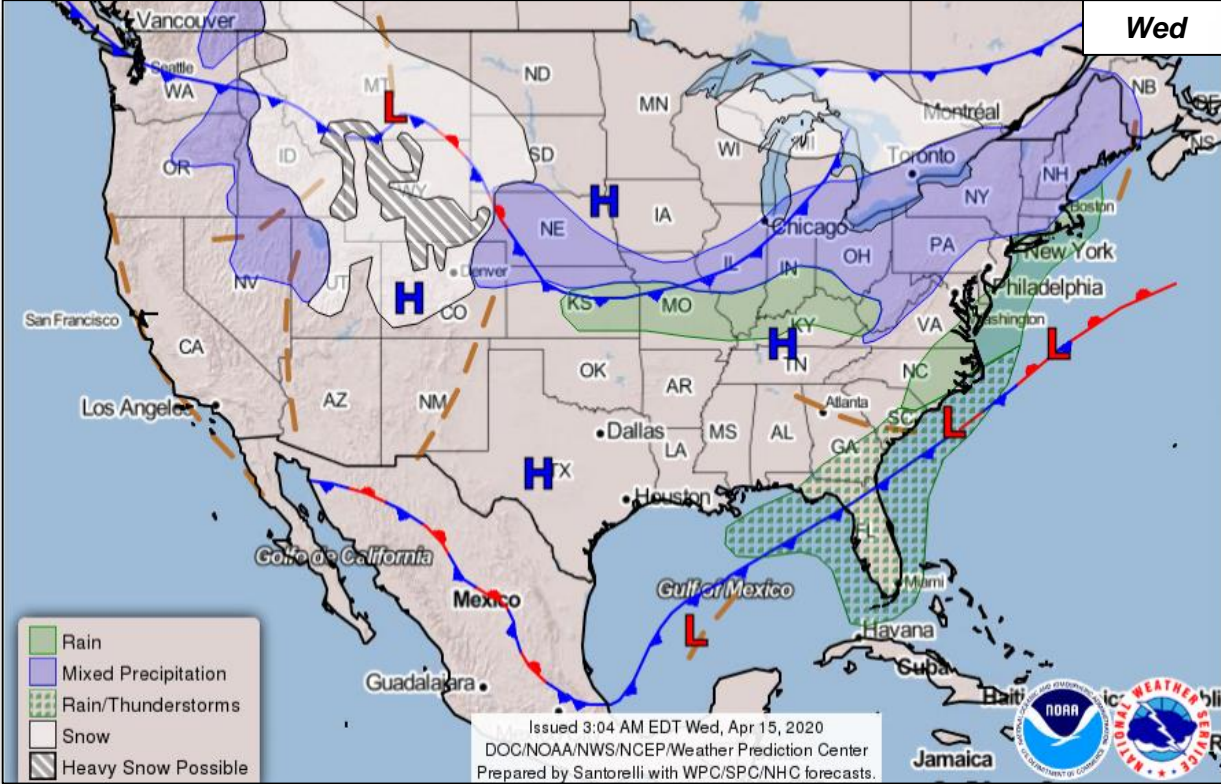
- NRCC: Level I in unified effort with HHS SOC; all RRCCs activated
- IMAT-A teams deployed to 26 states; LNOs deployed to 37 states, territories, and tribes
- 55 Major Disaster Declarations approved
- 2,950 (-2) FEMA employees deployed to support COVID-19 Response
- Project airbridge flight #38 landed in Los Angeles; cargo: 698,590 gowns; flight #39 landed in Chicago; cargo: 16,230,000 gloves; flight #40 landed in Chicago; cargo: 10K gowns; flight #41 landed in NYC; cargo: 4,080,000 gloves; flight #42 landed in Los Angeles; cargo: 49,140 gowns on April 13
- 4.8M of the 10M DoD supplied N95 masks have been delivered to interim distribution centers
- 89,187 (+2,085) (19% positive, 79% negative, 0.7% indeterminate) cumulative tested since March 23 at CBTS locations
- 92,707 tests processed since March 23 with 18,020 positive, 709 indeterminate, 73,977 negative
- USNS Comfort to receive Expeditionary Medical Force-1 augmentation
- USNS Mercy to provide medical personnel support for 100 beds in a local facility (COVID+ treatment) and provide 250 beds (non-COVID) afloat



COVID-19 Cases	Confirmed	Deaths
United States	602,510 (+25,520)	24,462 (+1,089)
Worldwide	1,844,863 (+71,799)	117,021 (+5,369)

(COVID-19 Response update, as of Apr 14)

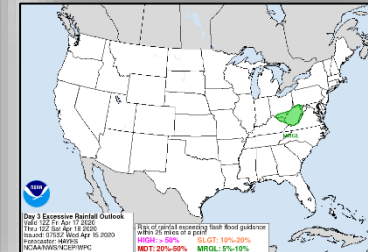
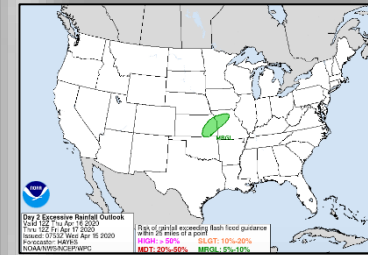
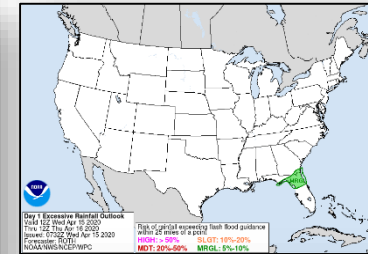
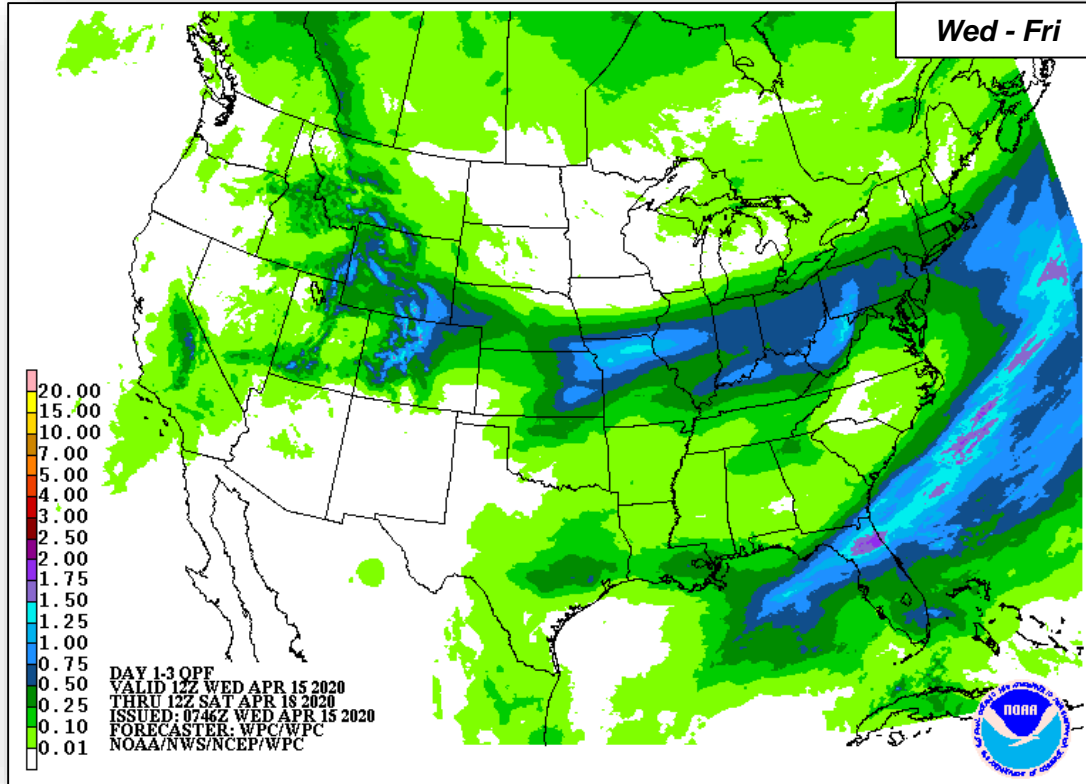
National Weather Forecast



Precipitation & Excessive Rainfall



FEMA



Joint Preliminary Damage Assessments



FEMA

Region	State / Location	Event	IA/PA	Number of Counties		Start – End
				Requested	Completed	
IV	AL	Severe Storms, Tornadoes, Straight-line Winds, Flooding, and Mudslides Feb 6 – Mar 6, 2020	IA	0	0	N/A
			PA	14	0	4/20 – TBD
	GA	Severe Storms, Tornadoes, and Straight-line Winds April 12-13, 2020	IA	4	4	4/14 – 4/14
			PA	0	0	N/A
	TN	Severe Storms, Tornadoes, and Straight-line Winds April 12-13, 2020	IA	4	4	4/14 – 4/14
			PA	4	4	4/14 – 4/14

Declaration Request



Declaration: Major Disaster – American Samoa
Requested: April 13, 2020

Incident: COVID-19 Pandemic

Incident Period: January 29, 2020 and continuing

Requesting:

- **IA:** All programs, including DSNAP, for the entire territory
- **PA:** All categories (A-G) for the entire territory
- **Hazard Mitigation:** The entire territory
- Full waiver of the non-federal cost share



COVID-19 Declaration Requests in Process – 1



FEMA

State / Tribe / Territory – Incident Description	Type	IA	PA	HM	Requested
AS – COVID-19 Pandemic	DR	X	X	X	Apr 13

Declaration Requests in Process – 6

State / Tribe / Territory – Incident Description	Type	IA	PA	HM	Requested
AR – Severe Storms, Straight-line Winds, and Tornadoes (Appeal)	DR		X	X	Feb 20
MS – Severe Storms, Flooding, Landslides, and Mudslides	DR		X	X	Mar 17
KY – Severe Storms, Flooding, Landslides, and Mudslides	DR	X	X	X	Mar 26
WA – Severe Winter Storms, Straight-line Winds, Flooding, Landslides, and Mudslides	DR	X	X	X	Mar 25
AK – Fire	DR		X	X	Apr 7
NC – Severe Storms, Tornadoes, and Flooding	DR		X	X	Apr 9

FEMA Common Operating Picture



FEMA

FEMA HQ	
NWC	NRCC
Monitoring	Level I

FEMA REGIONS		
WATCH	RRCC	
Monitoring	I	Level I
Monitoring	II	Level II
Monitoring	III	Level II
Monitoring	IV	Level II
Monitoring	V	Level II
Enhanced	VI	Level II
Alt Location	VII	Level II
Monitoring	VIII	Level II
Monitoring	IX	Level I
Monitoring	X	Level II

Notes:

COVID-19 NRCC w/ESFs (Days)	GA: Flooding MS: Flooding PR : Earthquake TN: Tornadoes
All RRCCs (Days)	All EOCs activated for COVID-19

- Major Disasters (DR): 95
Emergency Disasters (EM): 86
JFOs: 10 / VJFOs: 9
Staging Area
Distribution Center (DC)
Declared County (non-COVID-19 Declarations)
Fully Activated
Partially Activated
Monitoring

As of 3:00 a.m. ET April 15, 2020
Created by FEMA NWC



- Region VIII COVID DRs**
4499-DR-CO
4508-DR-MT
4509-DR-ND
4525-DR-UT
4527-DR-SD
4533-DR-WY
FCO: Lee K. dePalò
JFO: TBD
RVIII IMAT (Denver, CO)

- Region X COVID DRs**
4481-DR-WA
VJFO: Bothell, WA
4489-DR-OR
4533-DR-AK
4534-DR-ID
FCO: Michael F. O'Hare
JFO: TBD
RX IMAT (Bothell, WA)

- 4382/4407-DR-CA**
FCO: David G. Samaniego
JFO: Sacramento, CA

- 4473-DR-ND**
FCO: Dana C. Reynolds
VJFO: Denver, CO

- 4420-DR-NE**
FCO: Thomas J. Dargan
JFO: Lincoln, NE

- Region IX COVID DRs**
4482-DR-CA
4495-DR-GU
4510-DR-HI
4511-DR-CNMI
4523-DR-NV
4524-DR-AZ
VJFO: Robert J. Fenton
FCO: Oakland, CA
TBR IMAT (Oakland, CA)
MERS: Guam; CNMI; Mather & San Pedro, CA)

- Region VI COVID DRs**
4484-DR-LA
4485-DR-TX
4518-DR-AR
4529-DR-NM
4530-DR-OK
FCO: George A. Robinson
JFO: TBD

- 4519-DR-OR**
FCO: Dolph A. Diemont
JFO: TBD

- 4440/4463/4467**
4469-DR-SD
FCO: Jon K. Huss
JFO: Sioux Falls, SD

- Region VII COVID DRs**
4483-DR-IA
4490-DR-MO
4504-DR-KS
4521-DR-NE
FCO: Paul Taylor
JFO: TBD
RVII IMAT (Kansas City, MO)

- 4414/4442-DR-MN**
4459/4477-DR-WI
FCO: John F. Boyle
4424/4447-DR-OH
4461-DR-IL
FCO: Steven W. Johnson
VJFO: Springfield, IL

- Region V COVID DRs**
4489-DR-IL
4494-DR-MI
4507-DR-OH
4515-DR-IN
4520-DR-WI
4531-DR-MN
FCO: James K. Joseph
JFO: TBD
RV IMAT (Chicago, IL)

- 4372/4379-DR-MA**
4410-DR-CT
4445/4474-DR-VT
4457-DR-NH
FCO: James McPherson
JFO: Williston, VT

- Region I COVID DRs**
4496-DR-MA
4500-DR-CT
4505-DR-RI
4516-DR-NH
4522-DR-ME
4532-DR-VT
FCO: W. Russell Webster
JFO: TBD
RI IMAT (Boston, MA)

- 4472-DR-NY**
FCO: Seamus K. Leary
JFO: Albany, NY

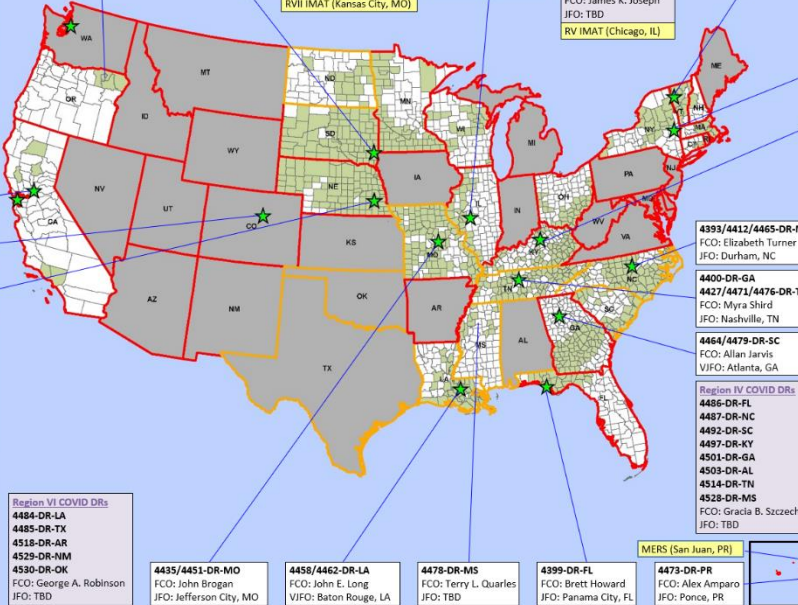
- 4428-DR-KY**
FCO: Allan Jarvis
VJFO: Frankfort, KY

- Region II COVID DRs**
4480-DR-NY
FCO: Seamus K. Leary
JFO: Albany, NY
4488-DR-NJ
FCO: Robert Little III
JFO: TBD
4493-DR-PR
FCO: Alex Amparo
VJFO: Guaynabo, PR
4513-DR-USVI
FCO: William L. Vogel
VJFO: Christsted, VI
RII IMAT (Albany, NY)

- Region III COVID DRs**
4486-DR-FL
4487-DR-NC
4492-DR-SC
4497-DR-KY
4501-DR-GA
4503-DR-AL
4514-DR-TN
4528-DR-MS
FCO: Gracia B. Szczech
JFO: TBD
RIII IMAT (Phila., PA)

- Region IV COVID DRs**
4485-DR-FL
4487-DR-NC
4492-DR-SC
4497-DR-KY
4501-DR-GA
4503-DR-AL
4514-DR-TN
4528-DR-MS
FCO: Gracia B. Szczech
JFO: TBD
MERS (San Juan, PR)

- 4473-DR-PR**
FCO: Alex Amparo
JFO: Ponce, PR



N-IMATs
2 Teams

Red	
Blue	
Gold	IMAT-A Support

R-IMATs
4 - 6 Teams

I	RRCC
II	NY
III	RRCC
IV-1	
IV-2	
V	RRCC
VI-1	
VI-2	
VII	RRCC
VIII	RRCC
IX-1	
IX-2	RRCC
X	RRCC

FMC	PMC
NMC	Deployed

Team:	US&R	MERS	FCOs	FDRCS	IM WORKFORCE
Status	33 - 65%	>66%	≤1 Type I	≤1	
Assigned:	28	36	47	11	13,442 ▲
Unavailable	17	0	1 (-1)	0	3,105 ▼
Deployed:	0	1	42	10	5,697 ▲
Available:	11	35	4 (+1)	1	4,640 / 35% ▼

IM CADRE AVAILABILITY SUMMARY
Cadres with 25% or Less Availability

ADR 16% (7/45); EHP 19% (116/616); ER 24% (18/74); FL 11% (17/160); FM 23% (60/265); HM 22% (269/1,221); OPS 17% (49/282); PA 24% (740/3,044); PLAN 21% (90/421); SAF 22% (12/55)



FEMA

FEMA's mission is helping people before, during, and after disasters.

Click [here](#) to subscribe to this briefing.