

FEMA National Watch Center

Daily Operations Briefing

Monday, April 14, 2025

8:30 a.m. ET



FEMA

National Current Ops / Monitoring

New Significant Incidents / Ongoing Ops

- No new significant incidents / operations

Hazard Monitoring

- Severe Weather – Ohio Valley to Mid-Atlantic
- Elevated Fire Weather – Central Plains

Disaster Declaration Activity

- No new declaration activity

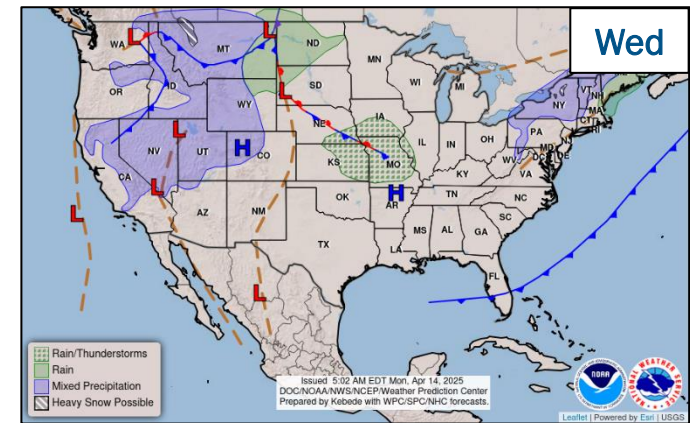
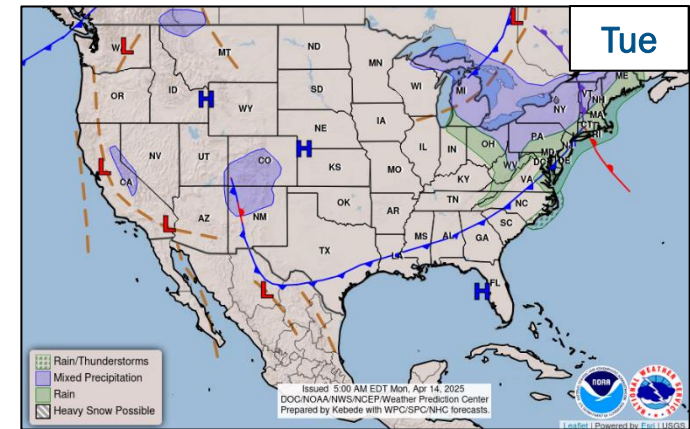
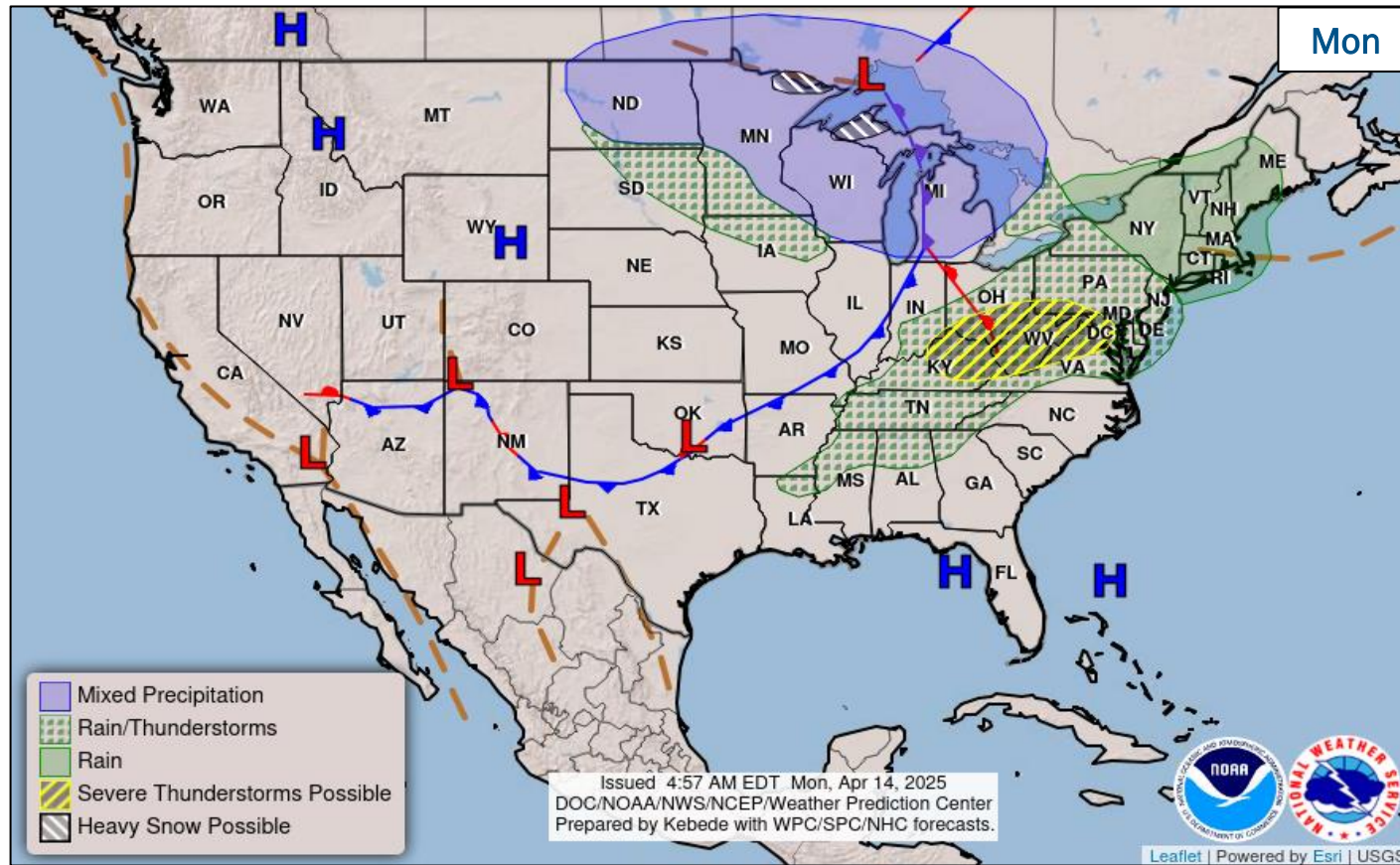
Event Monitoring

- No new significant events



FEMA

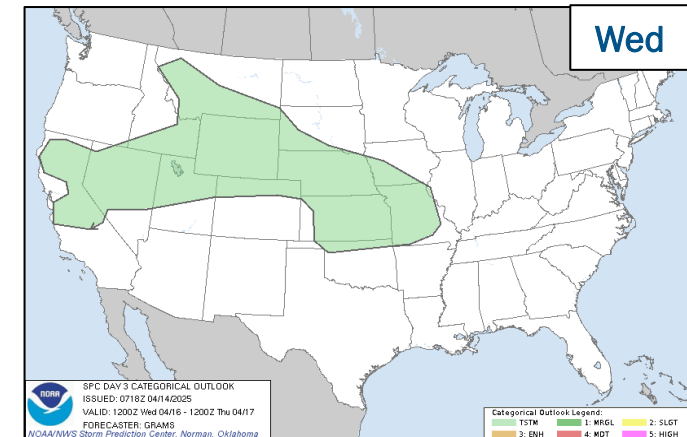
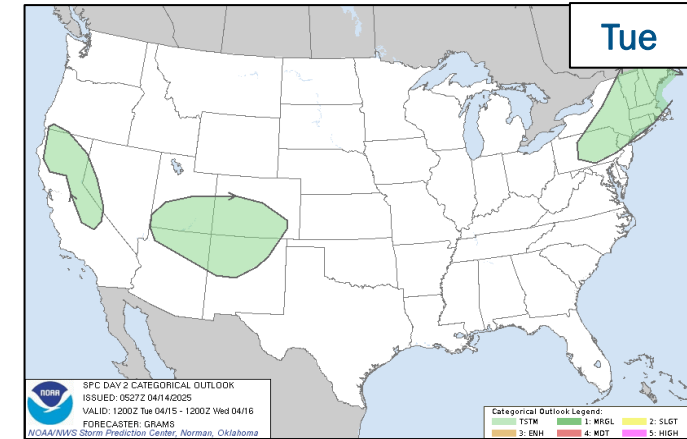
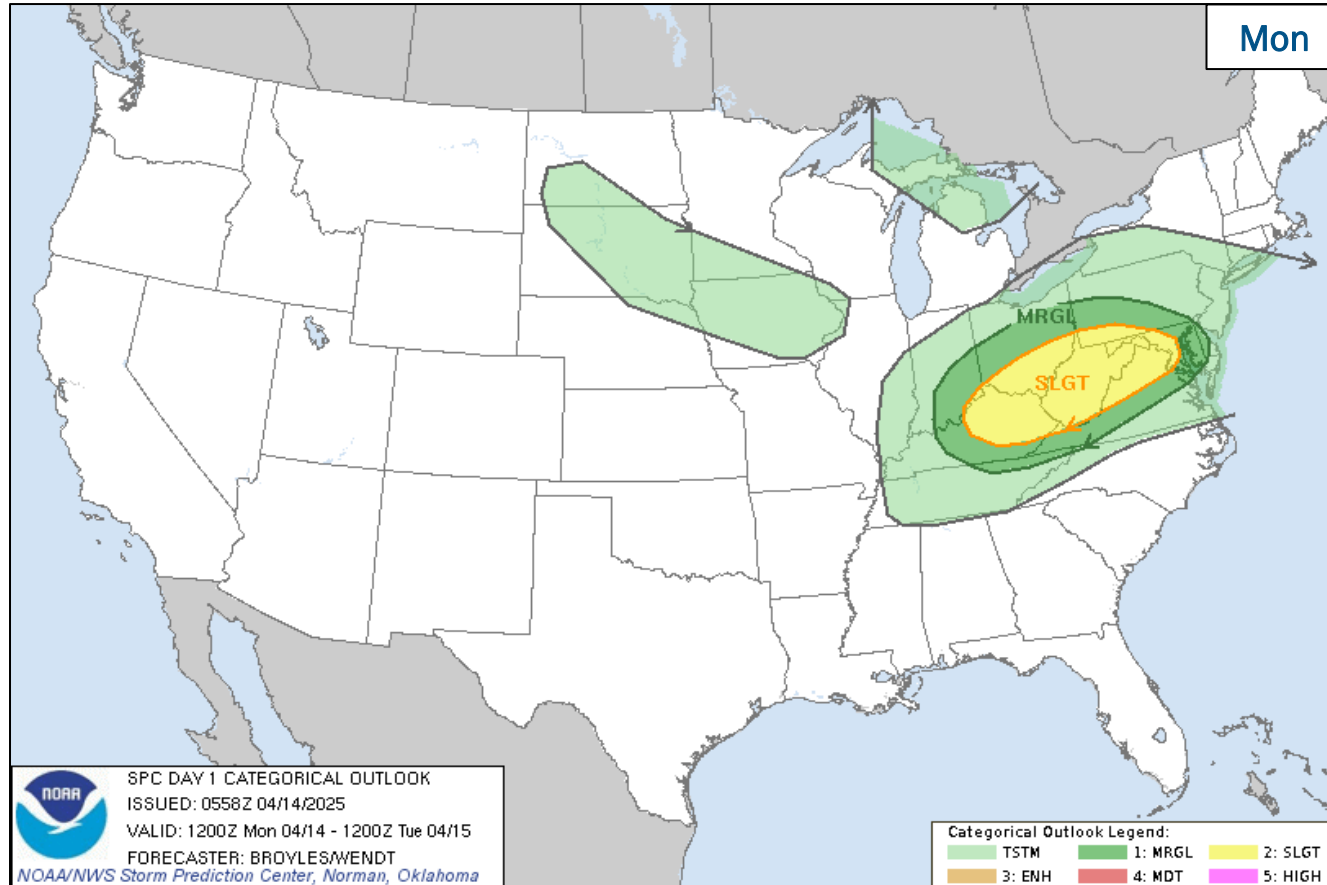
National Weather Forecast



FEMA

National Watch Center

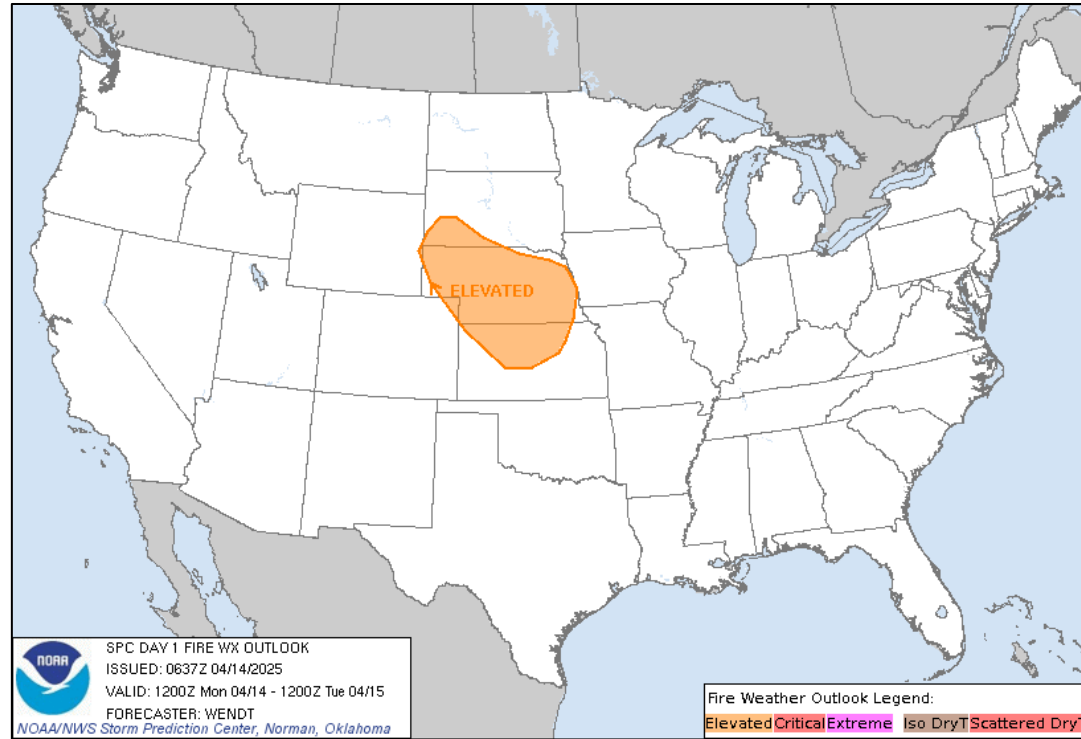
Severe Weather Outlook



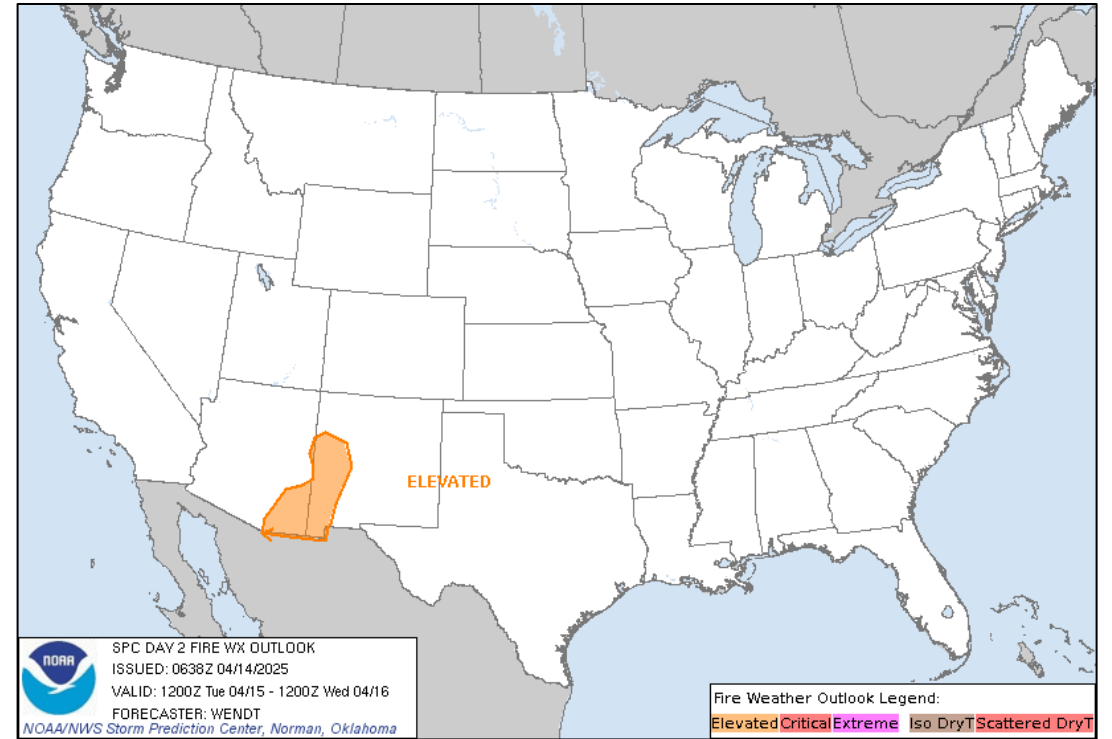
FEMA

National Watch Center

Fire Weather Outlook



Today



Tomorrow




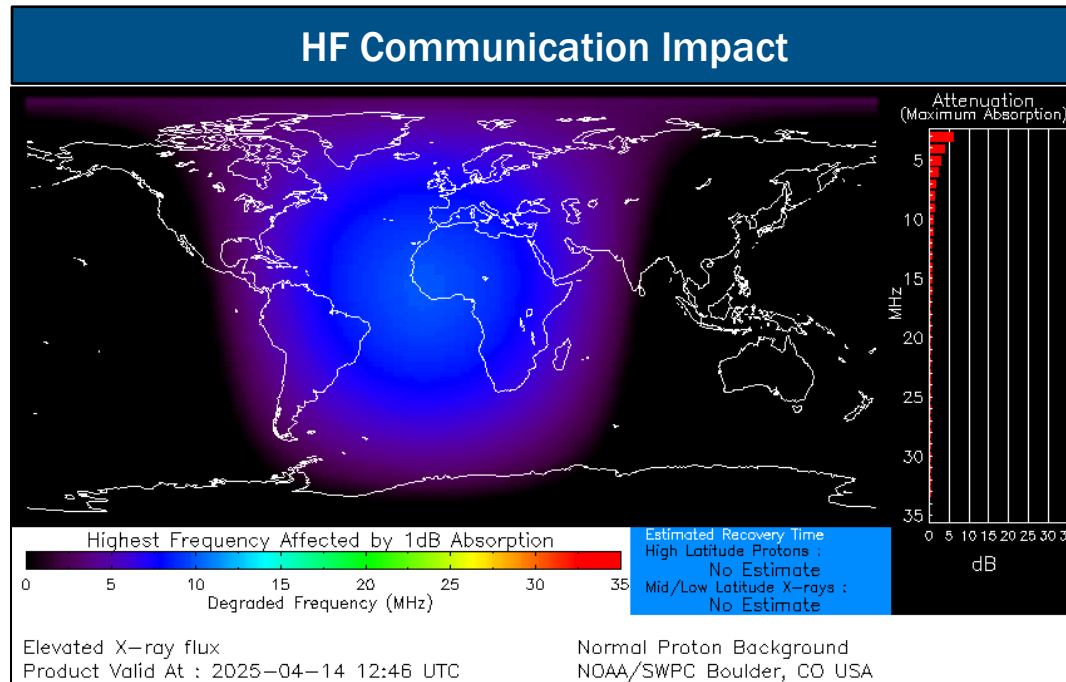
FEMA

National Watch Center

Space Weather Outlook

Minor	Space Weather Activity	Geomagnetic Storms	Solar Radiation	Radio Blackouts
Past 24 Hours	Minor	None	None	R1
Next 24 Hours	Moderate	None	None	R2

For further information on NOAA Space Weather Scales refer to: <http://www.swpc.noaa.gov/noaa-scales-explanation>
 For further information on Sunspot Activity refer to: <https://www.swpc.noaa.gov/phenomena/sunspotssolar-cycle>



FEMA

FEMA Common Operating Picture

30 Joint Field Offices **88 + 11** Major Disasters **10** Direct Housing Missions **20** RSF-Supported Disasters **6** Joint Recovery Offices

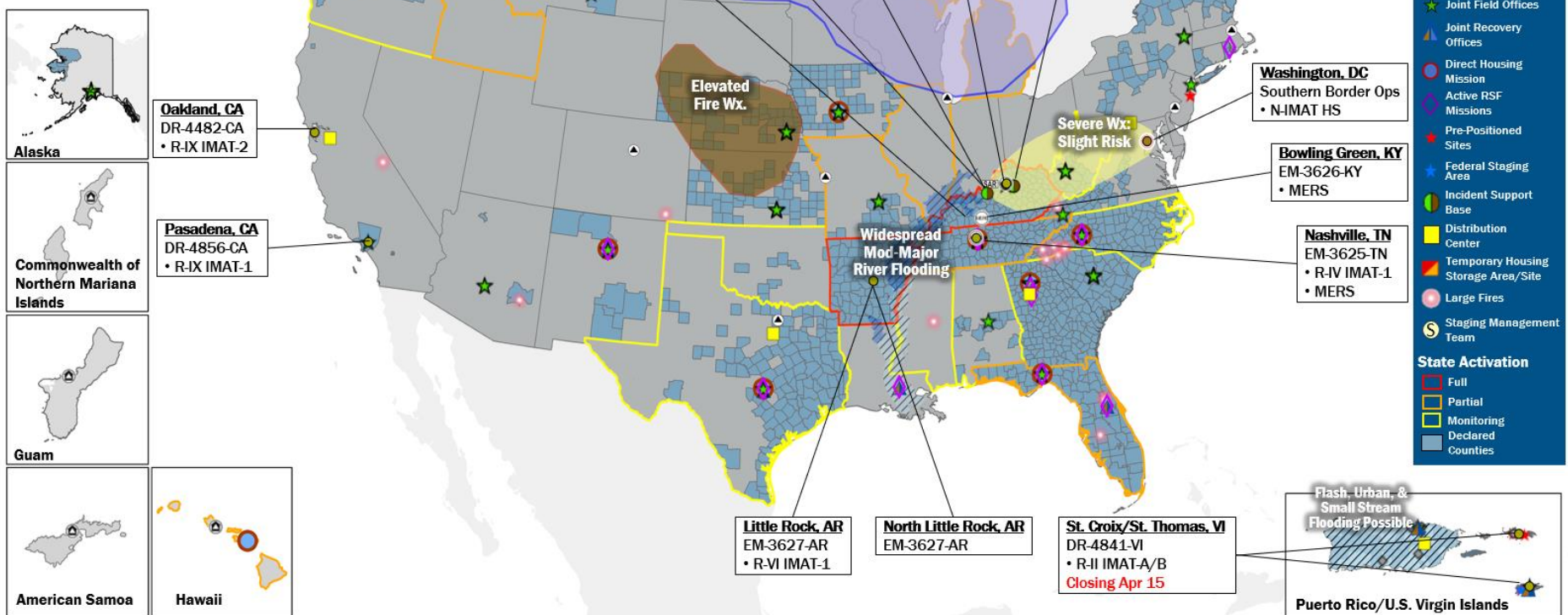
Supporting Emergency Declarations

Monday
April 14, 2025
8:30 a.m. ET

FEMA HQ	
NWC	NRCC
Monitoring	Steady State
FEMA REGIONS	
Watch	RRCC
Monitoring I	Rostered
Monitoring II	Rostered
Monitoring III	Rostered
Enhanced IV	Rostered
Monitoring V	Rostered
Monitoring VI	Rostered
Monitoring VII	Rostered
Monitoring VIII	Rostered
Monitoring IX	Rostered
Monitoring X	Rostered
Notes:	
NRCC/RWCs/RRCCs: • R-IV RWC: Flooding	State EOCs: • HI/TX: Wildfires • WV: Winter Storms • AL/AR/FL/IL/KY/MO/MS/TN: Severe Weather • FL/NC: Previous Incidents • OR: Flooding • ID: Potential Flooding • MI: Ice Storm • OK: Fire Weather
Volunteer Force	
Rostered 7,974	Deployed 1
Surge Capacity Force	
Rostered 8,799	Deployed 0

N-IMATs	
2-5 Teams Available	
Red	
White	
Blue	
Gold	
HS	DC (Jan 28)
R-IMATs	
4-6 Teams Available	
I	3 / VT (Jan 6)
II	2 / USVI (Oct 30)
III	Demobilizing
IV-1	TN (Apr 4)
IV-2	KY (Feb 16)
V	
VI-1	AR (Apr 4)
VI-2	Personnel
VII	
VIII	KY (Apr 6)
IX-1	CA (Jan 8)
IX-2	CA (Mar 6)
X	1

REGIONAL BREAKDOWN			
	JFO	DR	EM JRO
I	3	10	0 0
II	4	6	0 2
III	2	8	1 0
IV	7	29	9 1
V	0	0	0 0
VI	2	6	1 3
VII	4	14	0 0
VIII	1	1	0 0
IX	2	5	0 0
X	5	9	0 0



IM Workforce

14,132 Assigned
4,837 Unavailable
7,041 (-8) Deployed

16% / 2,254 (+8) Available

IM Cadre Availability

19 Cadres ≤ 25% Availability

Civil Rights: 18% (32/179); Disaster Field Training Operations: 23% (23/98); Disability Integration: 13% (5/39); Disaster Survivor Assistance: 22% (288/1,303); External Affairs: 7% (26/396); Environmental Planning and Historic Preservation: 13% (114/883); Field Leadership: 10% (14/143); Financial Management: 18% (41/233); Hazard Mitigation: 11% (129/1,224); Human Resources: 16% (29/176); Individual Assistance: 13% (342/2,652); Interagency Recovery Coordination: 23% (79/342); Information Technology: 19% (138/713); Logistics: 9% (151/1,626); Operations: 16% (60/372); Public Assistance: 13% (292/2,308); Planning: 5% (25/460); Safety: 15% (14/94); Security: 10% (13/136)

MERS

≥ 66%

36 Assigned
0 Unavailable
3 (-1) Deployed

33 (+1) Available

US&R

≥ 66%

28 Assigned
4 (-1) Unavailable
0 (-2) Deployed

24 (+3) Available

FCO

2 Type I

49 Assigned
3 (-1) Unavailable
42 (+1) (25 FCOR) Deployed

4 Available

Joint Preliminary Damage Assessments

Region	State / Location	Incident	IA	Number of Counties		Start - End
			PA	Requested	Complete	
IV	TN	Severe Weather and Flooding Apr 2-7	IA	21	12	4/7 - TBD
			PA	21	10	4/7 - TBD
	KY	Severe Storms, Tornadoes, Flooding April 2	IA	42	35	4/7 - TBD
			PA	50 (+4)	0	TBD - TBD
V	MI	Ice Storm Mar 28	IA	12	0	4/21 - TBD
			PA	12	0	4/28 - TBD
VI	TX	Flooding Mar 26 and continuing	IA	4	2	4/4 - TBD
			PA	0	0	N/A
	AR	Severe Storms, Tornadoes, and Flooding Apr 2	IA	24	1	4/10 - TBD
			PA	0	0	N/A
VII	IA	Winter Storm Mar 19	IA	0	0	N/A
			PA	5	4	4/14 - TBD
	MO	Severe Storms, Flooding, and Tornadoes Mar 30 and continuing	IA	20	0	4/15 - TBD
			PA	0	0	N/A
X	OR	Severe Storms Mar 13	IA	3	0	4/7 - TBD
			PA	5	0	4/7 - TBD



FEMA

Declaration Requests in Process – 7

State / Tribe / Territory – Incident Description	Type	IA	PA	HM	Requested
KY – Severe Winter Storms and Snowstorms	DR		X	X	Jan 30
OK – Wildfires and Straight-line Winds	DR	X		X	Mar 21
HI – Flooding	DR		X	X	Mar 27
MS – Severe Storms, Straight-line Winds, Tornadoes, and Flooding	DR	X	X	X	Apr 1
MO – Severe Storms, Straight-line Winds, Tornadoes, and Wildfires	DR	X	X	X	Apr 2
KY – Severe Storms, Straight-line Winds, Tornadoes, Flooding, Landslides, and Mudslides	DR	X	X	X	Apr 11
MI – Severe Winter Storm	EM		X		Apr 11



FEMA



FEMA

Helping people before, during, and after disasters.



Scan to subscribe to this briefing.