

FEMA National Watch Center

Daily Operations Briefing

Sunday, April 14, 2024

8:30 a.m. ET



FEMA

National Current Ops / Monitoring

New Significant Incidents / Ongoing Ops

- No new significant incidents / operations

Hazard Monitoring

- Severe Thunderstorms – Ohio Valley to the Northeast
- Fire Weather – Southern Plains

Disaster Declaration Activity

- Approval: Major Disaster Declaration – CA
- Approval: Major Disaster Declaration – OR and the Confederated Tribe of Siletz Indians

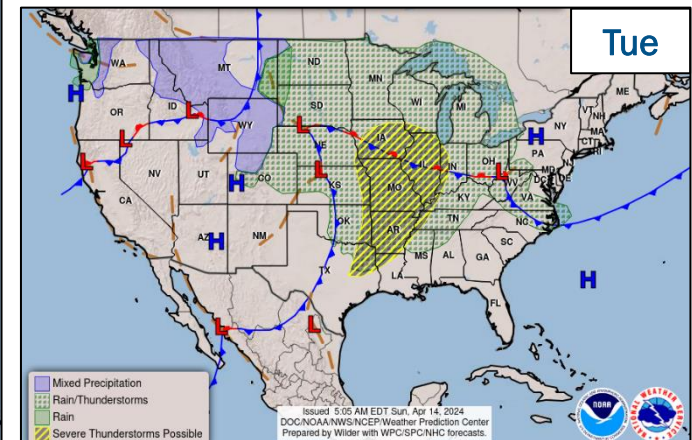
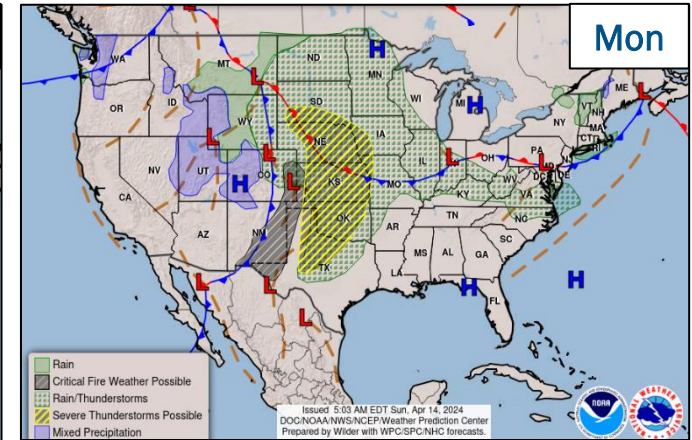
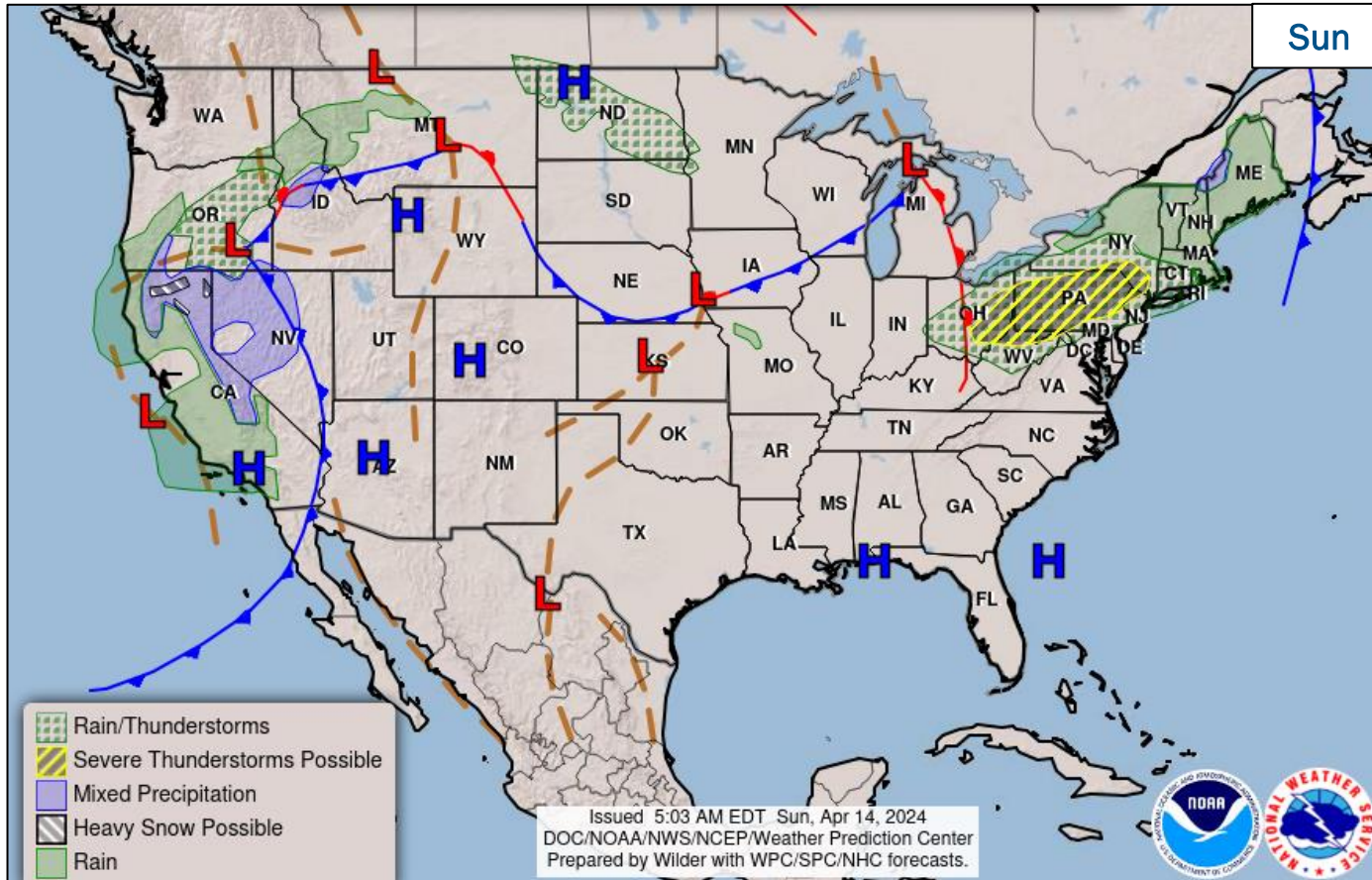
Event Monitoring

- No significant events



FEMA

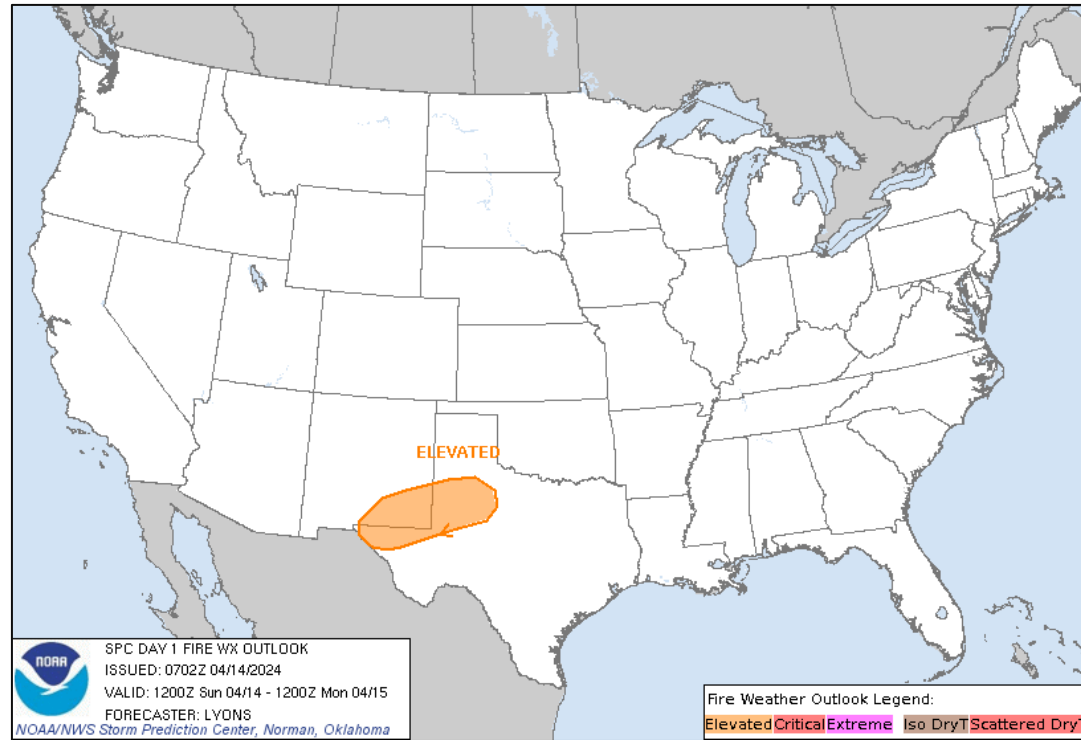
National Weather Forecast



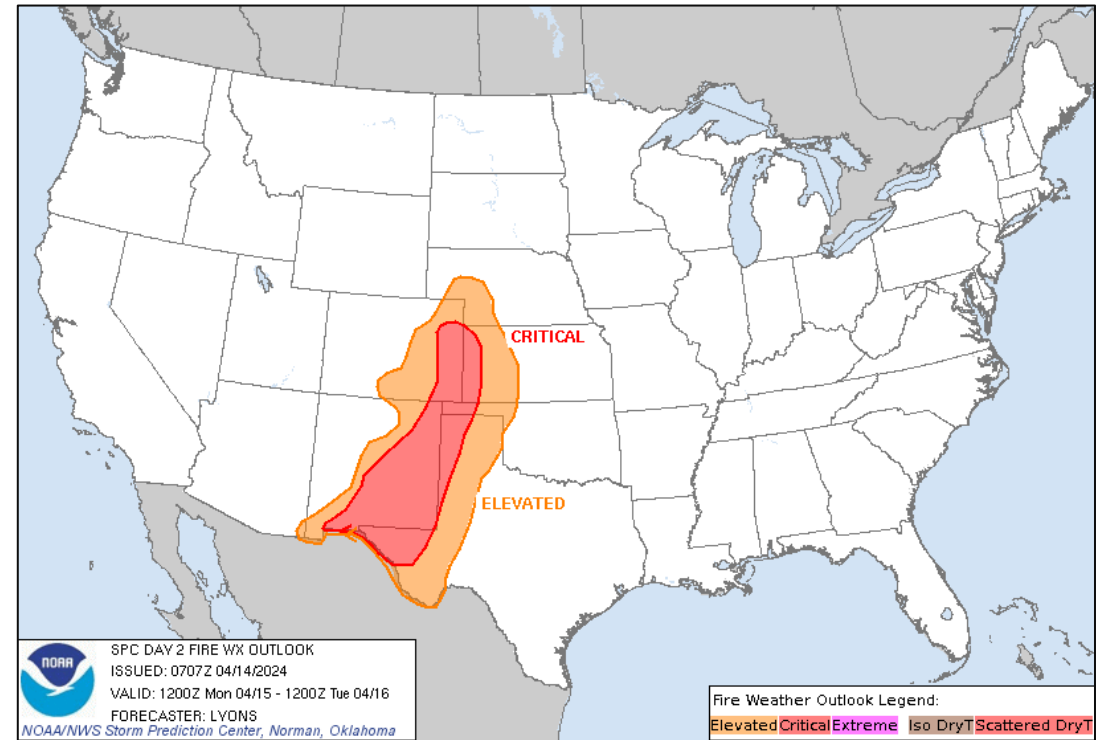
FEMA

National Watch Center

Fire Weather Outlook



Today



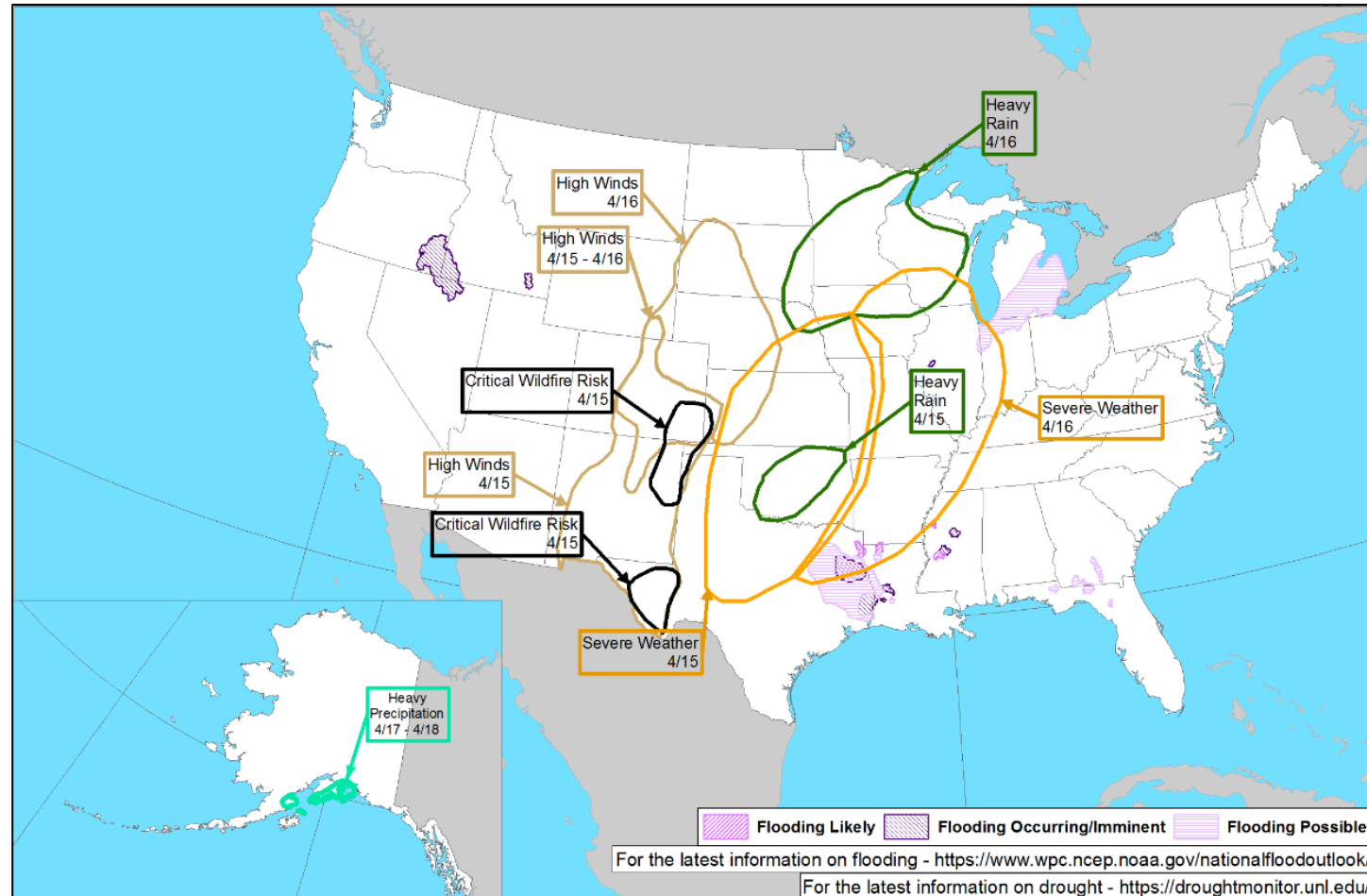
Tomorrow



FEMA

National Watch Center

Hazards Outlook – Apr 15-19



FEMA

FEMA Common Operating Picture

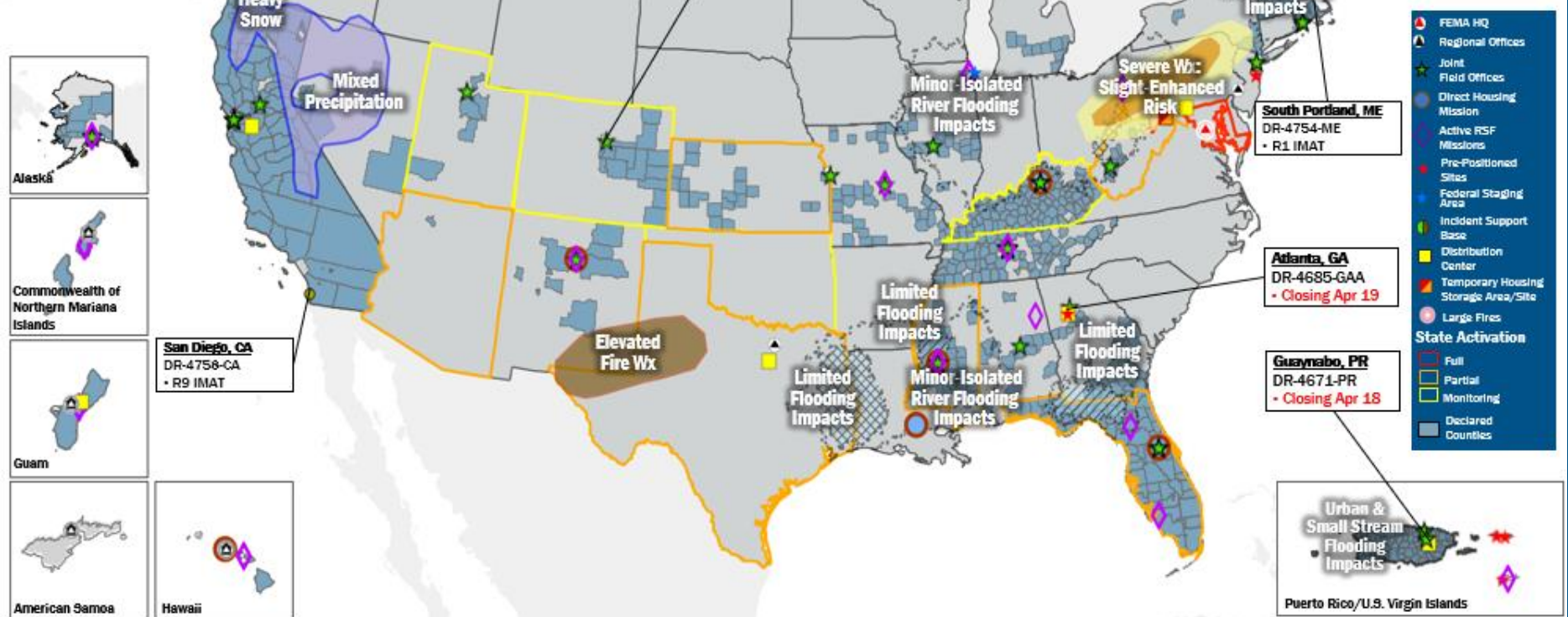
22 + 4 Joint Field Offices Virtual Joint Field Offices Supporting
76 + 2 Major Disasters Emergency Declarations
12 Direct Housing Missions **26** RSF-Supported Disasters

Sunday
April 14, 2024
8:30 a.m. ET

| FEMA HQ | |
|--|--|
| NWC | NRCC |
| Monitoring | Activated |
| FEMA REGIONS | |
| Watch | RRCC |
| Monitoring | I Rostered |
| Monitoring | II Rostered |
| Monitoring | III Rostered |
| Monitoring | IV Rostered |
| Monitoring | V Rostered |
| Monitoring | VI Rostered |
| Monitoring | VII Rostered |
| Monitoring | VIII Rostered |
| Monitoring | IX Rostered |
| Monitoring | X Rostered |
| Notes: | |
| RWCs/RRCCs/IMATs: NRCC: Sustained Ops | STATE EOCs: FL/LA/MS/WV/KY: Severe Weather TX: Ongoing Threats AZ/CO: SW Border KS/OK: Wildfires MD: Key Bridge Incident UT: Panguitch Dam |
| Volunteer Force | |
| Rostered 7,807 | Deployed 133 |
| Surge Capacity Force | |
| Rostered 7,877 | Deployed 0 |

| N-IMATs | |
|---------------------|-----------|
| 2-5 Teams Available | |
| Red | |
| White | |
| Blue | |
| Gold | |
| HS | |
| R-IMATs | |
| ≥ 7 Teams Available | |
| I | ME |
| II | |
| III | |
| IV-1 | |
| IV-2 | 1 |
| V | |
| VI-1 | |
| VI-2 | 3 |
| VII | 2 |
| VIII | |
| IX-1 | CA |
| IX-2 | Personnel |
| X | |

| REGIONAL BREAKDOWN | | | |
|--------------------|----------|----|----|
| | JFO/VJFO | DR | EM |
| I | 4/0 | 13 | 2 |
| II | 2/1 | 4 | 0 |
| III | 1/0 | 1 | 0 |
| IV | 5/1 | 20 | 0 |
| V | 1/0 | 3 | 0 |
| VI | 1/0 | 1 | 0 |
| VII | 2/0 | 2 | 0 |
| VIII | 2/0 | 2 | 0 |
| IX | 1/1 | 19 | 0 |
| X | 3/1 | 11 | 0 |



IM Workforce
13,897 Assigned
4,317 (-38) Unavailable
5,379 (-6) Deployed
30% / 4,201 (+44) Available

IM Cadre Availability
11 Cadres ≤ 25% Availability
Environmental Planning and Historic Preservation: 19% (148/797); Field Leadership: 19% (28/147); Financial Management: 14% (31/223); Hazard Mitigation: 24% (296/1,255); Human Resources: 21% (37/177); Interagency Recovery Coordination: 25% (75/301); Operations: 19% (63/326); Public Assistance: 22% (474/2,198); Planning: 12% (55/463); Safety: 13% (11/82); Security: 20% (28/139)

MERS
> 66%
36 Assigned
0 Unavailable
0 Deployed
36 Available

US&R
> 66%
28 Assigned
1 Unavailable
0 Deployed
27 Available

FCO
≤ 1 Type I
48 Assigned
5 Unavailable
39 (23 FCOR) Deployed
4 Available

Joint Preliminary Damage Assessments

| Region | State / Location | Incident | IA | Number of Counties | | Start - End |
|--------|------------------|---------------------------------|----|--------------------|----------|-------------|
| | | | PA | Requested | Complete | |
| I | RI | Flooding Jan 8-17 | IA | 3 | 3 | 2/15 - 2/22 |
| | | | PA | 4 | 3 | 2/26 - TBD |
| | MA | Flooding Sep 11-13 | IA | 2 | 0 | 3/28 - TBD |
| | | | PA | 2 | 0 | 3/28 - TBD |
| III | WV | Severe Winter Storms Apr 2-7 | IA | 6 | 0 | N/A |
| | | | PA | 0 | 0 | 4/11 - TBD |



FEMA

Declaration Requests in Process – 12

| State / Tribe / Territory – Incident Description | Type | IA | PA | HM | Requested |
|--|------|----|----|----|-----------|
| OH – Train Derailment | DR | X | X | X | Jul 3 |
| IA – Severe Winter Storms and Snowstorm | DR | | X | X | Feb 13 |
| MBMI* – Severe Storms and Flooding | DR | | X | X | Mar 1 |
| VT – Severe Winter Storm | DR | | X | X | Mar 6 |
| MA – Severe Storms and Flooding (APPEAL) | DR | X | X | X | Mar 11 |
| OR – Severe Winter Storms, Straight-line Winds, Landslides, and Mudslides – APPROVED | DR | | X | X | Mar 12 |
| SBKN** – Severe Storms and Flooding | DR | | X | X | Mar 21 |
| CA – Severe Storms, Flooding, Landslides, and Tornadoes – APPROVED | DR | | X | X | Mar 22 |
| HVT*** – Severe Winter Storm | DR | X | X | X | Mar 22 |
| WA – Severe Winter Storms, Straight-line Winds, Flooding, Landslides, and Mudslides | DR | | X | X | Mar 22 |
| KY – Severe Storm and Tornado | DR | X | | X | Mar 27 |
| NH – Severe Storms and Flooding | DR | | X | X | Mar 28 |
| OH – Tornadoes | DR | X | | X | Mar 29 |
| KS – Severe Winter Storm | DR | | X | X | Apr 9 |

* Morongo Band of Mission Indians | ** Sycuan Band of the Kumeyaay Nation | *** Hoopa Valley Tribe



FEMA

National Watch Center

Declaration Approval – California

Declaration: Major Disaster Declaration – FEMA-4769-DR-CA

Date Requested: Mar 22

Date Approved: Apr 13

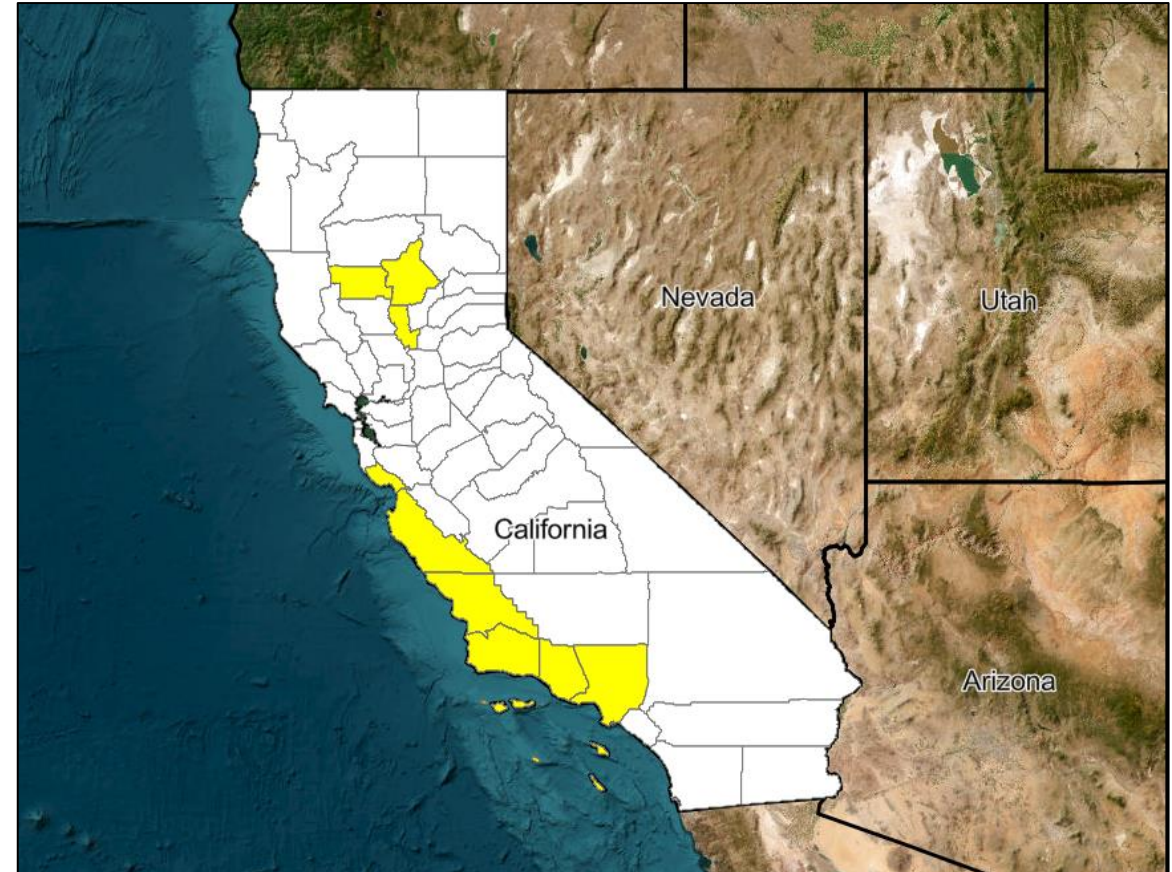
Incident: Severe Winter Storms, Tornadoes, Flooding, Landslides, and Mudslides

Incident Period: Jan 31–Feb 9

Provides:

- **PA:** 9 counties
- **Hazard Mitigation:** Statewide

FCO: Andrew F. Grant



■ PA



FEMA

Declaration Approval – Oregon

Declaration: Major Disaster Declaration – FEMA-4768-DR-OR

Date Requested: Mar 12

Date Approved: Apr 13

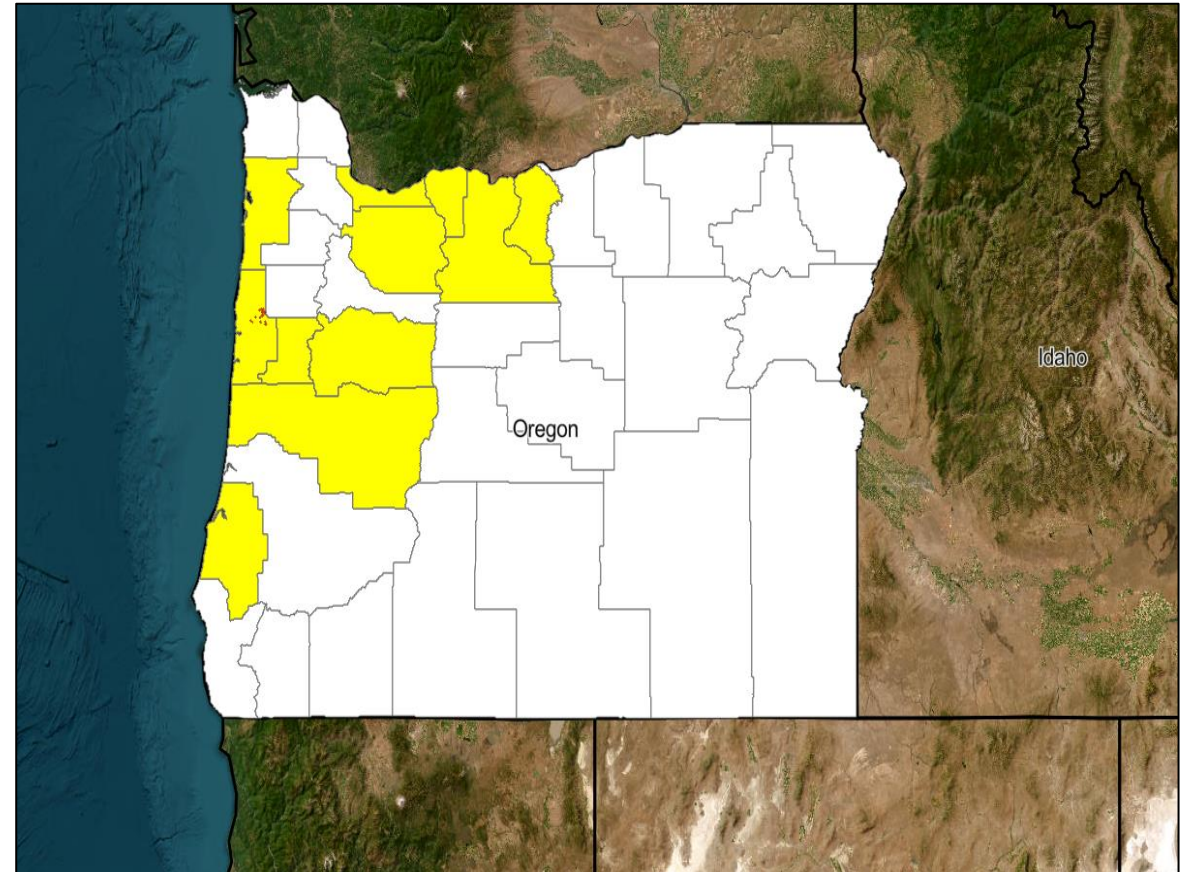
Incident: Severe Winter Storms, Straight-line Winds, Landslides, and Mudslides

Incident Period: Jan 10–22

Provides:

- **PA:** 11 counties and the Confederated Tribes of Siletz Indians
- **Hazard Mitigation:** Statewide

FCO: Yolanda J. Jackson



■ PA



FEMA



FEMA

Helping people before, during, and after disasters.



Scan to subscribe to this briefing.