

FEMA National Watch Center

# Daily Operations Briefing

Sunday, April 13, 2025

8:30 a.m. ET



**FEMA**

# National Current Ops / Monitoring

---

## New Significant Incidents / Ongoing Ops

- No new significant incidents / operations

## Hazard Monitoring

- Riverine Flooding – Southern Plains, Mississippi, Tennessee, and Ohio Valleys
- Critical Fire Weather – Southwest to Southern Plains

---

## Disaster Declaration Activity

- No new declaration activity

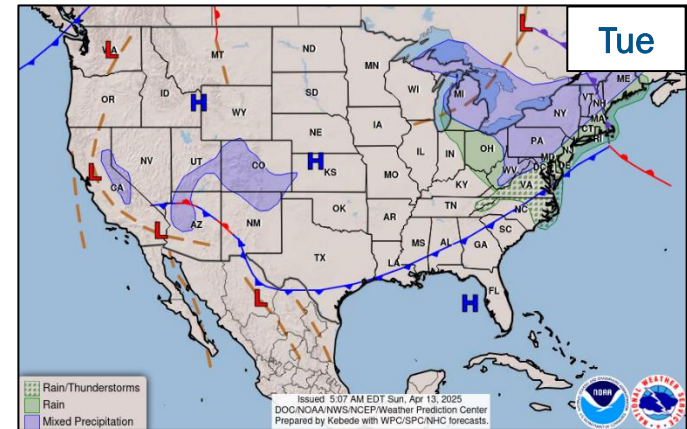
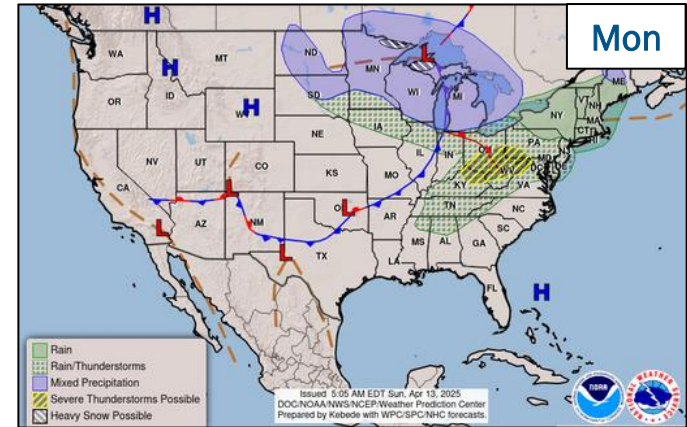
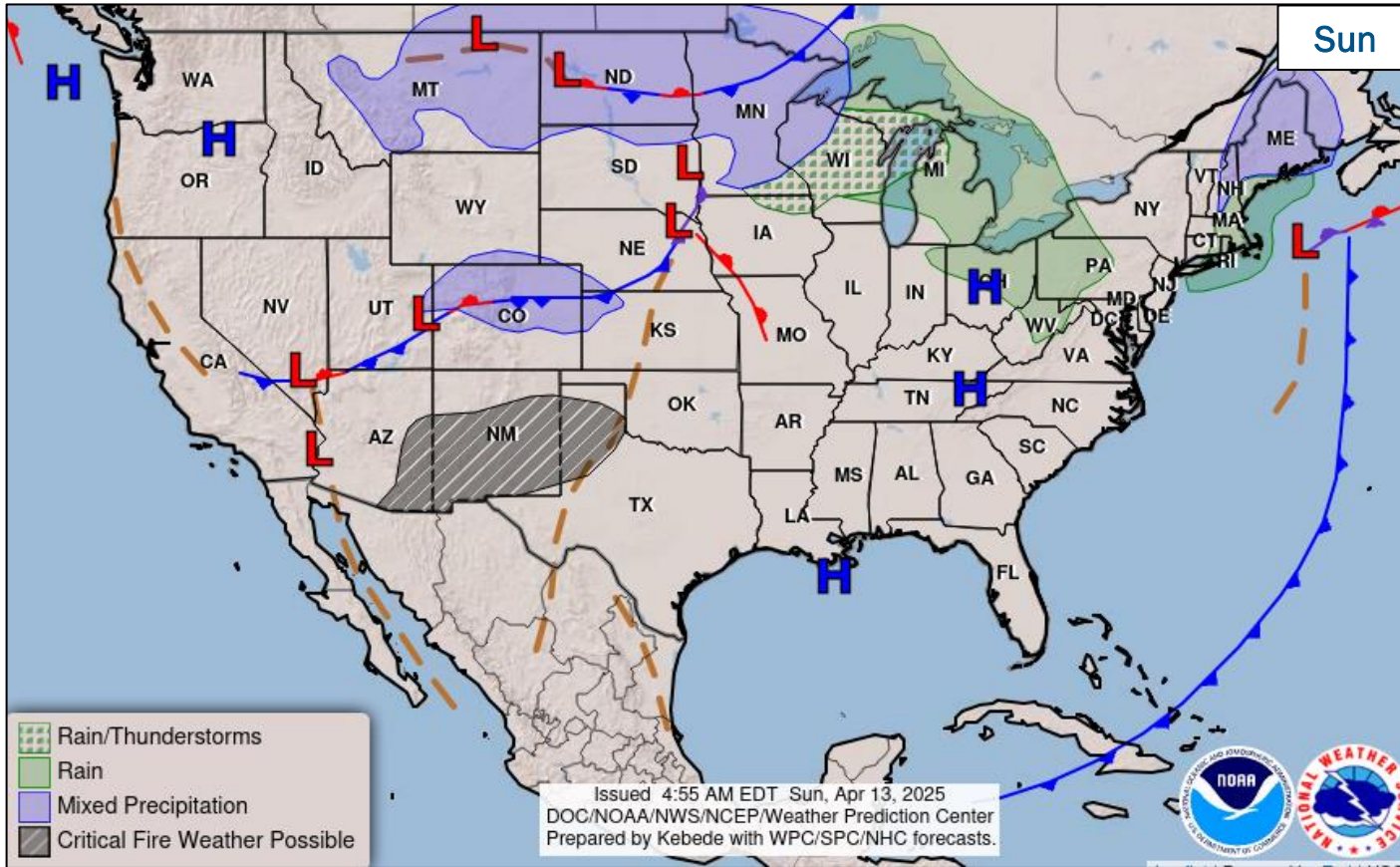
## Event Monitoring

- No new significant events



**FEMA**

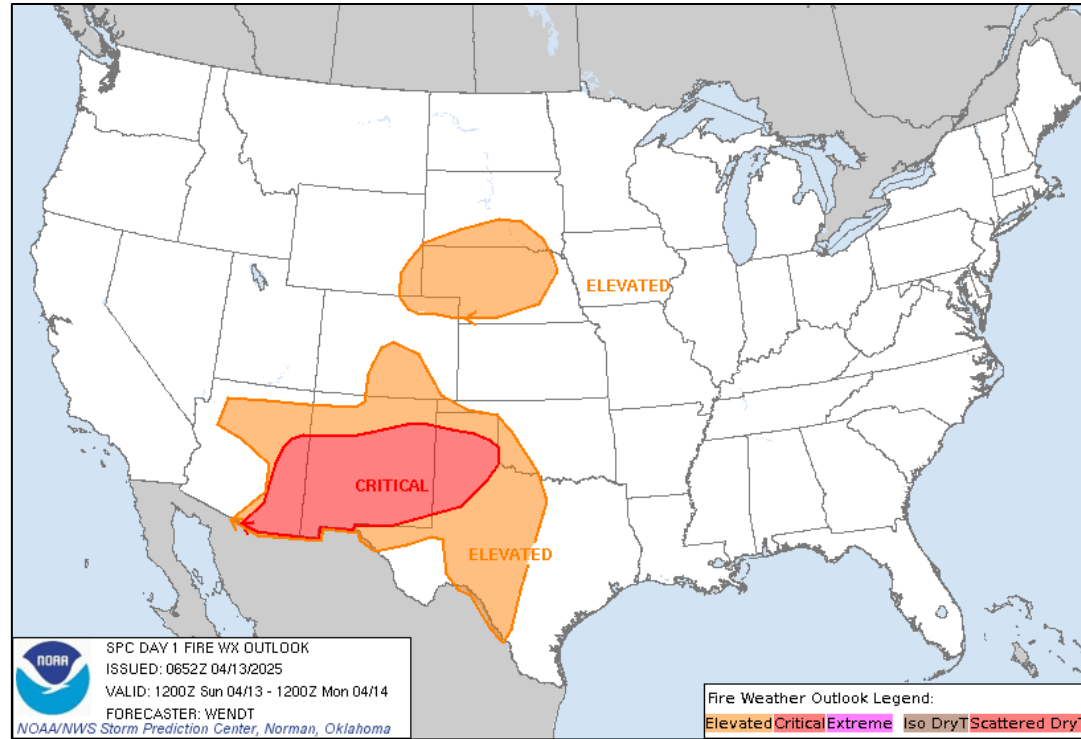
# National Weather Forecast



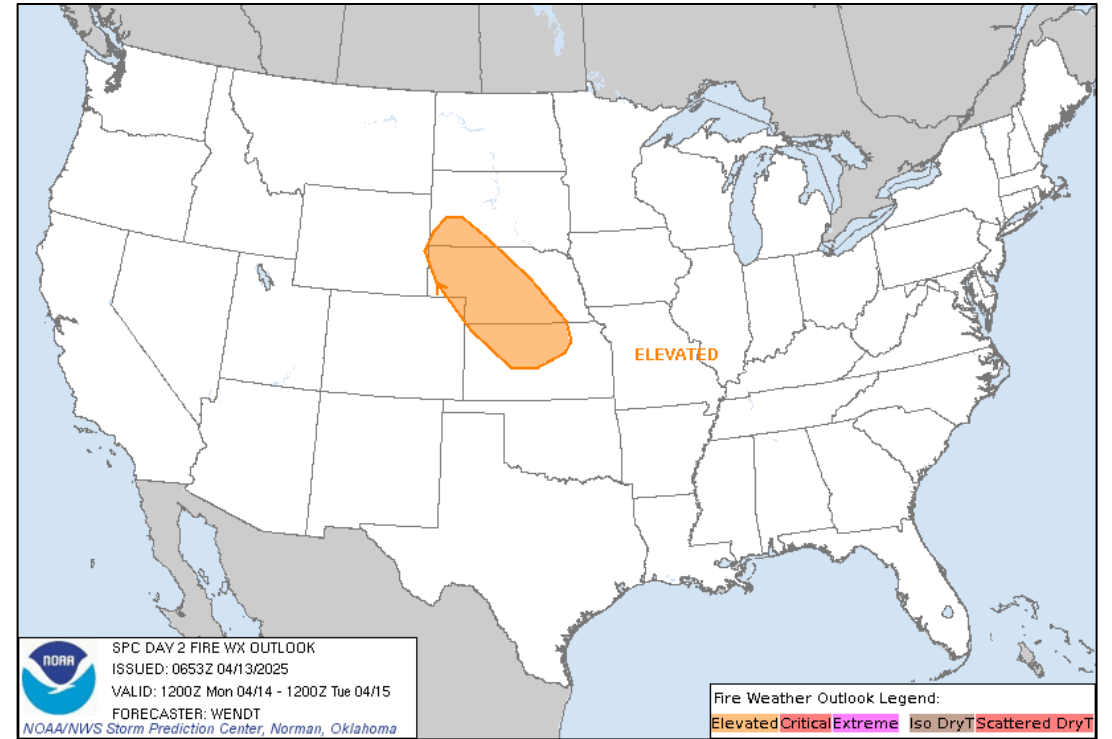
FEMA

National Watch Center

# Fire Weather Outlook



Today



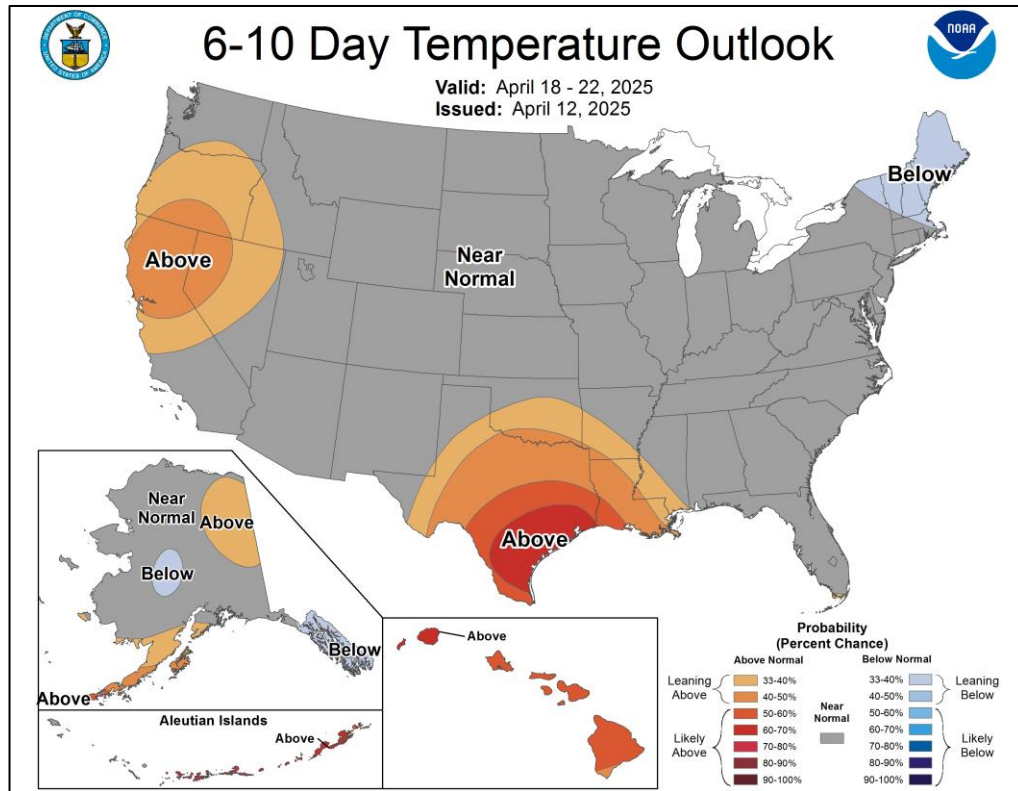
Tomorrow



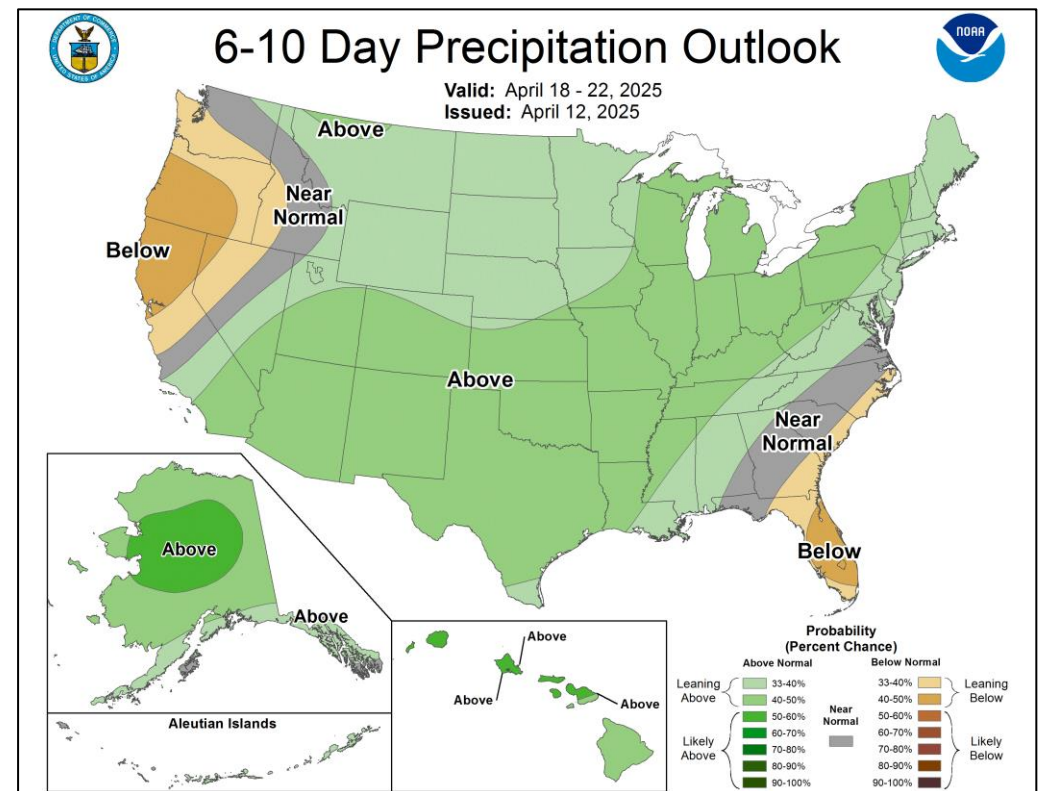
FEMA

National Watch Center

# Long Range Outlooks – Apr 18-22



6-10 Day Temperature Probability



6-10 Day Precipitation Probability



FEMA

# FEMA Common Operating Picture

**30** Joint Field Offices    **88 + 11** Major Disasters    **10** Direct Housing Missions    **20** RSF-Supported Disasters    **6** Joint Recovery Offices

Sunday  
April 13, 2025  
8:30 a.m. ET

FEMA HQ	
NWC	NRCC
Monitoring	Steady State
FEMA REGIONS	
Watch	RRCC
Monitoring I	Rostered
Monitoring II	Rostered
Monitoring III	Rostered
Enhanced IV	Rostered
Monitoring V	Rostered
Monitoring VI	Rostered
Monitoring VII	Rostered
Monitoring VIII	Rostered
Monitoring IX	Rostered
Monitoring X	Rostered

N-IMATs	
2-5 Teams Available	
Red	
White	
Blue	
Gold	
HS	DC (Jan 28)

R-IMATs	
4-6 Teams Available	
I	3 / VT (Jan 6)
II	2 / USVI (Oct 30)
III	Demobilizing
IV-1	TN (Apr 4)
IV-2	KY (Feb 16)
V	
VI-1	AR (Apr 4)
VI-2	Personnel
VII	
VIII	KY (Apr 6)
IX-1	CA (Jan 8)
IX-2	CA (Mar 6)
X	1

**Notes:**

NRCC/RWCs/RRCCs: • R-IV RWC: Flooding	State EOCs: • HI/TX: Wildfires • WV: Winter Storms • AL/AR/FL/IL/KY/MO/MS/TN: Severe Weather • FL/NC: Previous Incidents • OR: Flooding • ID: Potential Flooding • MI: Ice Storm • OK: Fire Weather
--	---

Volunteer Force	
Rostered 7,974	Deployed 1
Surge Capacity Force	
Rostered 8,799	Deployed 0

Fully Mission Capable (FMC)
Partially Mission Capable (PMC)
Not Mission Capable (NMC)
Deployed

REGIONAL BREAKDOWN				
	JFO	DR	EM	JRO
I	3	10	0	0
II	4	6	0	2
III	2	8	1	0
IV	7	29	9	1
V	0	0	0	0
VI	2	6	1	3
VII	4	14	0	0
VIII	1	1	0	0
IX	2	5	0	0
X	5	9	0	0



Oakland, CA  
DR-4482-CA  
• R-IX IMAT-2

Pasadena, CA  
DR-4856-CA  
• R-IX IMAT-1

Greenville, KY  
EM-3626-KY  
• MD-TF 1

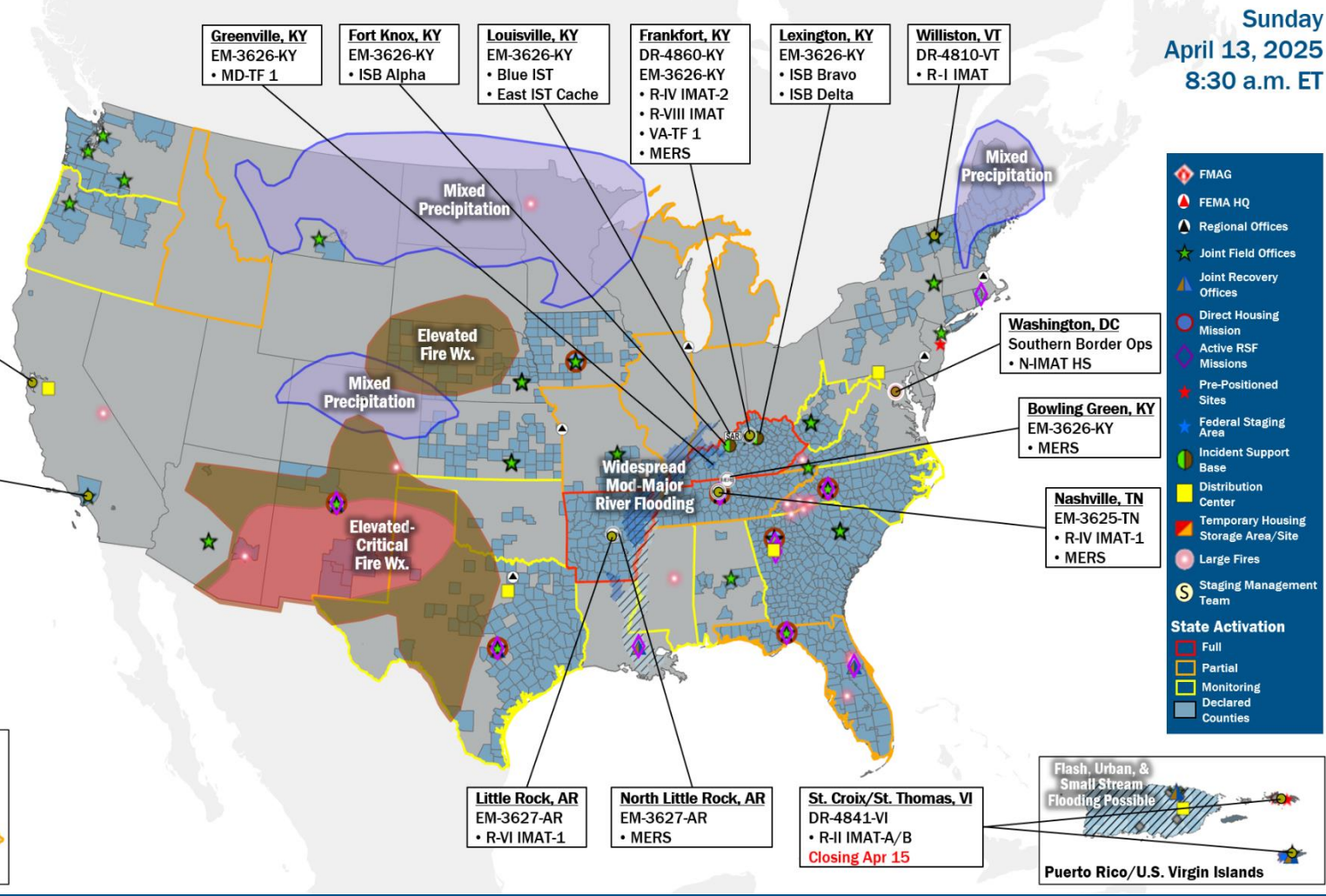
Fort Knox, KY  
EM-3626-KY  
• ISB Alpha

Louisville, KY  
EM-3626-KY  
• Blue IST  
• East IST Cache

Frankfort, KY  
DR-4860-KY  
EM-3626-KY  
• R-IV IMAT-2  
• R-VIII IMAT  
• VA-TF 1  
• MERS

Lexington, KY  
EM-3626-KY  
• ISB Bravo  
• ISB Delta

Williston, VT  
DR-4810-VT  
• R-I IMAT



**Legend:**

- FMAG
- FEMA HQ
- Regional Offices
- Joint Field Offices
- Joint Recovery Offices
- Direct Housing Mission
- Active RSF Missions
- Pre-Positioned Sites
- Federal Staging Area
- Incident Support Base
- Distribution Center
- Temporary Housing Storage Area/Site
- Large Fires
- Staging Management Team

**State Activation:**

- Full
- Partial
- Monitoring
- Declared Counties

Flash, Urban, & Small Stream Flooding Possible  
Puerto Rico/U.S. Virgin Islands

## IM Workforce

14,132 Assigned  
4,837 (-5) Unavailable  
7,049 (-3) Deployed  
  
16% / 2,246 (+8) Available

## IM Cadre Availability

19 Cadres ≤ 25% Availability

Civil Rights: 18% (32/179); Disaster Field Training Operations: 23% (23/98); Disability Integration: 13% (5/39); Disaster Survivor Assistance: 22% (288/1,303); External Affairs: 7% (26/396); Environmental Planning and Historic Preservation: 13% (114/883); Field Leadership: 9% (13/143); Financial Management: 18% (41/233); Hazard Mitigation: 11% (129/1,224); Human Resources: 15% (26/176); Individual Assistance: 13% (342/2,652); Interagency Recovery Coordination: 23% (79/342); Information Technology: 19% (138/713); Logistics: 9% (148/1,626); Operations: 16% (60/372); Public Assistance: 13% (292/2,308); Planning: 5% (24/460); Safety: 15% (14/94); Security: 10% (13/136)

**MERS**  
≥ 66%

36 Assigned  
0 Unavailable  
4 (-1) Deployed  
  
32 (+1) Available

**US&R**  
≥ 66%

28 Assigned  
5 Unavailable  
2 Deployed  
  
21 Available

**FCO**  
2 Type I

49 Assigned  
4 Unavailable  
41 (25 FCOR) Deployed  
  
4 Available

# Joint Preliminary Damage Assessments

Region	State / Location	Incident	IA	Number of Counties		Start - End
			PA	Requested	Complete	
IV	TN	Severe Weather and Flooding Apr 2-7	IA	21	12	4/7 - TBD
			PA	21	10 (+5)	4/7 - TBD
	KY	Severe Storms, Tornadoes, Flooding April 2	IA	42	35	4/7 - TBD
			PA	46 (+46)	0	TBD - TBD
V	MI	Ice Storm Mar 28	IA	12	0	4/21 - TBD
			PA	12	0	4/28 - TBD
VI	TX	Flooding Mar 26 and continuing	IA	4	2	4/4 - TBD
			PA	0	0	N/A
	AR	Severe Storms, Tornadoes, and Flooding Apr 2	IA	24	1	4/10 - TBD
			PA	0	0	N/A
VII	IA	Winter Storm Mar 19	IA	0	0	N/A
			PA	5	4 (+4)	4/14 - TBD
	MO	Severe Storms, Flooding, and Tornadoes Mar 30 and continuing	IA	20	0	4/15 - TBD
			PA	0	0	N/A
X	OR	Severe Storms Mar 13	IA	3	0	4/7 - TBD
			PA	5 (+1)	0	4/7 - TBD



FEMA

# Declaration Requests in Process – 7

State / Tribe / Territory – Incident Description	Type	IA	PA	HM	Requested
KY – Severe Winter Storms and Snowstorms	DR		X	X	Jan 30
OK – Wildfires and Straight-line Winds	DR	X		X	Mar 21
HI – Flooding	DR		X	X	Mar 27
MS – Severe Storms, Straight-line Winds, Tornadoes, and Flooding	DR	X	X	X	Apr 1
MO – Severe Storms, Straight-line Winds, Tornadoes, and Wildfires	DR	X	X	X	Apr 2
KY – Severe Storms, Straight-line Winds, Tornadoes, Flooding, Landslides, and Mudslides	DR	X	X	X	Apr 11
MI – Severe Winter Storm	EM		X		Apr 11



**FEMA**



# FEMA

Helping people before, during, and after disasters.



*Scan to subscribe to this briefing.*