

FEMA National Watch Center

Daily Operations Briefing

Saturday, April 12, 2025

8:30 a.m. ET



FEMA

National Current Ops / Monitoring

New Significant Incidents / Ongoing Ops

- No new significant incidents / operations

Hazard Monitoring

- Riverine Flooding – Southern Plains, Mississippi, Tennessee, and Ohio Valleys
- Critical Fire Weather – Southern Rockies to Southern Plains

Disaster Declaration Activity

- Request: Major Disaster Declaration – KY
- Request: Emergency Declaration – MI

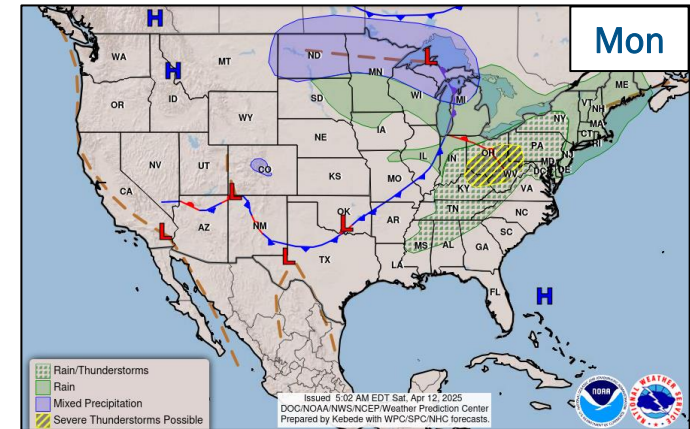
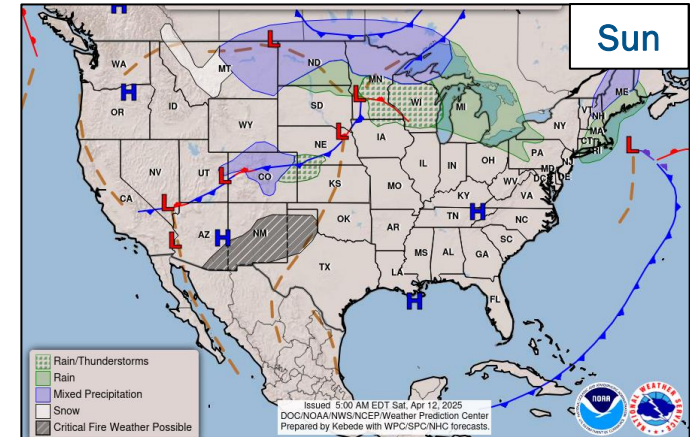
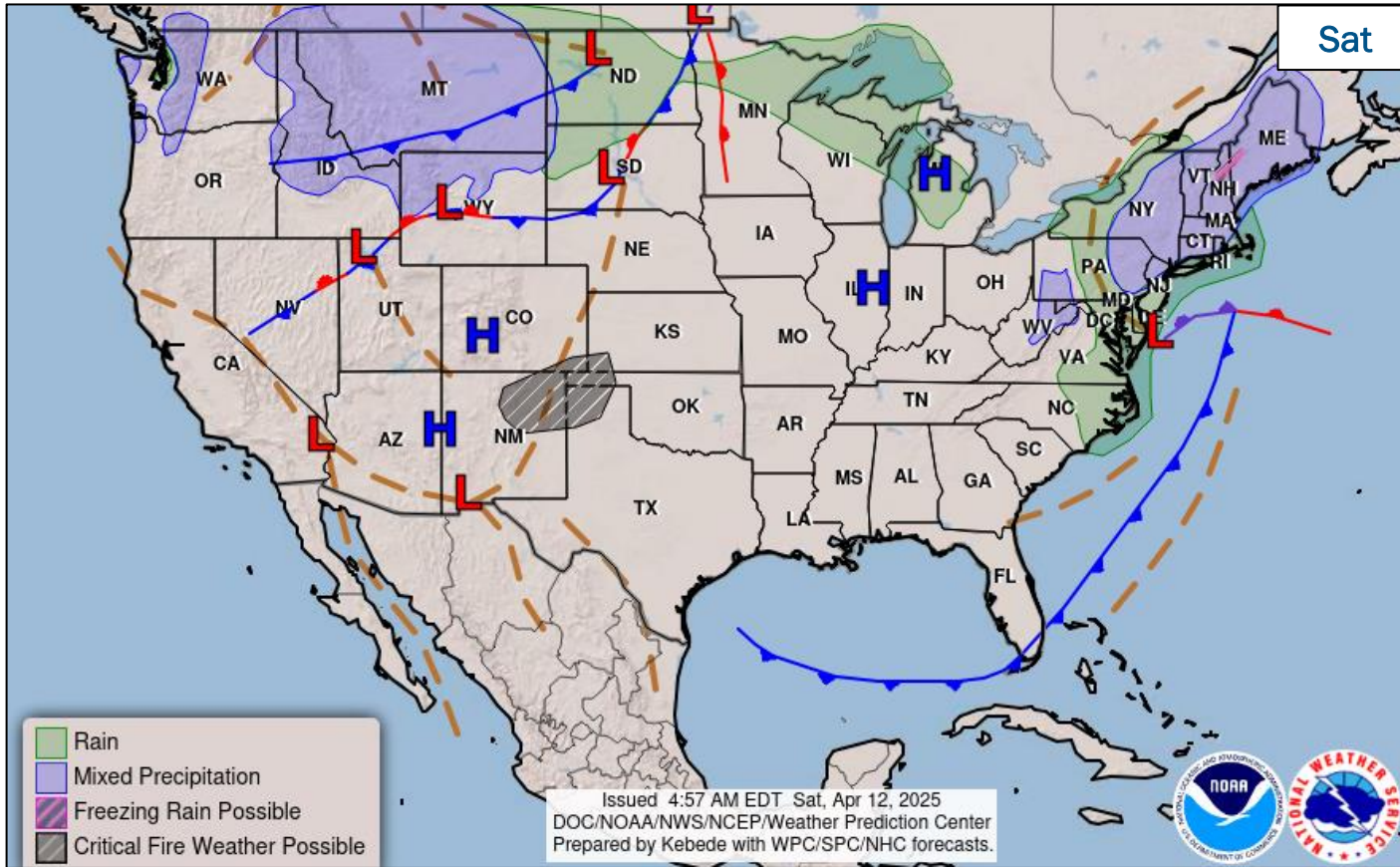
Event Monitoring

- No new significant events



FEMA

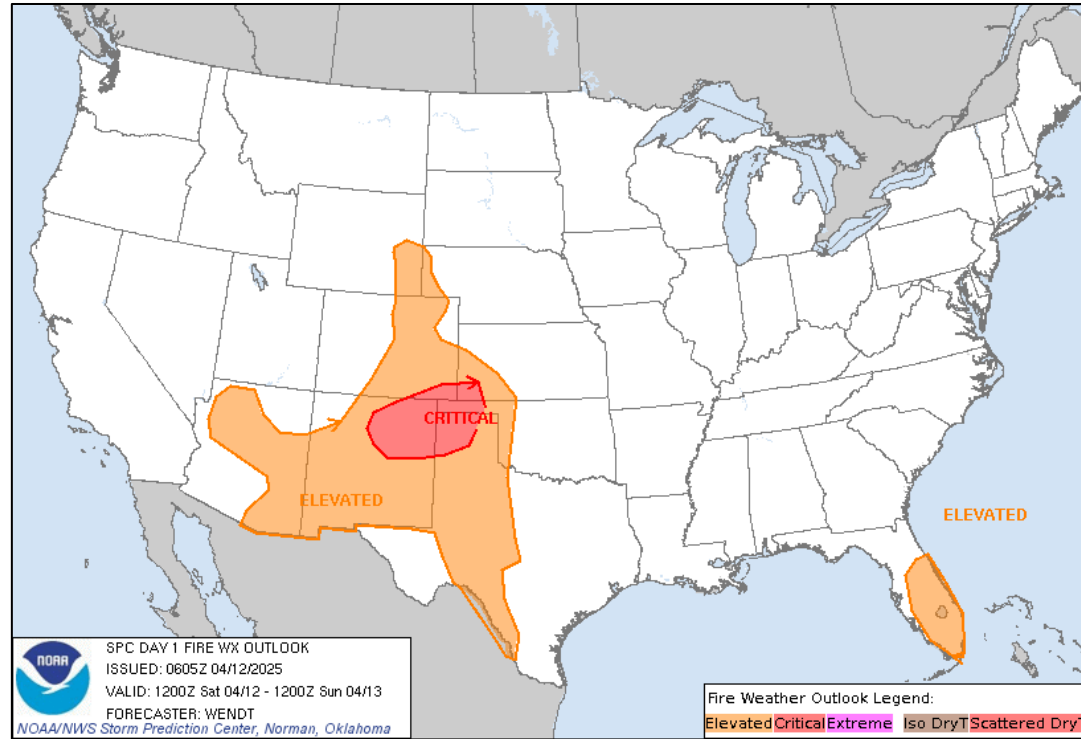
National Weather Forecast



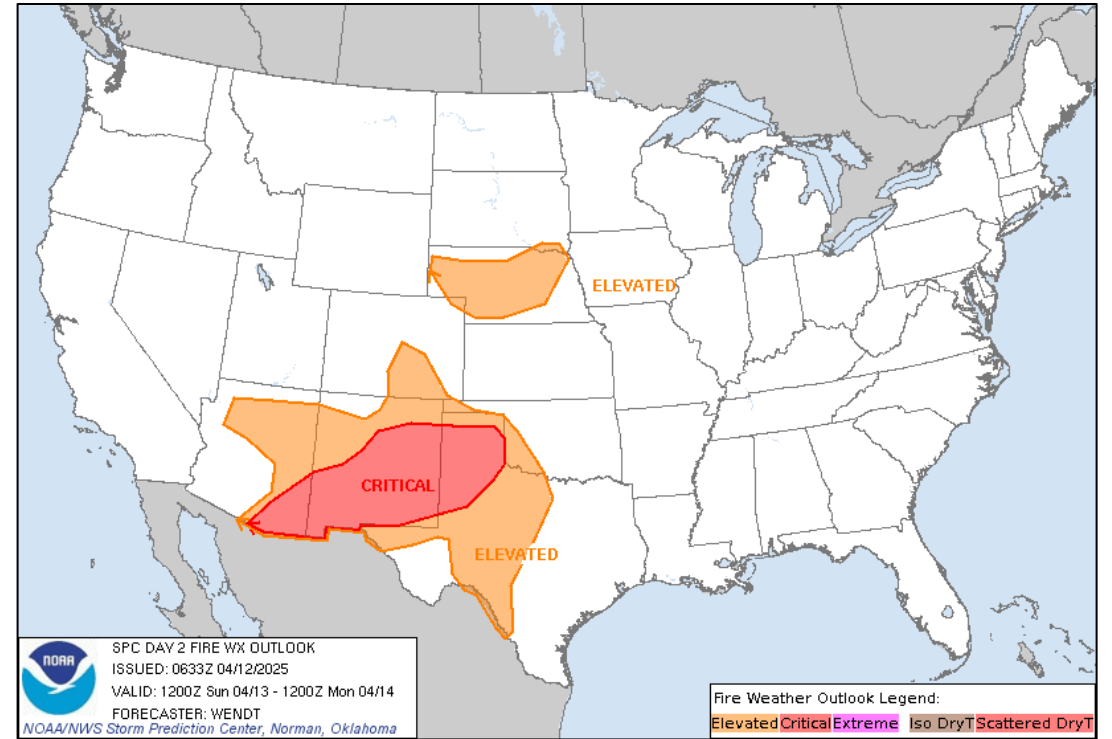
FEMA

National Watch Center

Fire Weather Outlook



Today



Tomorrow



FEMA

National Watch Center

FEMA Common Operating Picture

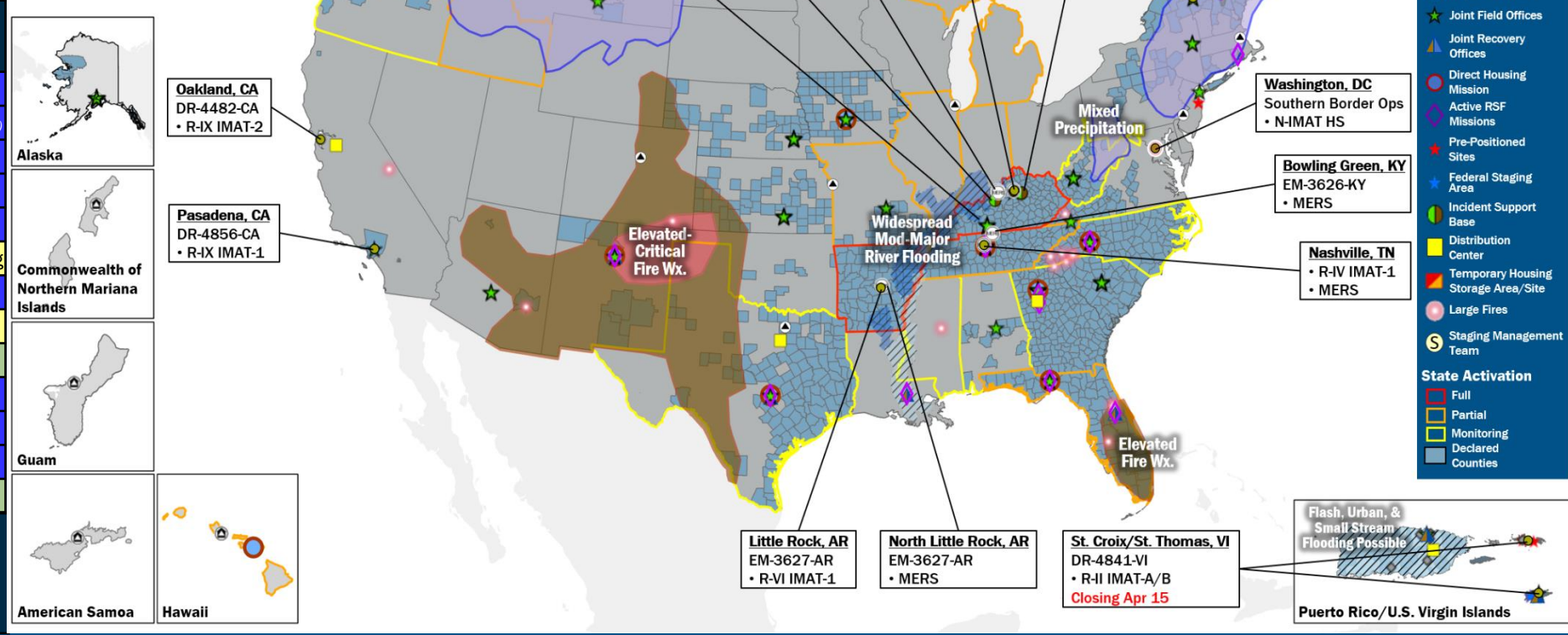
30 Joint Field Offices **Supporting** **88 + 11** Major Disasters Emergency Declarations **10** Direct Housing Missions **20** RSF-Supported Disasters **6** Joint Recovery Offices

Saturday
April 12, 2025
8:30 a.m. ET

FEMA HQ	
NWC	NRCC
Monitoring	Steady State
FEMA REGIONS	
Watch	RRCC
Monitoring I	Rostered
Monitoring II	Rostered
Monitoring III	Rostered
Enhanced IV	Rostered
Monitoring V	Rostered
Monitoring VI	Rostered
Monitoring VII	Rostered
Monitoring VIII	Rostered
Monitoring IX	Rostered
Monitoring X	Rostered
Notes:	
NRCC/RWCs/RRCCs: • RIV: Flooding	State EOCs: • HI/OK/SC/TX: Wildfires • WV: Winter Storms • AL/FL/KY/MO/MS/TN/IL/IN/AR/LA: Severe Weather • FL/NC: Previous Incidents • OR: Flooding • ID: Potential Flooding • MI: Power Outages
Volunteer Force	
Rostered 7,974	Deployed 1
Surge Capacity Force	
Rostered 8,799	Deployed 0

N-IMATs	
2-5 Teams Available	
Red	
White	
Blue	
Gold	
HS	DC (Jan 28)
R-IMATs	
4-6 Teams Available	
I	3 / VT (Jan 6)
II	2 / USVI (Oct 30)
III	Demobilizing
IV-1	TN (Apr 4)
IV-2	KY (Feb 16)
V	Reconstituting
VI-1	AR (Apr 4)
VI-2	Personnel
VII	
VIII	KY (Apr 6)
IX-1	CA (Jan 8)
IX-2	CA (Mar 6)
X	1

REGIONAL BREAKDOWN				
	JFO	DR	EM	JRO
I	3	10	0	0
II	4	6	0	2
III	2	8	1	0
IV	7	29	9	1
V	0	0	0	0
VI	2	6	1	3
VII	4	14	0	0
VIII	1	1	0	0
IX	2	5	0	0
X	5	9	0	0



Legend

- FMAG
- FEMA HQ
- Regional Offices
- Joint Field Offices
- Joint Recovery Offices
- Direct Housing Mission
- Active RSF Missions
- Pre-Positioned Sites
- Federal Staging Area
- Incident Support Base
- Distribution Center
- Temporary Housing Storage Area/Site
- Large Fires
- Staging Management Team

State Activation

- Full
- Partial
- Monitoring
- Declared
- Counties

IM Workforce

14,132 (-1) Assigned
4,842 (+13) Unavailable
7,052 (-3) Deployed

16% / 2,238 (-11) Available

IM Cadre Availability

19 Cadres ≤ 25% Availability

Civil Rights: 18% (32/179); Disaster Field Training Operations: 23% (23/98); Disability Integration: 13% (5/39); Disaster Survivor Assistance: 22% (288/1,303); External Affairs: 7% (26/396); Environmental Planning and Historic Preservation: 13% (114/883); Field Leadership: 9% (13/143); Financial Management: 18% (42/233); Hazard Mitigation: 11% (129/1,224); Human Resources: 13% (22/176); Individual Assistance: 13% (342/2,652); Interagency Recovery Coordination: 23% (79/342); Information Technology: 19% (138/713); Logistics: 9% (143/1,626); Operations: 16% (60/372); Public Assistance: 13% (292/2,308); Planning: 5% (24/460); Safety: 15% (14/94); Security: 10% (13/136)

MERS

≥ 66%

36 Assigned
0 Unavailable
5 Deployed

31 Available

US&R

≥ 66%

28 Assigned
5 Unavailable
2 Deployed

21 Available

FCO

2 Type I

49 Assigned
4 Unavailable
41 (25 (-1) FCOR) Deployed

4 Available

Joint Preliminary Damage Assessments

Region	State / Location	Incident	IA	Number of Counties		Start - End
			PA	Requested	Complete	
IV	TN	Severe Weather and Flooding Apr 2-7	IA	21	12	4/7 - TBD
			PA	21	5	4/7 - TBD
	KY	Severe Storms, Tornadoes, Flooding April 2	IA	42	35	4/7 - TBD
			PA	0	0	N/A
VI	TX	Flooding Mar 26 and continuing	IA	4	2	4/4 - TBD
			PA	0	0	N/A
	AR	Severe Storms, Tornadoes, and Flooding Apr 2	IA	24	1	4/10 - TBD
			PA	0	0	N/A
VII	IA	Winter Storm TBD	IA	0	0	N/A
			PA	5	0	TBD - TBD
	NE	Blizzard and Severe Weather Mar 18-19	IA	0	0	TBD - TBD
			PA	32	32 (+32)	3/31 - 4/9
	KS	Severe Storm, Fires, Straight-line Winds, and Winter Storm Mar 14-19	IA	0	0	N/A
			PA	30	30 (+30)	4/3 - 4/10
MO	Severe Storms, Flooding, and Tornadoes Mar 30 and continuing	IA	20	0	4/15 - TBD	
		PA	0	0	N/A	
X	OR	Severe Storms Mar 13	IA	3	0	4/7 - TBD
			PA	4	0	4/7 - TBD



FEMA

Declaration Request – Kentucky

Declaration Type: Major Disaster Declaration – KY

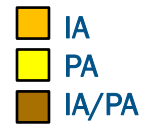
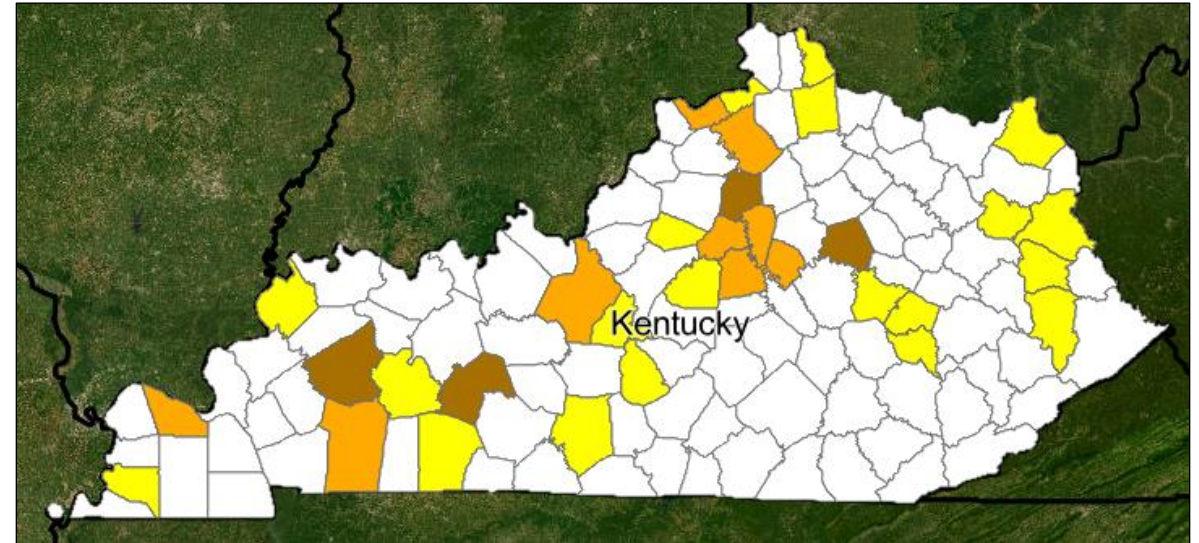
Requested: Apr 11

Incident: Severe Storms, Straight-line Winds, Tornadoes, Flooding, Landslides, and Mudslides

Incident Period: Apr 2 and continuing

Requested:

- **IA:** 9 counties
- **PA:** 20 counties
- **IA/PA:** 4 counties
- **Hazard Mitigation:** Entire Commonwealth



FEMA

Declaration Request – Michigan

Declaration Type: Emergency Declaration – MI

Requested: Apr 11

Incident: Severe Winter Storm

Incident Period: Mar 28-30

Requested:

- **PA:** 12 counties and Little Traverse Bay Bands of Odawa Indians



■ PA



FEMA

Declaration Requests in Process – 7

State / Tribe / Territory – Incident Description	Type	IA	PA	HM	Requested
CA – Park and Borel Fires (Appeal) – Denied	DR	X	X	X	Dec 2
WA – Severe Storms, Straight-line Winds, Flooding, Landslides, and Mudslides – Denied	DR		X	X	Jan 14
KY – Severe Winter Storms and Snowstorms	DR		X	X	Jan 30
TN – Severe Storms and Flooding – Denied	DR	X		X	Mar 18
AR – Severe Storms and Tornadoes – Denied	DR	X		X	Mar 21
OK – Wildfires and Straight-line Winds	DR	X		X	Mar 21
HI – Flooding	DR		X	X	Mar 27
MS – Severe Storms, Straight-line Winds, Tornadoes, and Flooding	DR	X	X	X	Apr 1
MO – Severe Storms, Straight-line Winds, Tornadoes, and Wildfires	DR	X	X	X	Apr 2
KY – Severe Storms, Straight-line Winds, Tornadoes, Flooding, Landslides, and Mudslides	DR	X	X	X	Apr 11
MI – Severe Winter Storm	EM		X		Apr 11



FEMA



FEMA

Helping people before, during, and after disasters.



Scan to subscribe to this briefing.