

FEMA National Watch Center

Daily Operations Briefing

Friday, April 11, 2025

8:30 a.m. ET



FEMA

National Current Ops / Monitoring

New Significant Incidents / Ongoing Ops

- No new significant incidents / operations

Hazard Monitoring

- Elevated Fire Weather – Northern to Central Plains, Southeast

Disaster Declaration Activity

- No new declaration activity

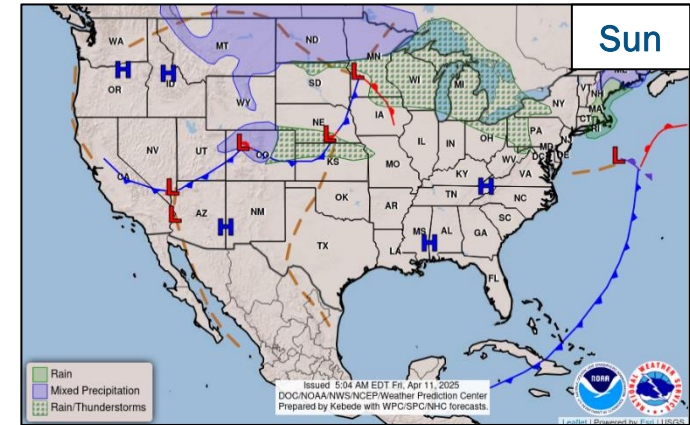
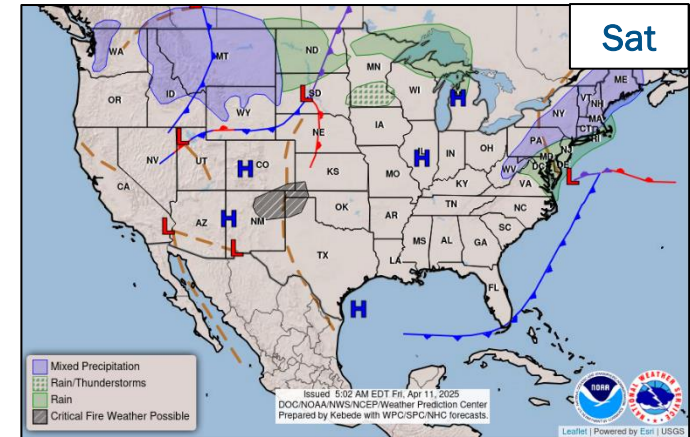
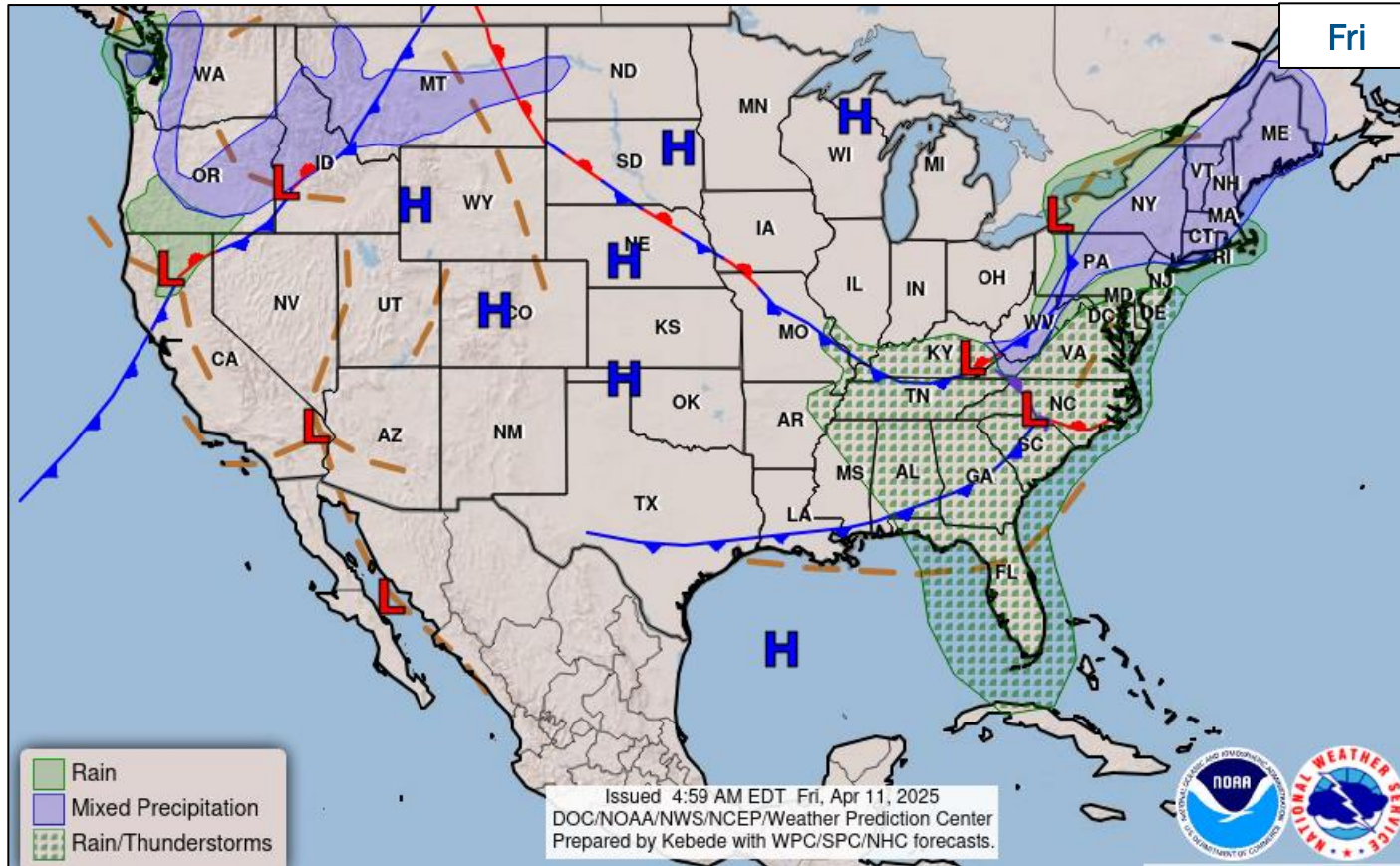
Event Monitoring

- No new significant events



FEMA

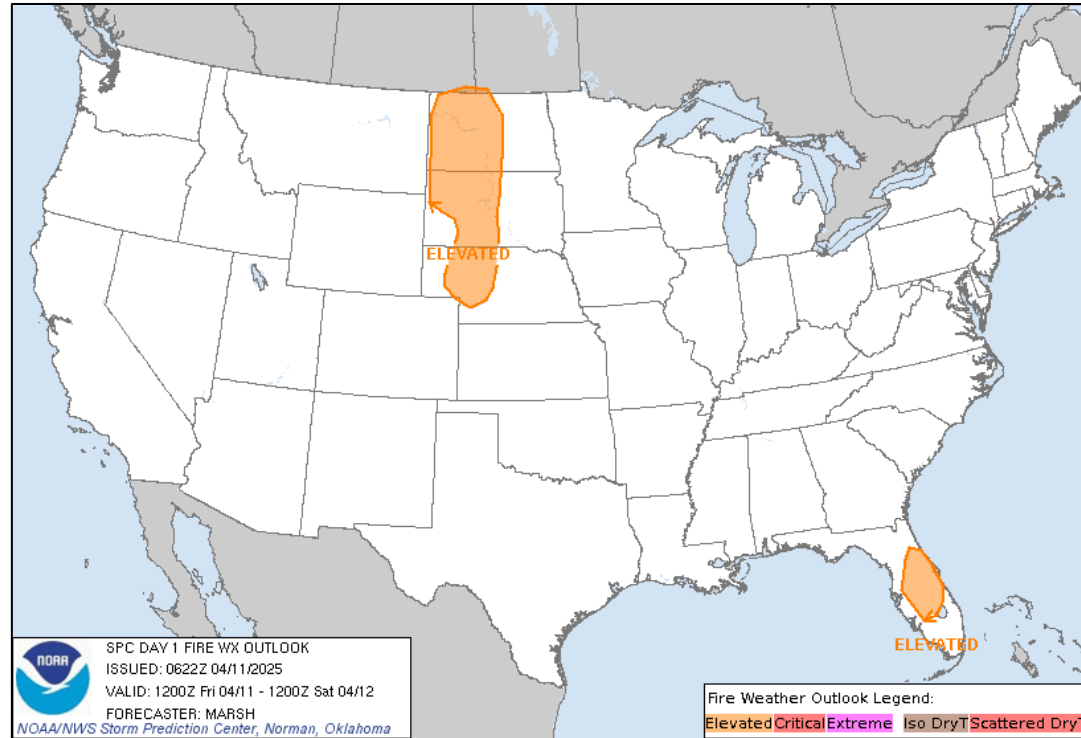
National Weather Forecast



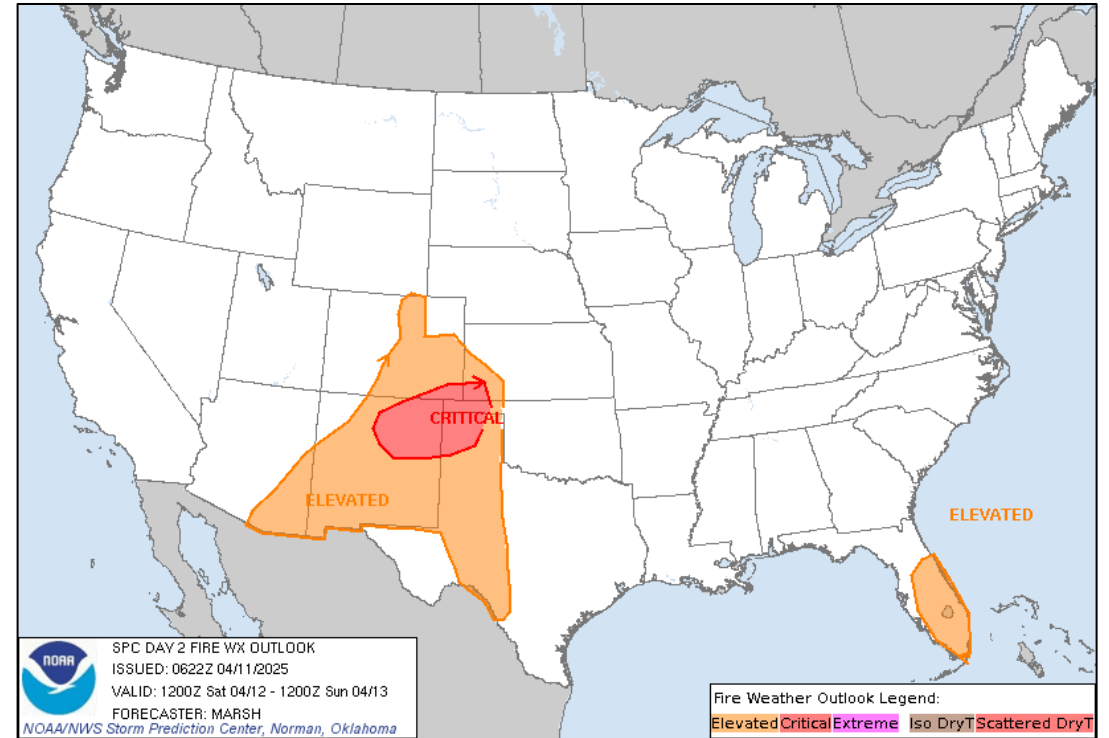
FEMA

National Watch Center

Fire Weather Outlook



Today



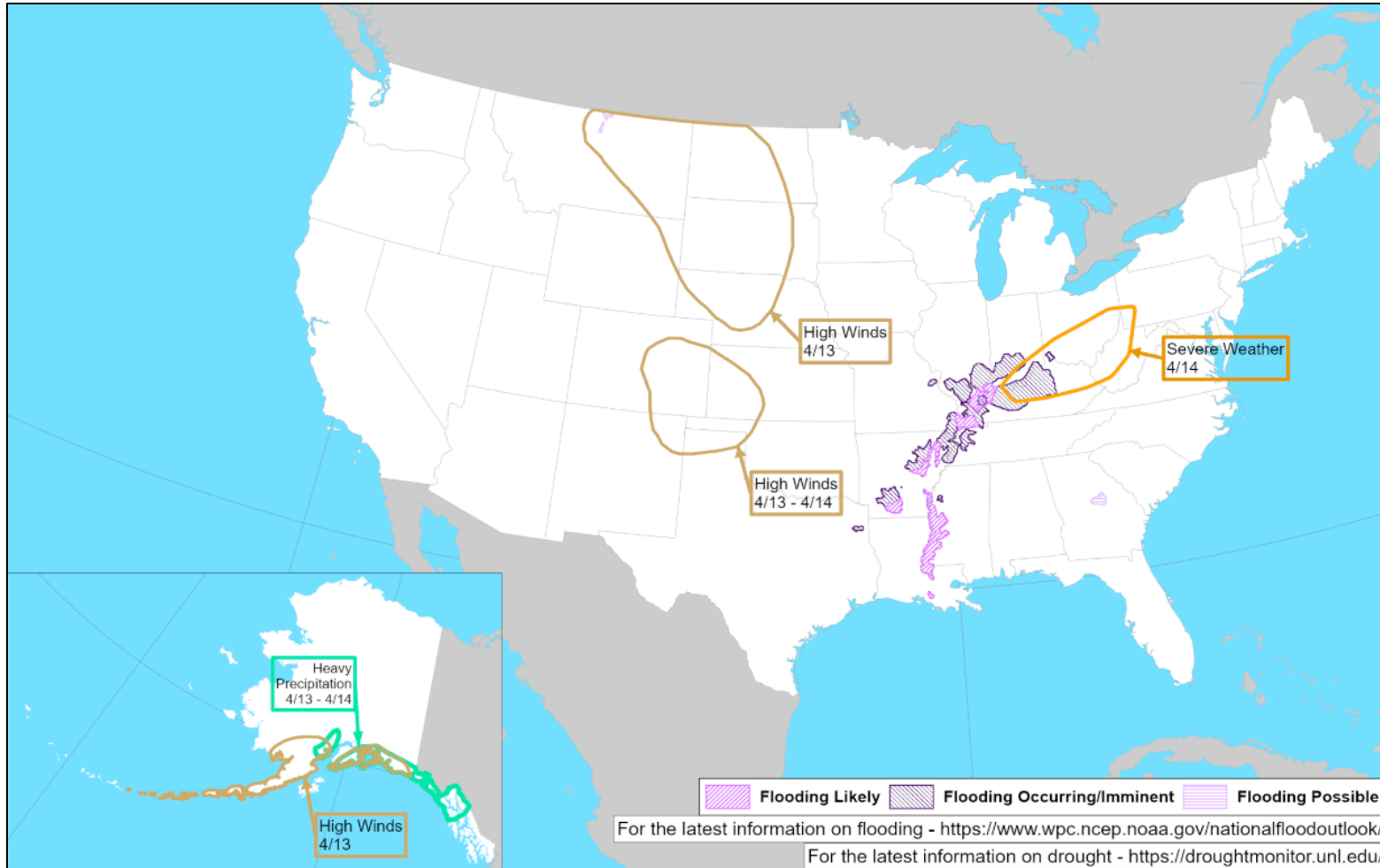
Tomorrow



FEMA

National Watch Center

Hazards Outlook – Apr 13-17



FEMA

FEMA Common Operating Picture

30 Joint Field Offices **89 + 11** Major Disasters **10** Direct Housing Missions **20** RSF-Supported Disasters **6** Joint Recovery Offices

Supporting Emergency Declarations

Friday
April 11, 2025
8:30 a.m. ET

FEMA HQ	
NWC	NRCC
Monitoring	Steady State
FEMA REGIONS	
Watch	RRCC
Monitoring I	Rostered
Monitoring II	Rostered
Monitoring III	Rostered
Enhanced IV	Rostered
Monitoring V	Rostered
Monitoring VI	Rostered
Monitoring VII	Rostered
Monitoring VIII	Rostered
Monitoring IX	Rostered
Monitoring X	Rostered

N-IMATs	
2-5 Teams Available	
Red	
White	
Blue	
Gold	
HS	DC (Jan 28)

R-IMATs	
4-6 Teams Available	
I	3 / VT (Jan 6)
II	2 / USVI (Oct 30)
III	WV (Feb 28)
IV-1	TN (Apr 4)
IV-2	KY (Feb 16)
V	Reconstituting
VI-1	AR (Apr 4)
VI-2	Personnel
VII	
VIII	KY (Apr 6)
IX-1	CA (Jan 8)
IX-2	CA (Mar 6)
X	1

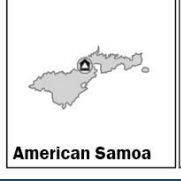
Notes:

NRCC/RWCs/RRCCs:	State EOCs:
• RIV: Flooding	• HI/OK/SC/TX: Wildfires
	• WV: Winter Storms
	• AL/FL/KY/MO/MS/TN/IL/IN/AR/LA: Severe Weather
	• FL/NC: Previous Incidents
	• OR: Flooding
	• ID: Potential Flooding
	• MI: Power Outages

Volunteer Force	
Rostered 7,974	Deployed 1
Surge Capacity Force	
Rostered 8,799	Deployed 0

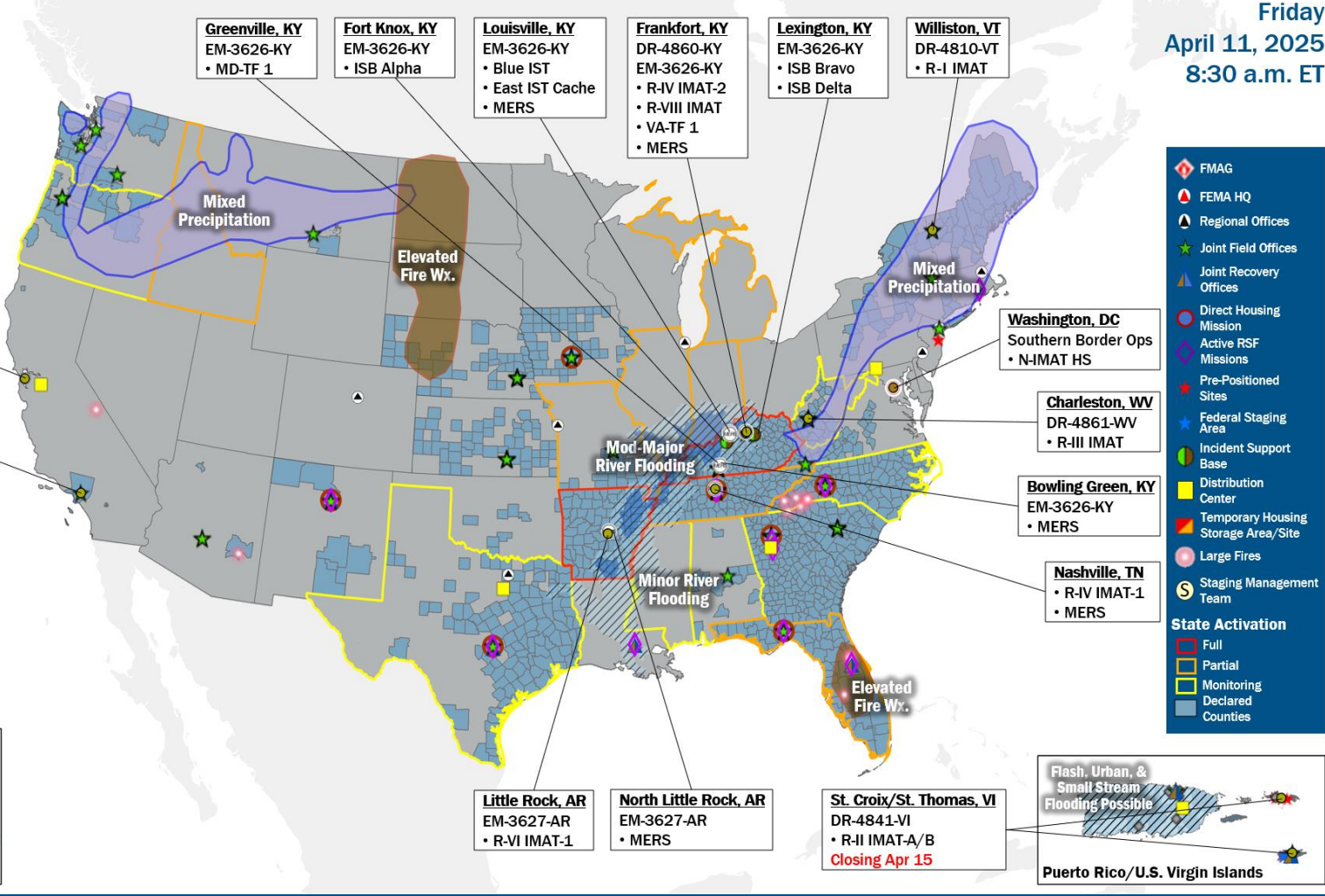
Fully Mission Capable (FMC)
Partially Mission Capable (PMC)
Not Mission Capable (NMC)
Deployed

REGIONAL BREAKDOWN				
	JFO	DR	EM	JRO
I	3	10	0	0
II	4	6	0	2
III	2	8	1	0
IV	7	29	9	1
V	0	0	0	0
VI	2	6	1	3
VII	4	14	0	0
VIII	1	1	0	0
IX	2	5	0	0
X	5	10	0	0



Oakland, CA
DR-4482-CA
• R-IX IMAT-2

Pasadena, CA
DR-4856-CA
• R-IX IMAT-1



Legend:

- FMAG
- FEMA HQ
- Regional Offices
- Joint Field Offices
- Joint Recovery Offices
- Direct Housing Mission
- Active RSF Missions
- Pre-Positioned Sites
- Federal Staging Area
- Incident Support Base
- Distribution Center
- Temporary Housing Storage Area/Site
- Large Fires
- Staging Management Team

State Activation:

- Full
- Partial
- Monitoring
- Declared
- Counties



IM Workforce

14,133 (+2) Assigned
4,829 (+10) Unavailable
7,055 (+34) Deployed

16% / 2,249 (-42) Available

IM Cadre Availability

19 Cadres ≤ 25% Availability

Civil Rights: 18% (32/179); Disaster Field Training Operations: 23% (23/98); Disability Integration: 13% (5/39); Disaster Survivor Assistance: 22% (288/1,303); External Affairs: 7% (26/396); Environmental Planning and Historic Preservation: 13% (114/883); Field Leadership: 10% (14/143); Financial Management: 18% (41/233); Hazard Mitigation: 11% (129/1,224); Human Resources: 11% (20/177); Individual Assistance: 13% (342/2,652); Interagency Recovery Coordination: 23% (79/342); Information Technology: 19% (138/713); Logistics: 9% (152/1,625); Operations: 16% (60/372); Public Assistance: 13% (292/2,308); Planning: 6% (28/461); Safety: 15% (14/94); Security: 10% (13/136)

MERS
≥ 66%

36 Assigned
0 Unavailable
5 Deployed

31 Available

US&R
≥ 66%

28 Assigned
5 (-1) Unavailable
2 Deployed

21 (+1) Available

FCO
2 Type I

49 Assigned
4 Unavailable
41 (26 FCOR) Deployed

4 Available

Joint Preliminary Damage Assessments

Region	State / Location	Incident	IA	Number of Counties		Start - End
			PA	Requested	Complete	
IV	TN	Severe Weather and Flooding Apr 2-7	IA	21 (+6)	12 (+6)	4/7 - TBD
			PA	21 (+6)	5 (+3)	4/7 - TBD
	KY	Severe Storms, Tornadoes, Flooding April 2	IA	42	35 (+35)	TBD - TBD
			PA	0	0	N/A
VI	TX	Flooding Mar 26 and continuing	IA	4	2	TBD - TBD
			PA	0	0	N/A
	AR	Severe Storms, Tornadoes, and Flooding Apr 2	IA	24 (+22)	1 (+1)	4/10 - TBD
			PA	0	0	N/A
VII	IA	Winter Storm TBD	IA	0	0	N/A
			PA	5	0	TBD - TBD
	NE	Blizzard and Severe Weather Mar 18-19	IA	0	0	TBD - TBD
			PA	32	0	3/31 - TBD
	KS	Severe Storm, Fires, Straight-line Winds, and Winter Storm Mar 14-19	IA	0	0	N/A
			PA	30	0	4/3 - TBD
X	OR	Severe Storms Mar 13	IA	3	0	4/7 - TBD
			PA	4	0	4/7 - TBD



FEMA

Declaration Requests in Process – 9

State / Tribe / Territory – Incident Description	Type	IA	PA	HM	Requested
CA – Park and Borel Fires (Appeal)	DR	X	X	X	Dec 2
WA – Severe Storms, Straight-line Winds, Flooding, Landslides, and Mudslides	DR		X	X	Jan 14
KY – Severe Winter Storms and Snowstorms	DR		X	X	Jan 30
TN – Severe Storms and Flooding	DR	X		X	Mar 18
AR – Severe Storms and Tornadoes	DR	X		X	Mar 21
OK – Wildfires and Straight-line Winds	DR	X		X	Mar 21
HI – Flooding	DR		X	X	Mar 27
MS – Severe Storms, Straight-line Winds, Tornadoes, and Flooding	DR	X	X	X	Apr 1
MO – Severe Storms, Straight-line Winds, Tornadoes, and Wildfires	DR	X	X	X	Apr 2



FEMA



FEMA

Helping people before, during, and after disasters.



Scan to subscribe to this briefing.