

FEMA National Watch Center

Daily Operations Briefing

Wednesday, April 10, 2024

8:30 a.m. ET



FEMA

National Current Ops / Monitoring

New Significant Incidents / Ongoing Ops

- Severe weather – Southeast U.S.

Hazard Monitoring

- Severe thunderstorms – Lower Mississippi Valley to Southeast
- Heavy rain/flash flooding – Southern Plains to Ohio Valley

Disaster Declaration Activity

- No new declaration activity

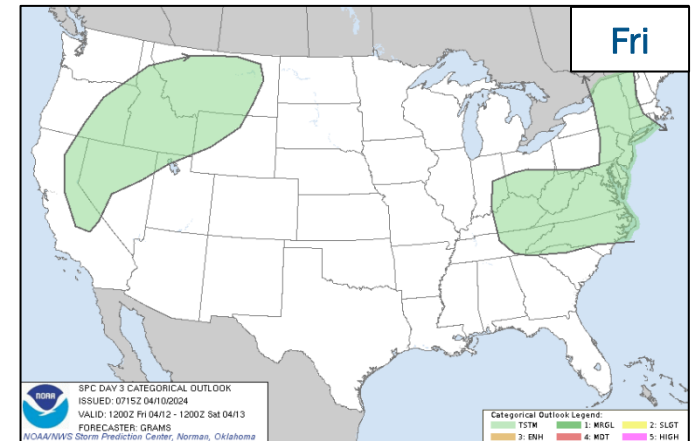
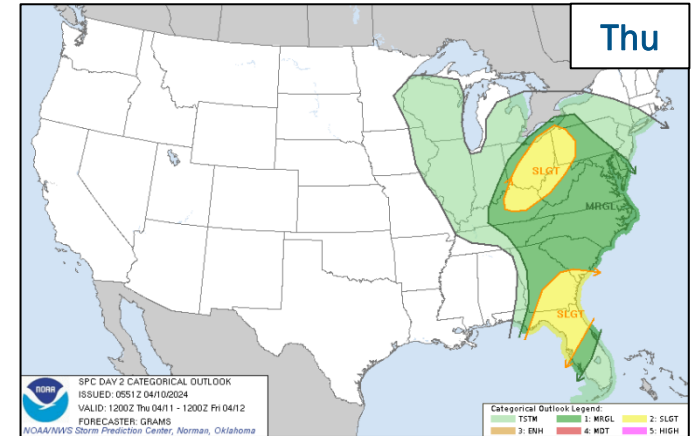
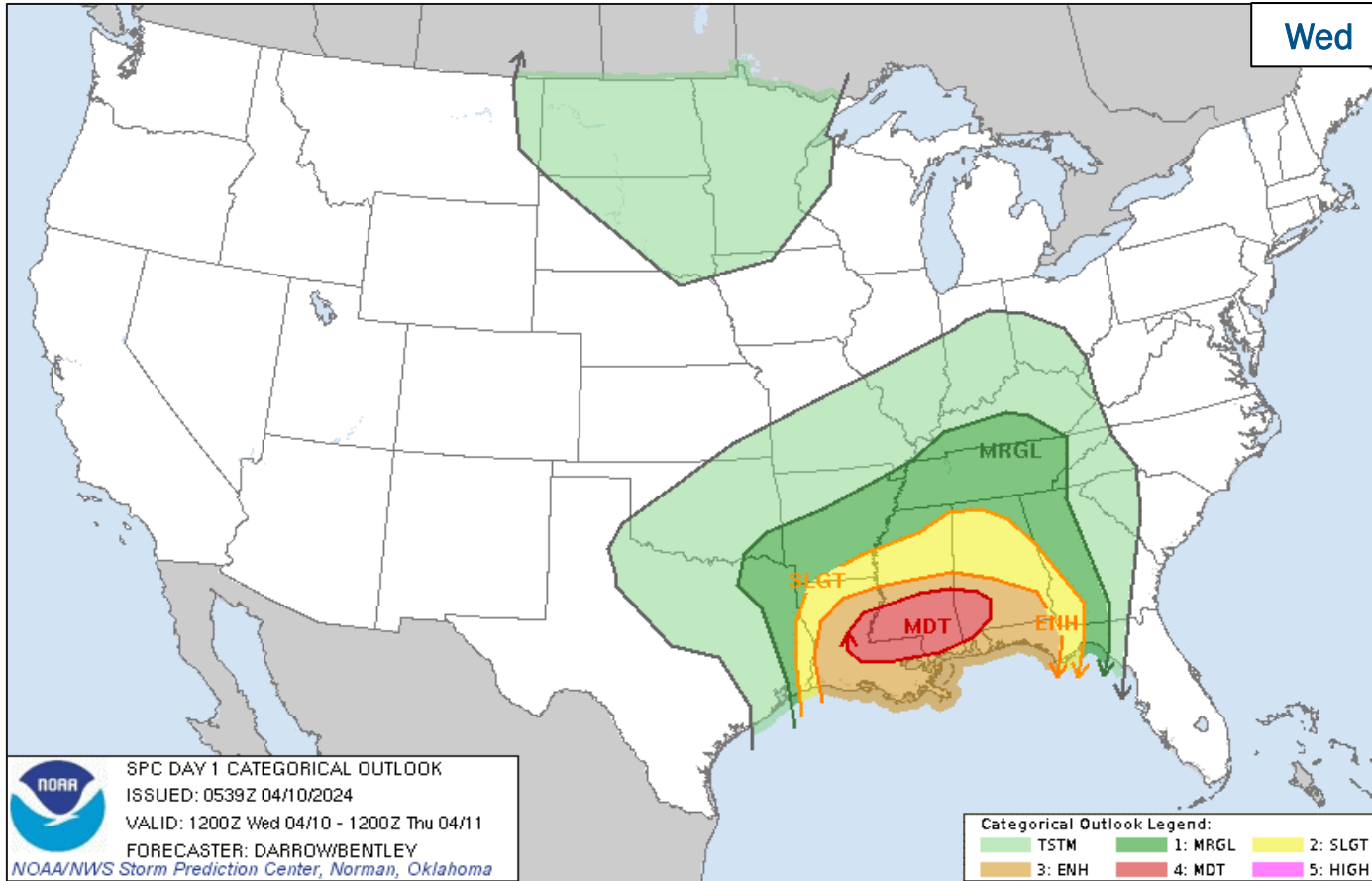
Event Monitoring

- No significant events



FEMA

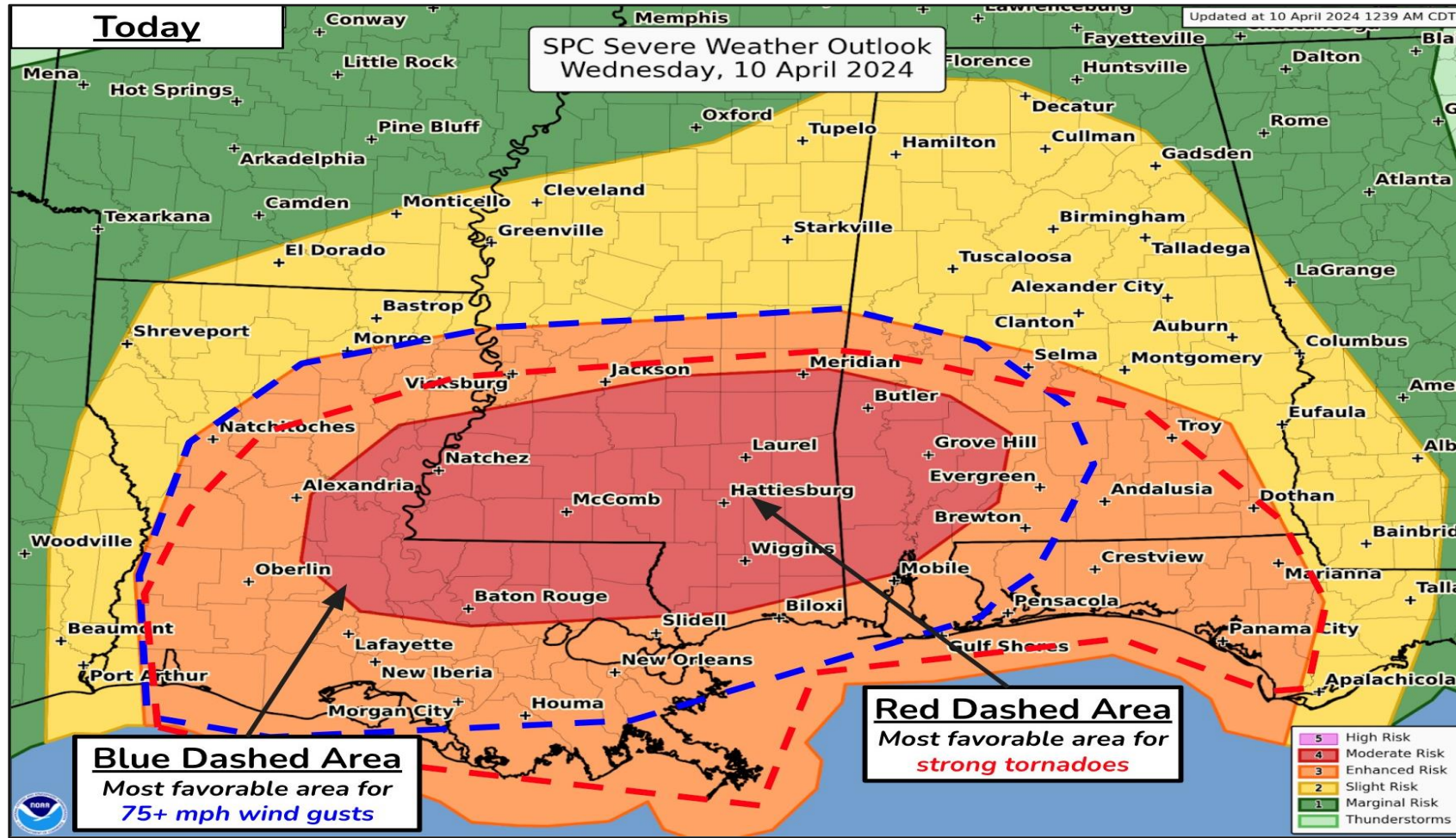
Severe Weather Outlook



FEMA

National Watch Center

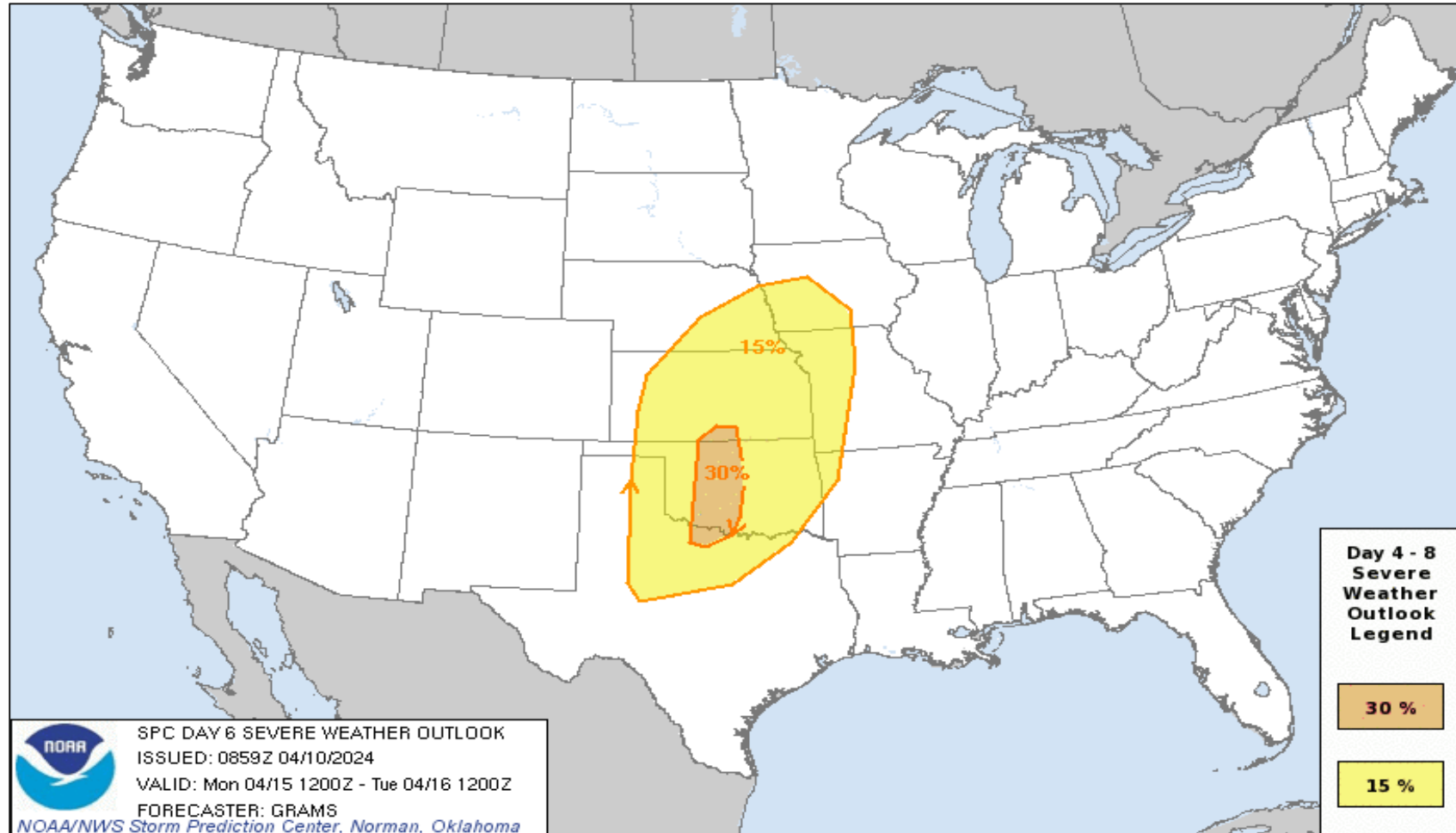
Severe Weather Outlook – Apr 10



FEMA

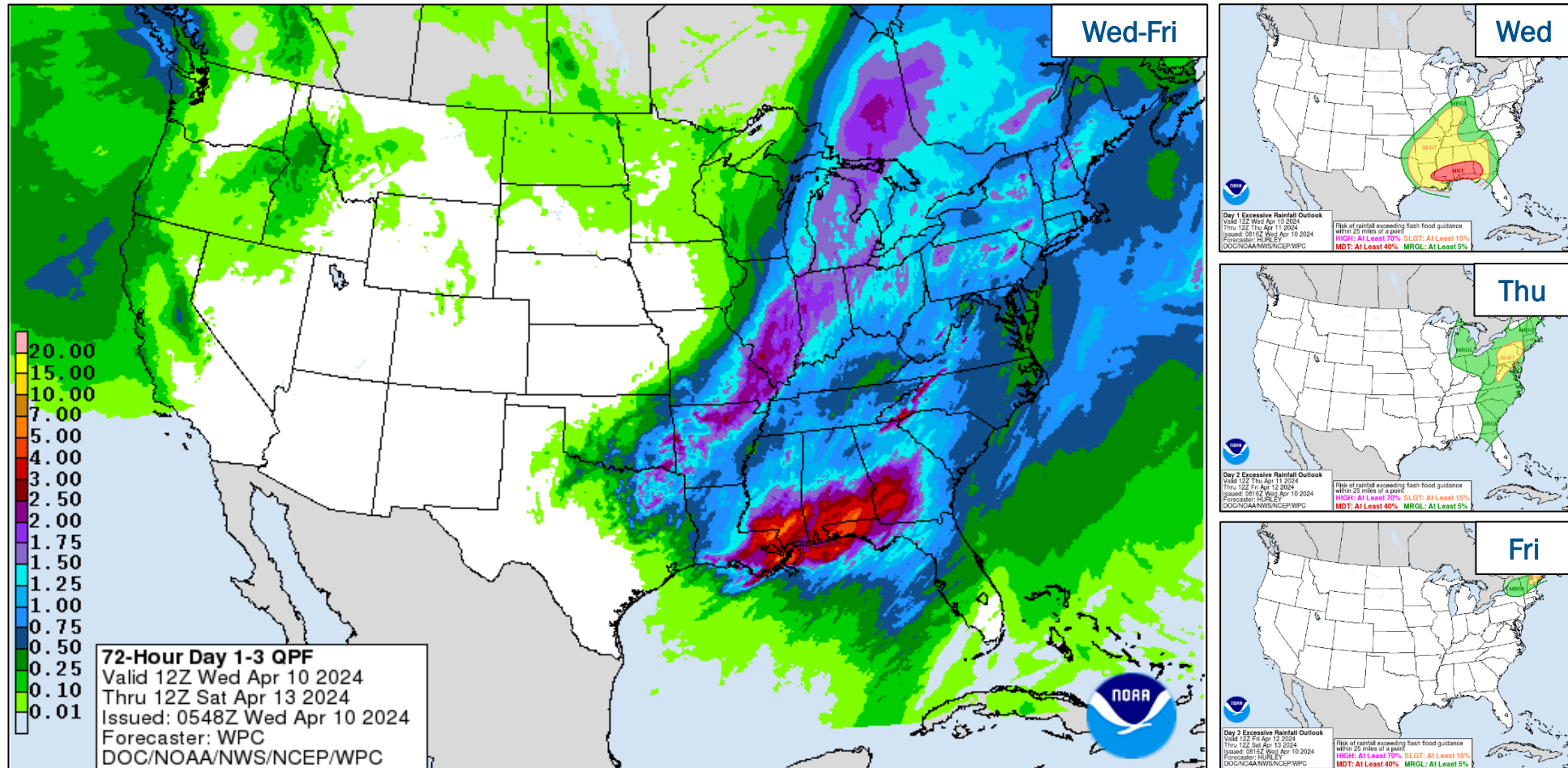
National Watch Center

Severe Weather Outlook – Apr 16



FEMA

Precipitation & Excessive Rainfall



FEMA

National Watch Center

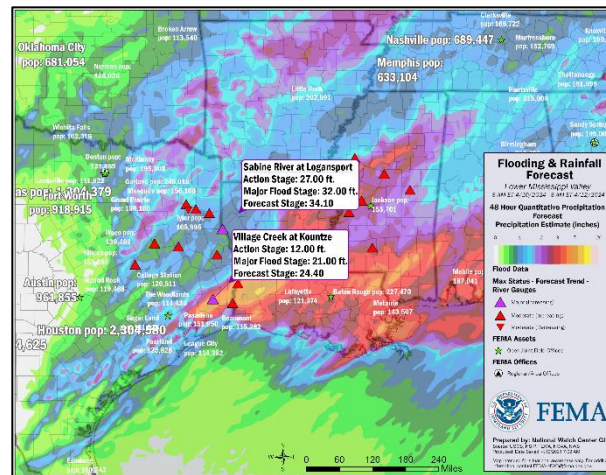
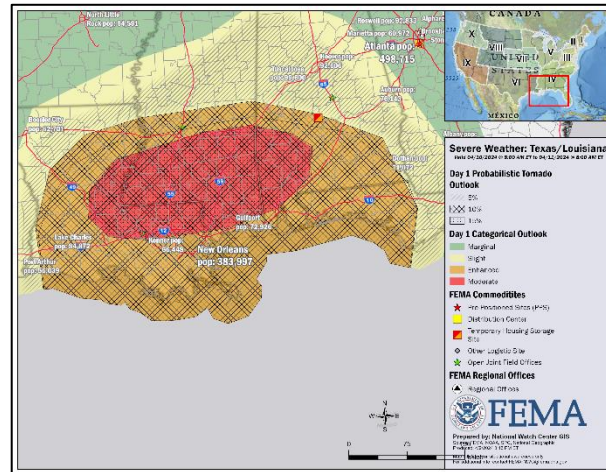
Severe Weather – Regions 4 & 6

Situation: (FEMA R4 SitRep, as of 11:39 p.m. ET, Apr 9)

Widespread severe weather is impacting the Gulf Coast states, Tennessee Valley, and parts of the Southeast, reaching into the Midwest, Ohio Valley, and the Mid-Atlantic by Thursday. The potential will exist for several tornadoes, a few of which may be strong (EF2+), and widespread damaging winds, some of which may be particularly damaging. Flash flood and severe thunderstorm watches and warnings are in effect for much of the Southern Plains into the Lower Mississippi Valley. Power outages remain at a minimum and are currently decreasing. There are no reported requests for federal assistance.

State/Local Response:

- AL and MS EOCs at Partial Activation (Severe Weather)
- TX EOC at Partial Activation (Ongoing Ops)



FEMA/Federal Response: (FEMA R4 SitRep, as of 11:39 p.m. ET, Apr 9)

Region 4:

- RWC at Enhanced Watch as of 8:00 a.m. ET, Apr 10 (Severe Weather); RRCC is Rostered
- IMATs 1/2 are available
- SMT Atlanta identified for potential staging support

Region 6:

- RWC at Enhanced Watch (Severe Weather); RRCC is Rostered
- IMATs 1/2 are available
- SMT Fort Worth identified for potential staging support

HQ:

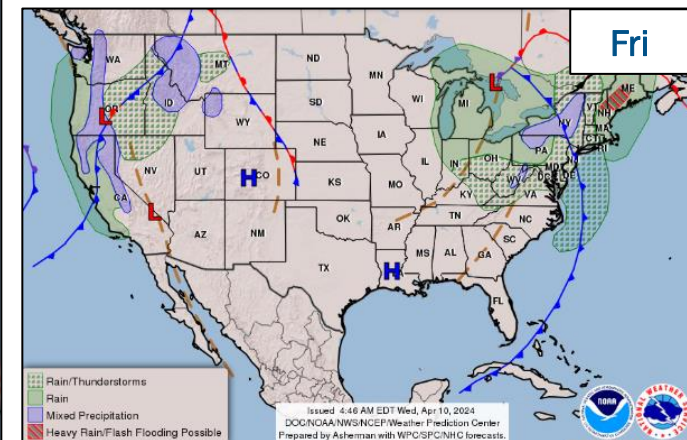
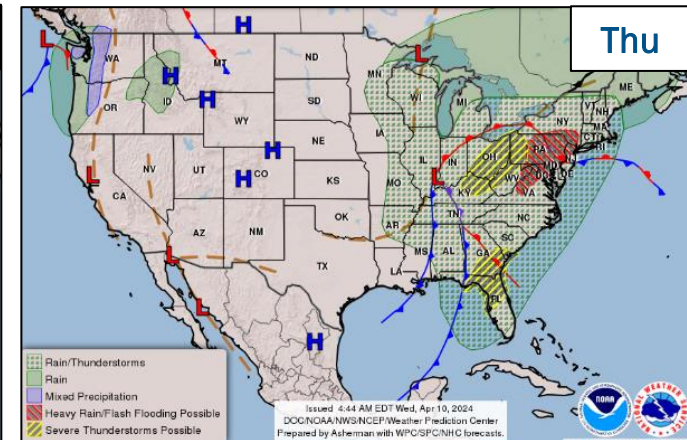
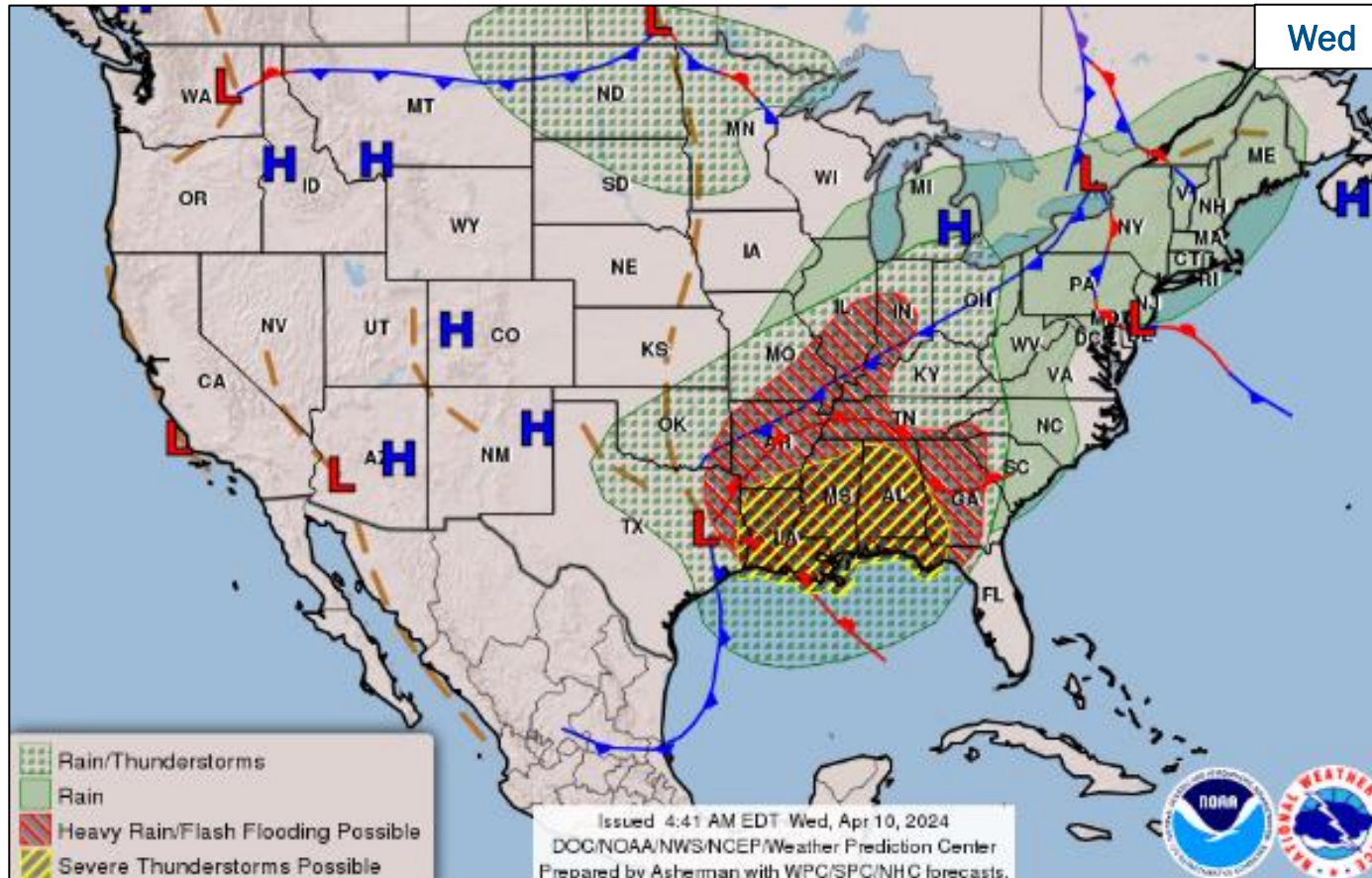
- NWC at Monitoring 24/7; NRCC is Activated (Sustained Ops)
- FLORRR convened Apr 9 at 1:30 p.m. ET

FEMA NWC will continue to monitor in coordination with Regions 4/6; the next update will be in the 5:00 p.m. ET FEMA National Situation Report.



FEMA

National Weather Forecast





FEMA

National Watch Center

Space Weather Outlook

Minor	Space Weather Activity	Geomagnetic Storms	Solar Radiation	Radio Blackouts
Past 24 Hours	None	None	None	None
Next 24 Hours	None	None	None	None

For further information on NOAA Space Weather Scales refer to: <http://www.swpc.noaa.gov/noaa-scales-explanation>
 For further information on Sunspot Activity refer to: <https://www.swpc.noaa.gov/phenomena/sunspotssolar-cycle>



FEMA

FEMA Common Operating Picture

21 + 5 Joint Field Offices Virtual Joint Field Offices Supporting
74 + 2 Major Disasters Emergency Declarations
12 Direct Housing Missions
26 RSF-Supported Disasters

Wednesday
 April 10, 2024
 8:30 a.m. ET

FEMA HQ		
NWC	NRCC	
Monitoring	Activated	
FEMA REGIONS		
Watch	RRCC	
Monitoring	I	Rostered
Monitoring	II	Rostered
Alt. Location	III	Rostered
Enhanced	IV	Rostered
Monitoring	V	Rostered
Enhanced	VI	Rostered
Monitoring	VII	Rostered
Monitoring	VIII	Rostered
Monitoring	IX	Rostered
Monitoring	X	Rostered

N-IMATs	
2-5 Teams Available	
Red	
White	
Blue	
Gold	
HS	

REGIONAL BREAKDOWN			
	JFO/VJFO	DR	EM
I	4/0	13	2
II	2/1	4	0
III	1/0	1	0
IV	5/1	20	0
V	1/0	3	0
VI	1/0	1	0
VII	2/0	2	0
VIII	2/0	2	0
IX	1/1	18	0
X	2/2	10	0

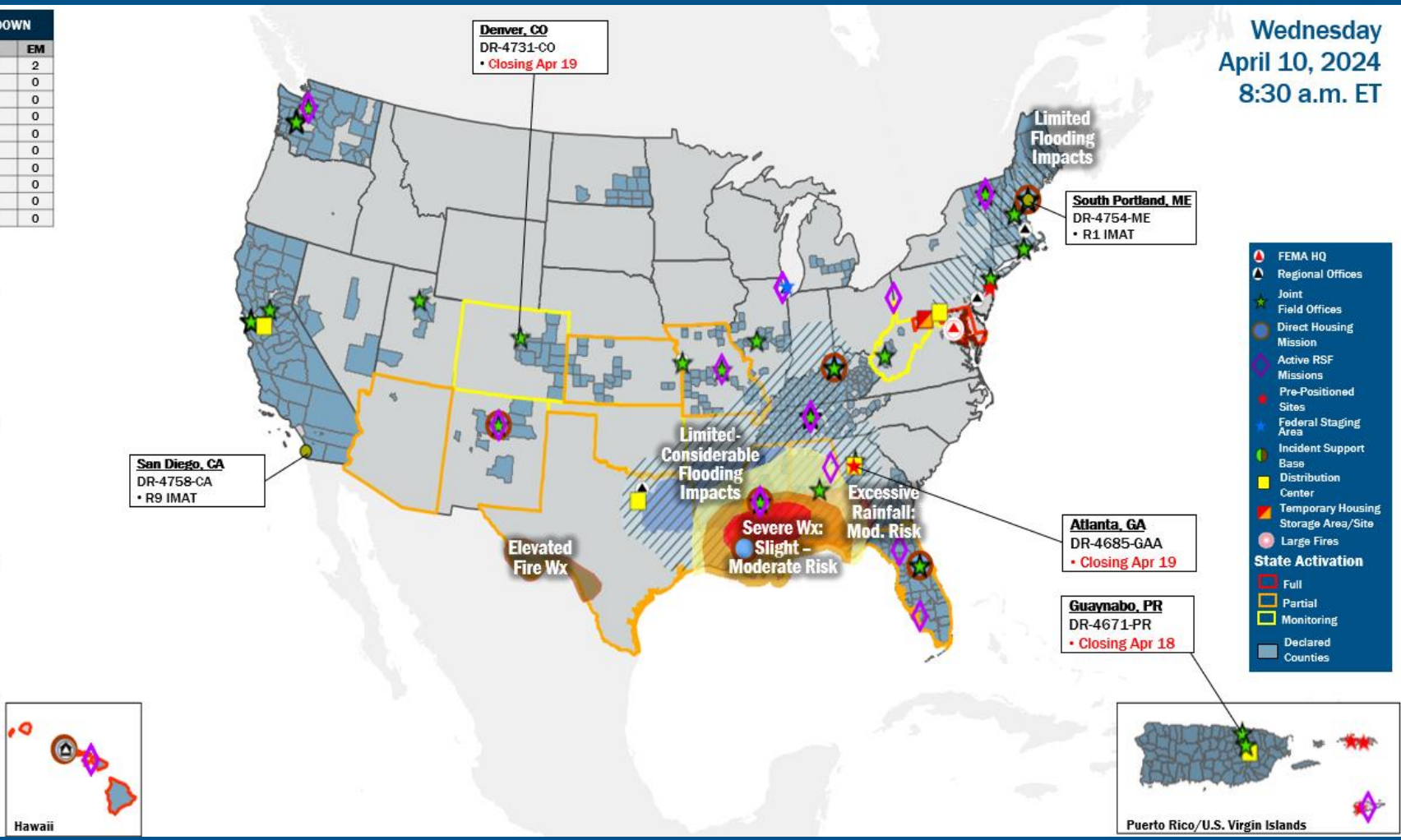
R-IMATs	
≥ 7 Teams Available	
I	ME
II	
III	
IV-1	
IV-2	1
V	
VI-1	
VI-2	3
VII	2
VIII	
IX-1	CA
IX-2	Personnel
X	

Notes:

RWCs/RRCCs/IMATs:	STATE EOCs:
NRCC: Sustained Ops	AL/FL/MS/WV: Severe Wx
R3 RWC: Bldg. Maint.	TX: Ongoing Threats
R4 RWC: Severe Wx	AZ/CO: SW Border
R6 RWC: Severe Wx	HI/KS/OK: Wildfires
	MD: Key Bridge Incident

Volunteer Force	
Rostered 7,768	Deployed 127
Surge Capacity Force	
Rostered 7,877 (-545)	Deployed 0

Fully Mission Capable (FMC)
Partially Mission Capable (PMC)
Not Mission Capable (NMC)
Deployed



Legend:

- FEMA HQ
- Regional Offices
- Joint Field Offices
- Direct Housing Mission
- Active RSF Missions
- Pre-Positioned Sites
- Federal Staging Area
- Incident Support Base
- Distribution Center
- Temporary Housing Storage Area/Site
- Large Fires
- State Activation: Full, Partial, Monitoring, Declared Counties

IM Workforce

13,855 (-1) Assigned
 4,305 (-8) Unavailable
 5,210 (+13) Deployed

31% / 4,340 (-6) Available

IM Cadre Availability

10 Cadres ≤ 25% Availability

Environmental Planning and Historic Preservation: 20% (159/799); Field Leadership: 17% (25/147); Hazard Mitigation: 24% (294/1,248); Human Resources: 22% (40/178); Interagency Recovery Coordination: 25% (75/300); Operations: 18% (60/327); Public Assistance: 21% (464/2,204); Planning: 12% (55/457); Safety: 13% (11/82); Security: 25% (35/139)

MERS

> 66%

36 Assigned
 0 Unavailable
 0 Deployed

36 Available

US&R

> 66%

28 Assigned
 1 Unavailable
 0 Deployed

27 Available

FCO

≤ 1 Type I

48 Assigned
 6 (+1) Unavailable
 38 (+1) (24 FCOR) Deployed

4 (-2) Available

Joint Preliminary Damage Assessments

Region	State / Location	Incident	IA	Number of Counties		Start - End
			PA	Requested	Complete	
I	RI	Flooding Jan 8-17	IA	3	3	2/15 - 2/22
			PA	4	3	2/26 - TBD
	MA	Flooding Sep 11-13	IA	2	0	3/28 - TBD
			PA	2	0	3/28 - TBD



FEMA

Declaration Requests in Process – 13

State / Tribe / Territory – Incident Description	Type	IA	PA	HM	Requested
OH – Train Derailment	DR	X	X	X	Jul 3
IA – Severe Winter Storms and Snowstorm	DR		X	X	Feb 13
MBMI* – Severe Storms and Flooding	DR		X	X	Mar 1
VT – Severe Winter Storm	DR		X	X	Mar 6
MA – Severe Storms and Flooding (APPEAL)	DR	X	X	X	Mar 11
OR – Severe Winter Storms, Straight-line Winds, Landslides, and Mudslides	DR		X	X	Mar 12
SBKN** – Severe Storms and Flooding	DR		X	X	Mar 21
CA – Severe Storms, Flooding, Landslides, and Tornadoes	DR		X	X	Mar 22
HVT*** – Severe Winter Storm	DR	X	X	X	Mar 22
WA – Severe Winter Storms, Straight-line Winds, Flooding, Landslides, and Mudslides	DR		X	X	Mar 22
KY – Severe Storm and Tornado	DR	X		X	Mar 27
NH – Severe Storms and Flooding	DR		X	X	Mar 28
OH – Tornadoes	DR	X		X	Mar 29

* Morongo Band of Mission Indians | ** Sycuan Band of the Kumeyaay Nation | *** Hoopa Valley Tribe



FEMA

National Watch Center



FEMA

Helping people before, during, and after disasters.



Scan to subscribe to this briefing.