

FEMA National Watch Center

Daily Operations Briefing

Sunday, April 9, 2023

8:30 a.m. ET



FEMA

National Current Ops / Monitoring

New Significant Incidents / Ongoing Ops

- No new significant incidents / operations

Hazard Monitoring

- Heavy snow possible – Pacific Northwest
- Rain / Thunderstorms – Southern Plains to the Upper Mississippi Valley, and the Southeast

Disaster Declaration Activity

- No new declaration activity

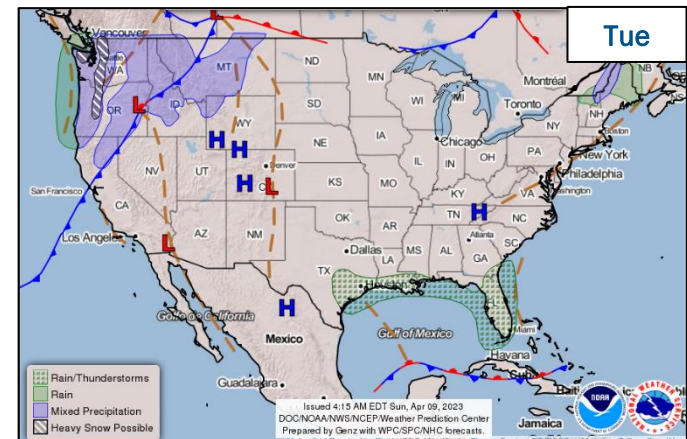
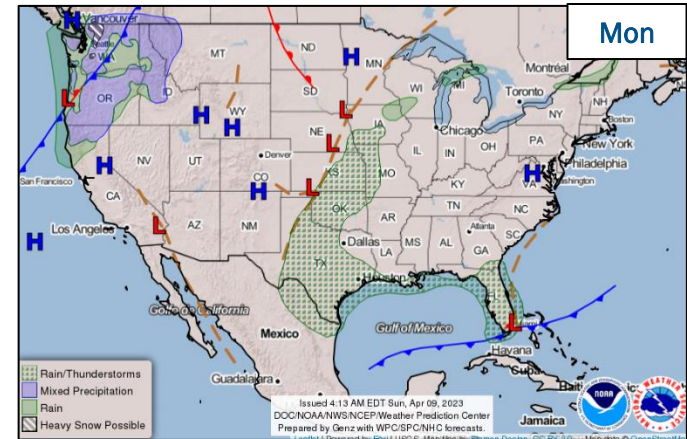
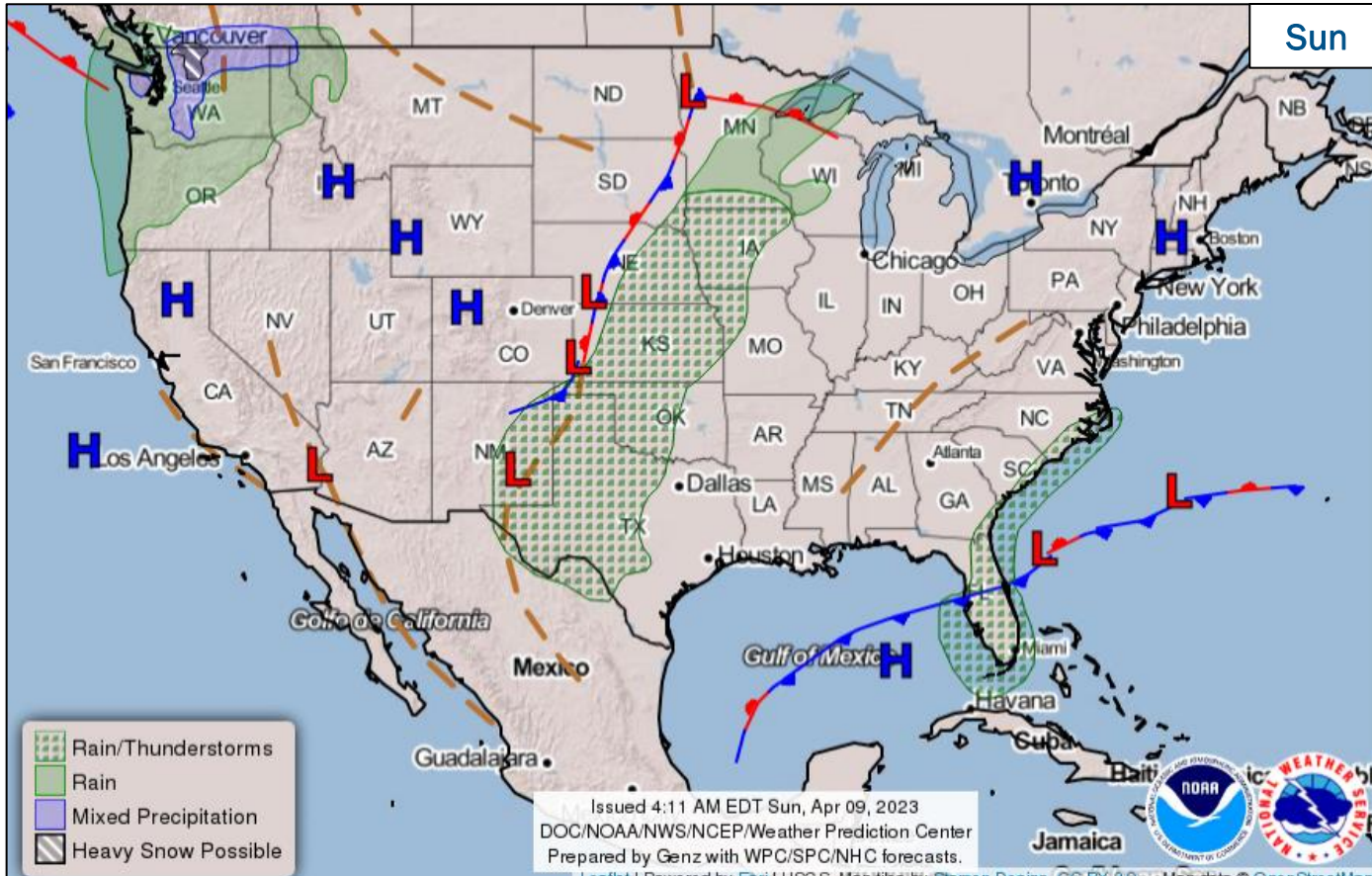
Event Monitoring

- No significant events



FEMA

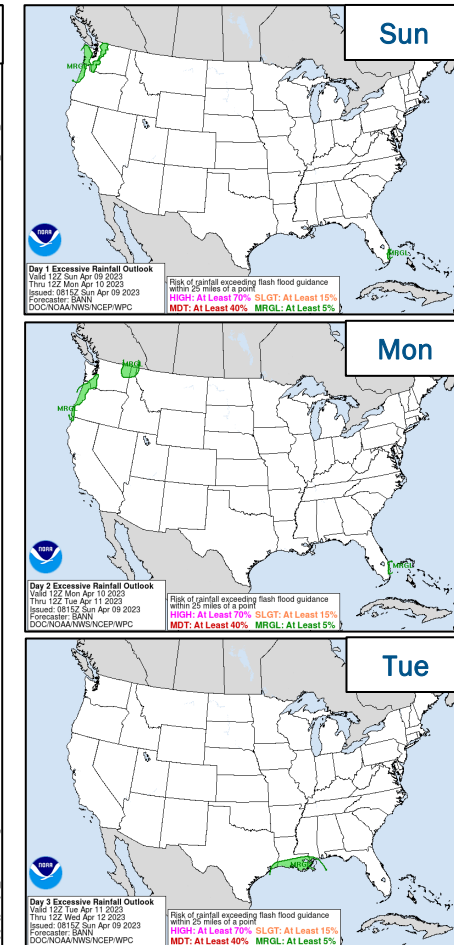
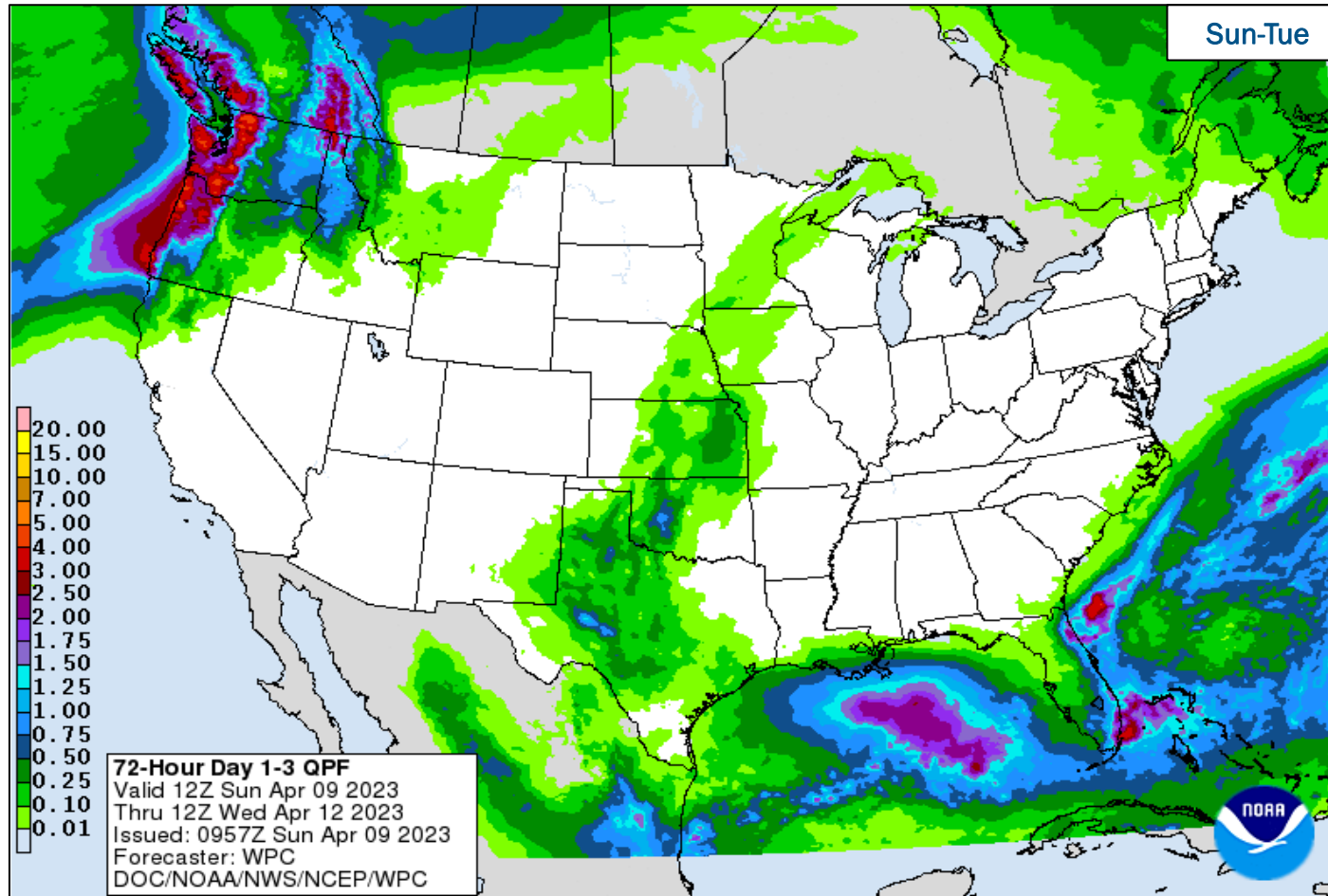
National Weather Forecast



FEMA

National Watch Center

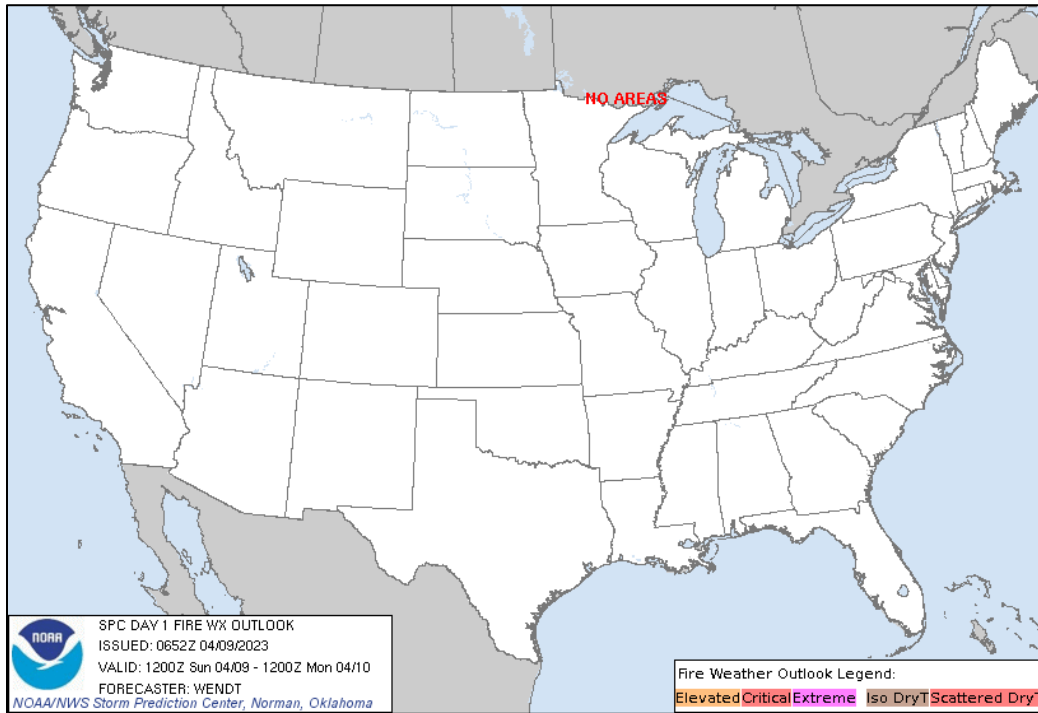
Precipitation & Excessive Rainfall



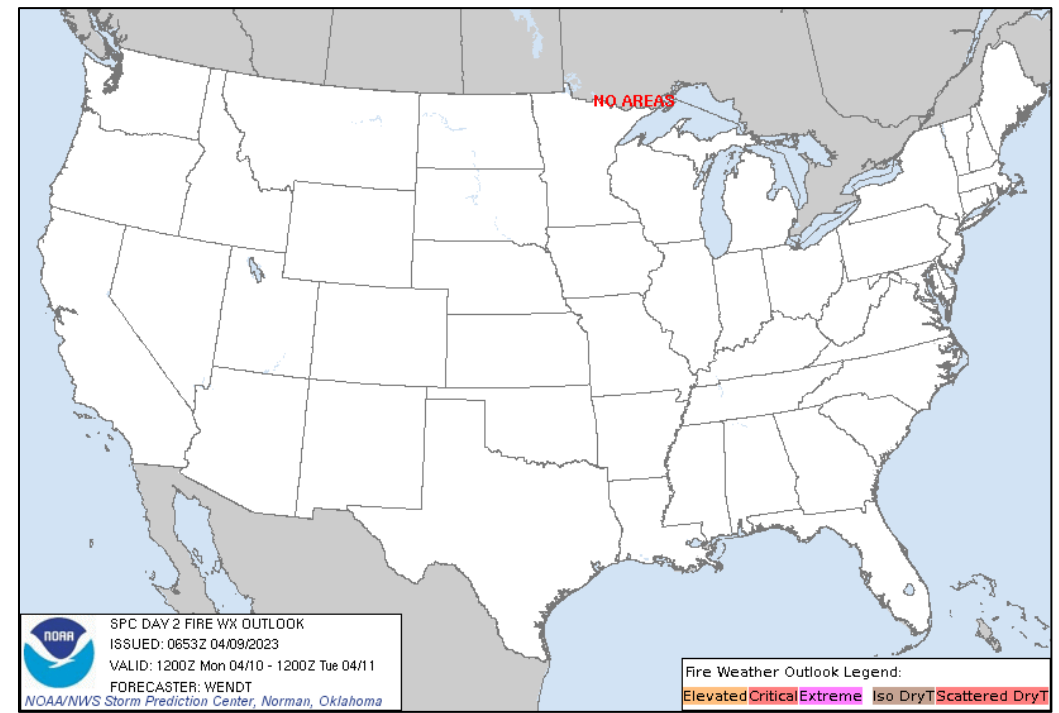
FEMA

National Watch Center

Fire Weather Outlook



Today



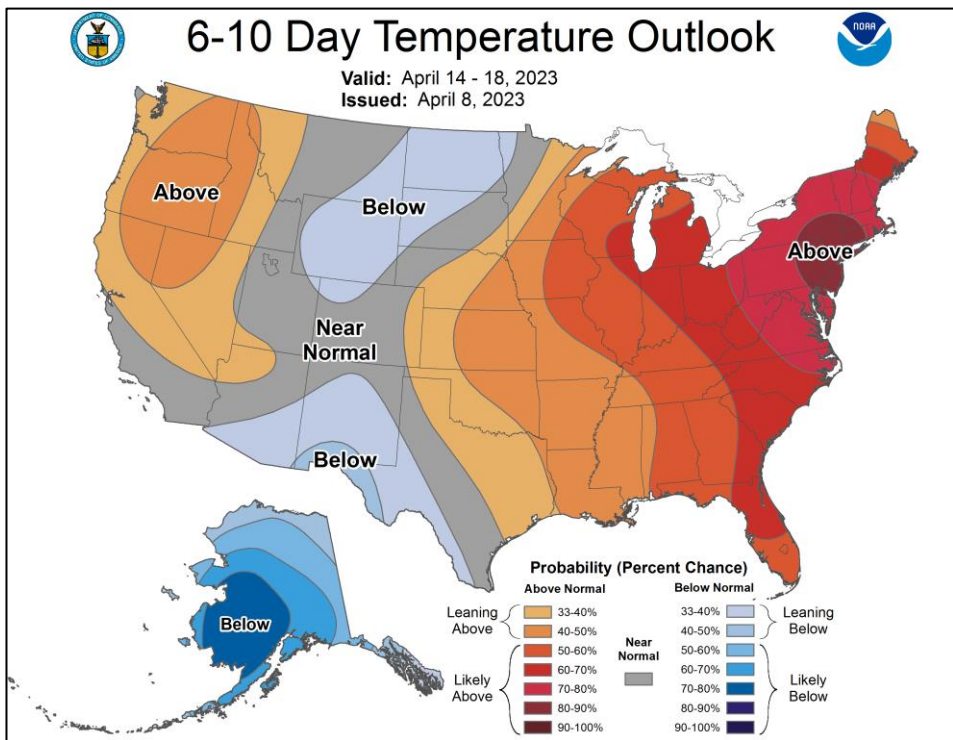
Tomorrow



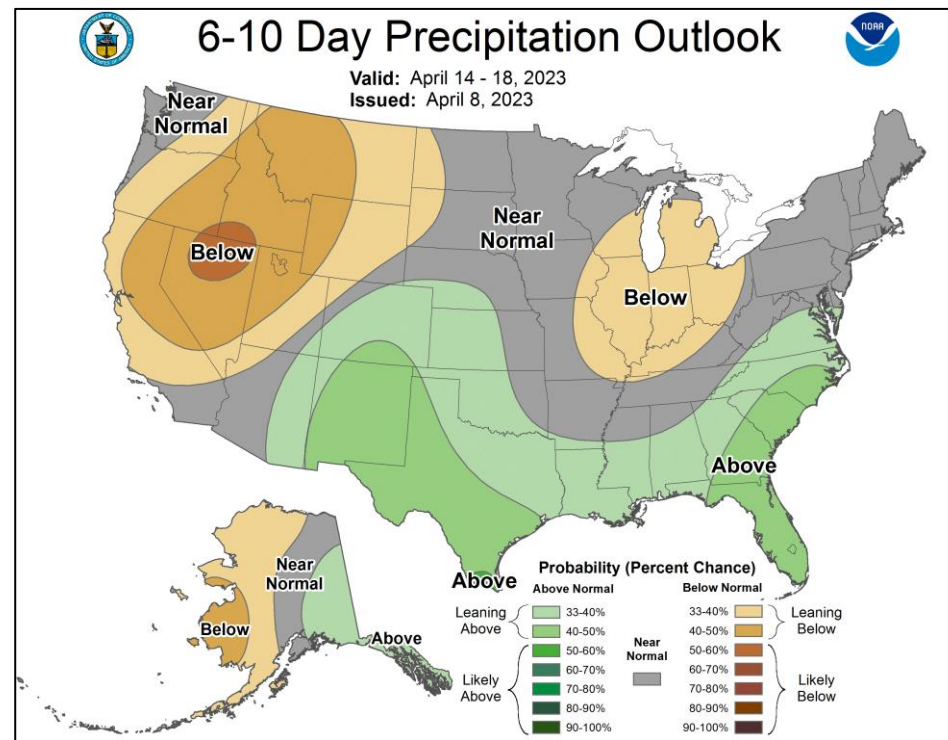
FEMA

National Watch Center

Long Range Outlooks – Apr 14-18



6-10 Day Temperature Probability



6-10 Day Precipitation Probability



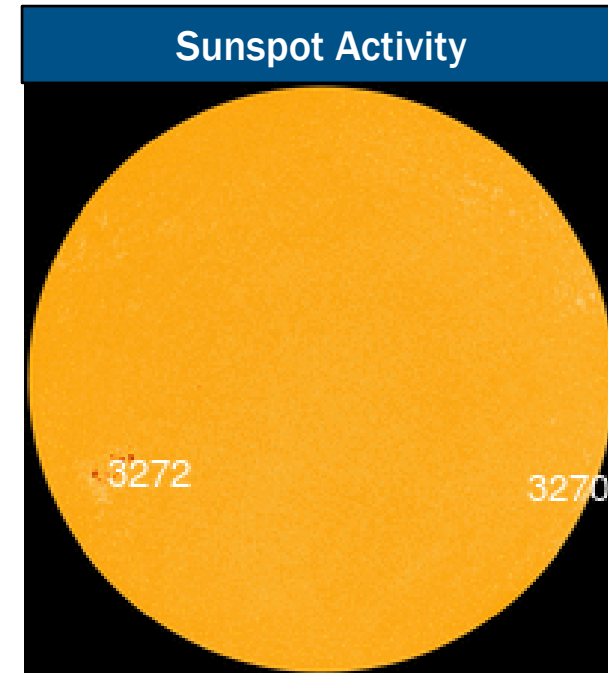
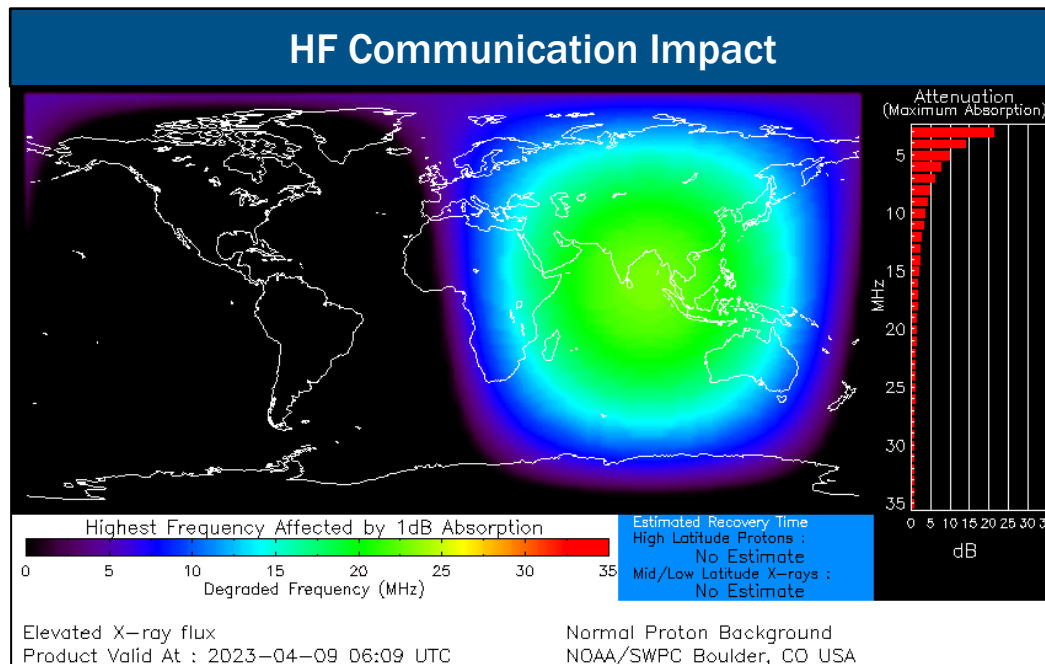
FEMA

National Watch Center

Space Weather Outlook

	Space Weather Activity	Geomagnetic Storms	Solar Radiation	Radio Blackouts
Past 24 Hours	None	None	None	None
Next 24 Hours	None	None	None	None

For further information on NOAA Space Weather Scales refer to: <http://www.swpc.noaa.gov/noaa-scales-explanation>
 For further information on Sunspot Activity refer to: <https://www.swpc.noaa.gov/phenomena/sunspotssolar-cycle>



FEMA

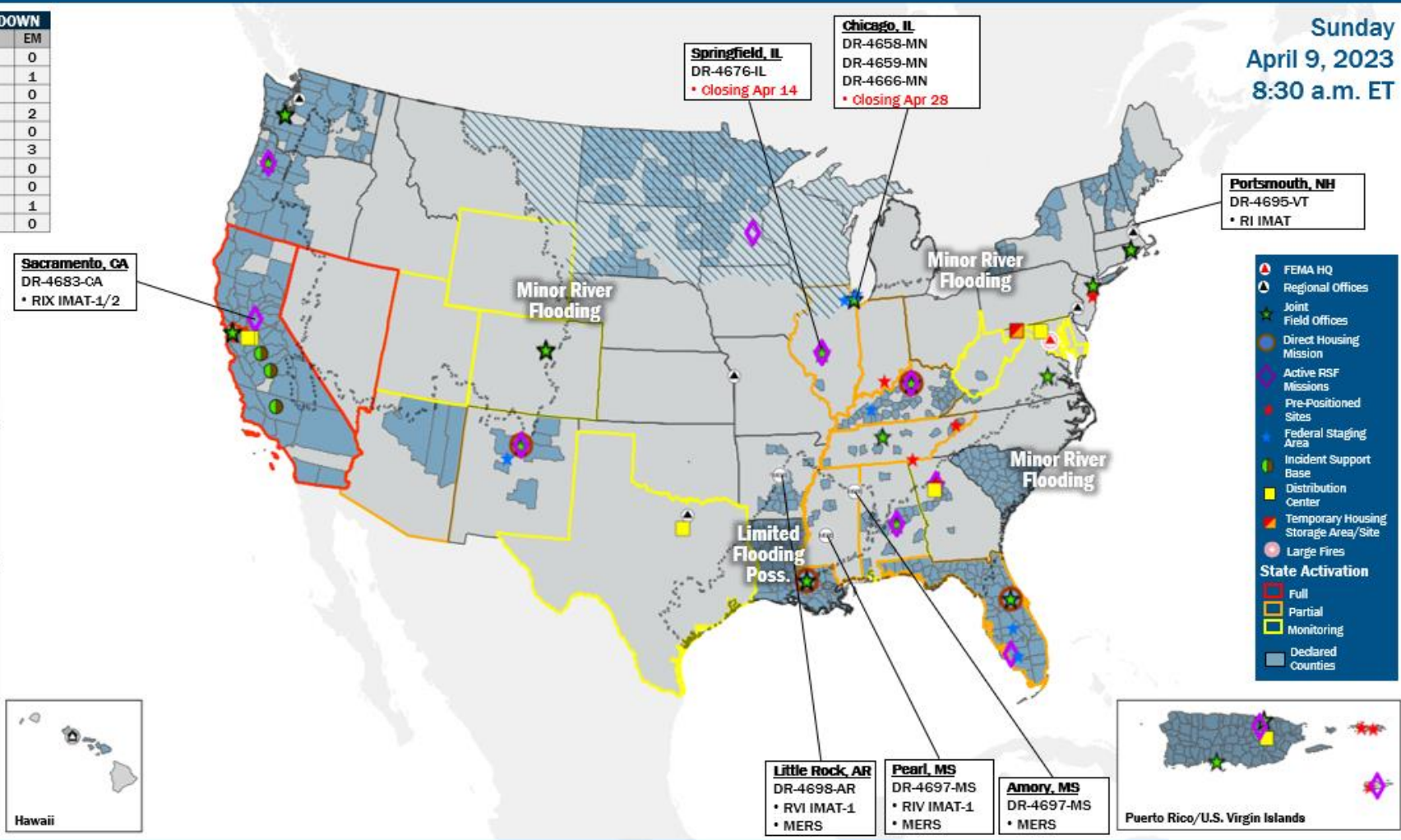
FEMA Common Operating Picture

11 + **8** Supporting
 Joint Field Offices Virtual Joint Field Offices
58 + **7**
 Major Disasters Emergency Declarations
7 **12**
 Direct Housing Missions RSF-Supported Disasters

FEMA HQ	
NWC	NRCC
Monitoring	Rostered
FEMA REGIONS	
Watch	RRCC
Monitoring	I Rostered
Monitoring	II Rostered
Monitoring	III Rostered
Monitoring	IV Rostered
Monitoring	V Rostered
Monitoring	VI Level III
Monitoring	VII Rostered
Monitoring	VIII Rostered
Monitoring	IX Rostered
Monitoring	X Rostered
Notes:	
RWC/RRCC: • RVI RRCC: Severe Weather	STATE EOCs: DC: 1 st Amendment Activities AL/IL/IN/KY/MS/TN: Severe Weather FL: TC Ian OK: Fire weather TX: Ongoing Operations CO: Avian Influenza, Public Health Support, and Suncor Refinery AZ/CO: SW Border Coordination WY: Winter Weather CA/NV/UT: Flooding AS: Seismic Activity CA/CNM/GU/MD/NV/WV: COVID Support
Surge Capacity Force	
Rostered 7,336	Deployed 0

N-IMATs	
2-4 Teams Available	
Red	
White	
Blue	
Gold	
R-IMATs	
≥ 7 Teams Available	
I	NH
II	
III	1
IV-1	MS
IV-2	
V	
VI-1	AR
VI-2	
VII	
VIII	
IX-1	CA
IX-2	CA
X	2

REGIONAL BREAKDOWN			
JFO/VJFO	DR	EM	
I	1/0	6	0
II	1/2	4	1
III	1/0	3	0
IV	4/1	10	2
V	1/1	4	0
VI	1/1	5	3
VII	0/0	0	0
VIII	0/1	5	0
IX	0/1	9	1
X	2/1	12	0



Sunday
 April 9, 2023
 8:30 a.m. ET

IM Workforce

13,374 Assigned
 4,252 (-70) Unavailable
 5,521 (-59) Deployed

27% (+1) / 3,601 (-23) Available

IM Cadre Availability ≤ 25% Availability

Civil Rights: 13% (16/121); Disability Integration: 3% (2/59); External Affairs: 25% (127/503); Environmental Planning and Historic Preservation: 17% (143/829); Field Leadership: 16% (23/140); Hazard Mitigation: 16% (194/1,215); Human Resources: 6% (10/163); Interagency Recovery Coordination: 24% (73/304); Operations: 18% (63/357); Public Assistance: 13% (292/2,180); Planning: 14% (63/452); Safety: 13% (10/80); Security 19% (28/146)

MERS

≥ 66%

36 Assigned
 0 Unavailable
 3 Deployed

33 Available

US&R

≥ 66%

28 Assigned
 2 Unavailable
 0 Deployed

26 Available

FCO

≤ 1 Type I

48 Assigned
 4 Unavailable
 40 (24 FCOR) Deployed

4 Available

Joint Preliminary Damage Assessments

Region	State / Location	Incident	IA	Number of Counties		Start - End
			PA	Requested	Complete	
I	NH	Snow Storms Mar 13-15	IA	0	0	N/A
			PA	3	0	4/10 - TBD
II	NY	Severe Winter Storm Dec 23-25	IA	0	0	N/A
			PA	7	5	1/24 - TBD
IV	AL	Severe Storms Mar 24-25	IA	4	0	4/27 - TBD
			PA	7	0	4/27 - TBD
	GA	Severe Storms Mar 24-25	IA	2	0	4/4 - TBD
			PA	0	0	N/A
VI	TX	Winter Storm Jan 29 and continuing	IA	0	0	N/A
			PA	29	6	3/6 - TBD
IX	CA	Severe Weather and Flooding Mar 9 and continuing	IA	9	9	3/18 - TBD
			PA	39	19	3/18 - TBD
	Hoopa Valley Tribe	Severe Widespread Flooding Feb 14-Mar 7	IA	1	0	3/24 - TBD
			PA	1	1	3/24 - 3/25



FEMA

Declaration Requests in Process – 11

State / Tribe / Territory – Incident Description	Type	IA	PA	HM	Requested
Choctaw Nation of Oklahoma – Tornadoes	DR		X	X	Jan 3
WV – Severe Storms, Flooding, Landslides, and Mudslides (Appeal)	DR	X	X	X	Jan 27
TX – Severe Winter Storm	DR		X	X	Feb 21
CA – Heat Dome and Wildfires (Appeal)	DR		X	X	Mar 5
Navajo Nation – Severe Winter Storms, Snowstorm, and Flooding	DR		X	X	Mar 20
ND – Severe Winter Storm	DR		X	X	Mar 21
KY – Severe Storms, Straight-line Winds, Flooding, Landslides, and Mudslides	DR		X	X	Mar 27
KY – Severe Storms, Straight-line Winds, Tornadoes, Flooding, Land & Mud Slides	DR	X	X	X	Mar 29
IL – Severe Storms, Straight-line Winds, & Tornadoes	EM		X		Apr 5
Hoopa Valley Tribe – Severe Winter Storms, Snowstorm, and Mudslides	DR	X	X	X	Apr 5
IN – Severe Storms, Straight-line Winds, Tornadoes, and Flooding	DR	X	X		Apr 6



FEMA



FEMA

Helping people before, during, and after disasters.



Scan to subscribe to this briefing.