

FEMA National Watch Center

Daily Operations Briefing

Monday, April 8, 2024

8:30 a.m. ET



FEMA

National Current Ops / Monitoring

New Significant Incidents / Ongoing Ops

- No significant incidents / operations

Hazard Monitoring

- Heavy Snow – Northern Plains
- Severe Thunderstorms – Southern Plains
- Heavy Rain/Flash Flooding – Southern Plain to the Lower Mississippi Valley
- Elevated Fire Weather – New Mexico and Texas

Disaster Declaration Activity

- No new declaration activity

Event Monitoring

- Solar Eclipse



FEMA

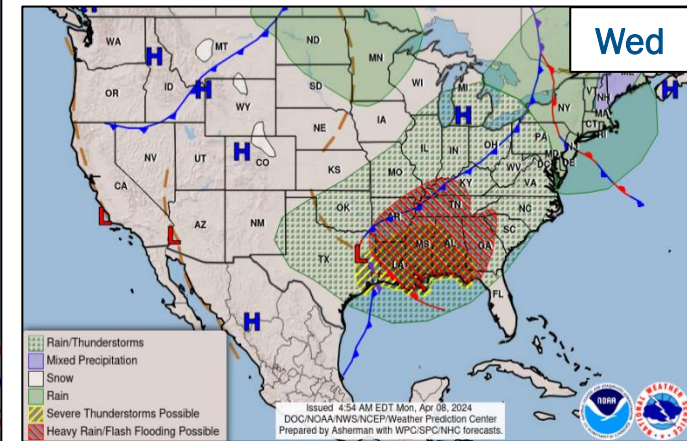
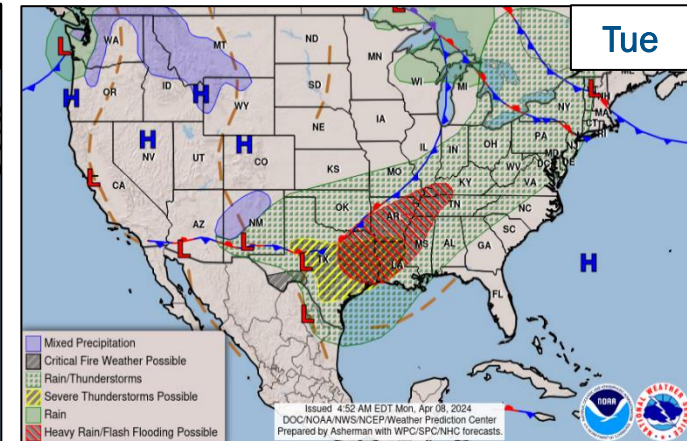
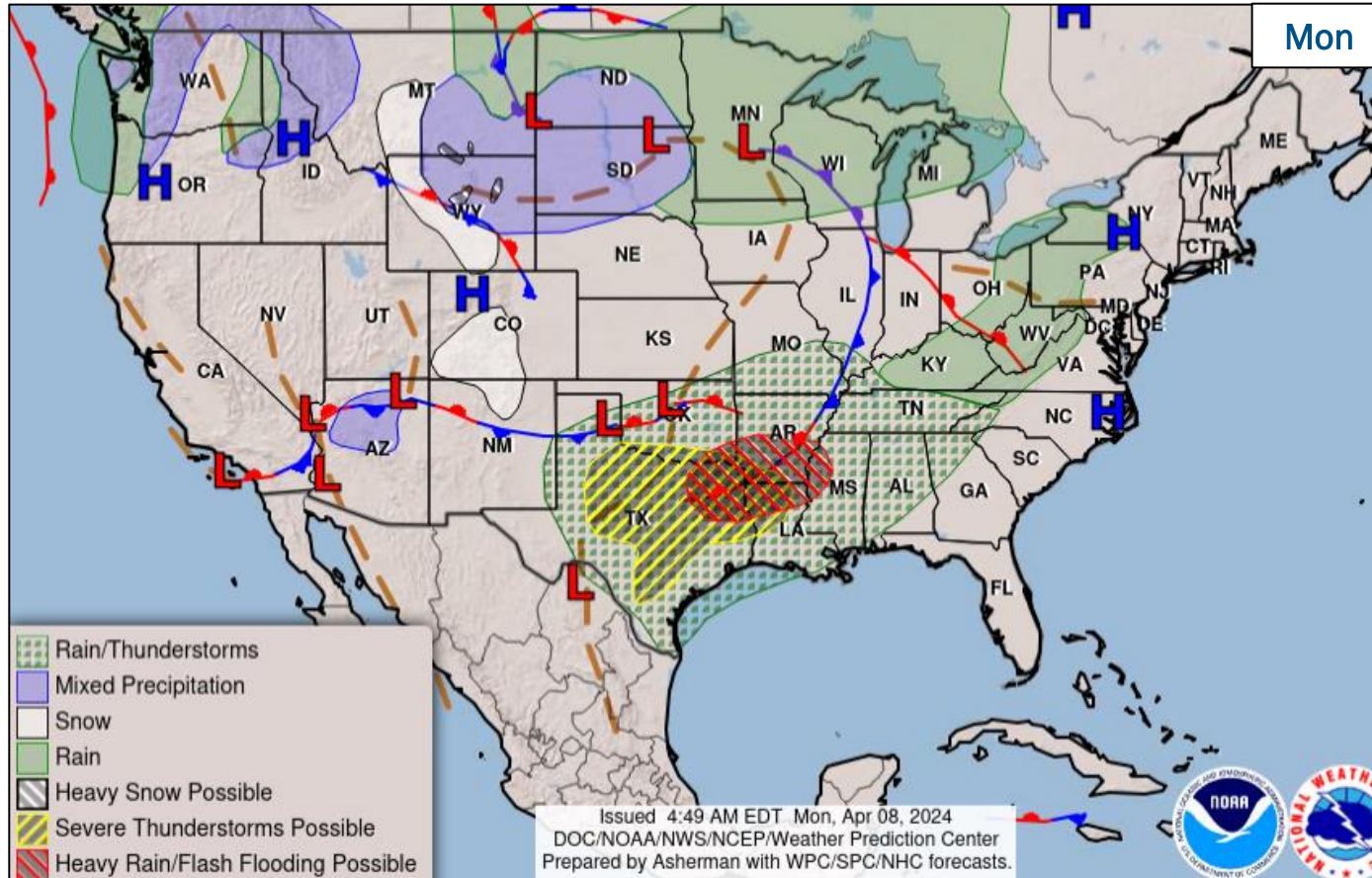
Solar Eclipse – April 8



FEMA

National Watch Center

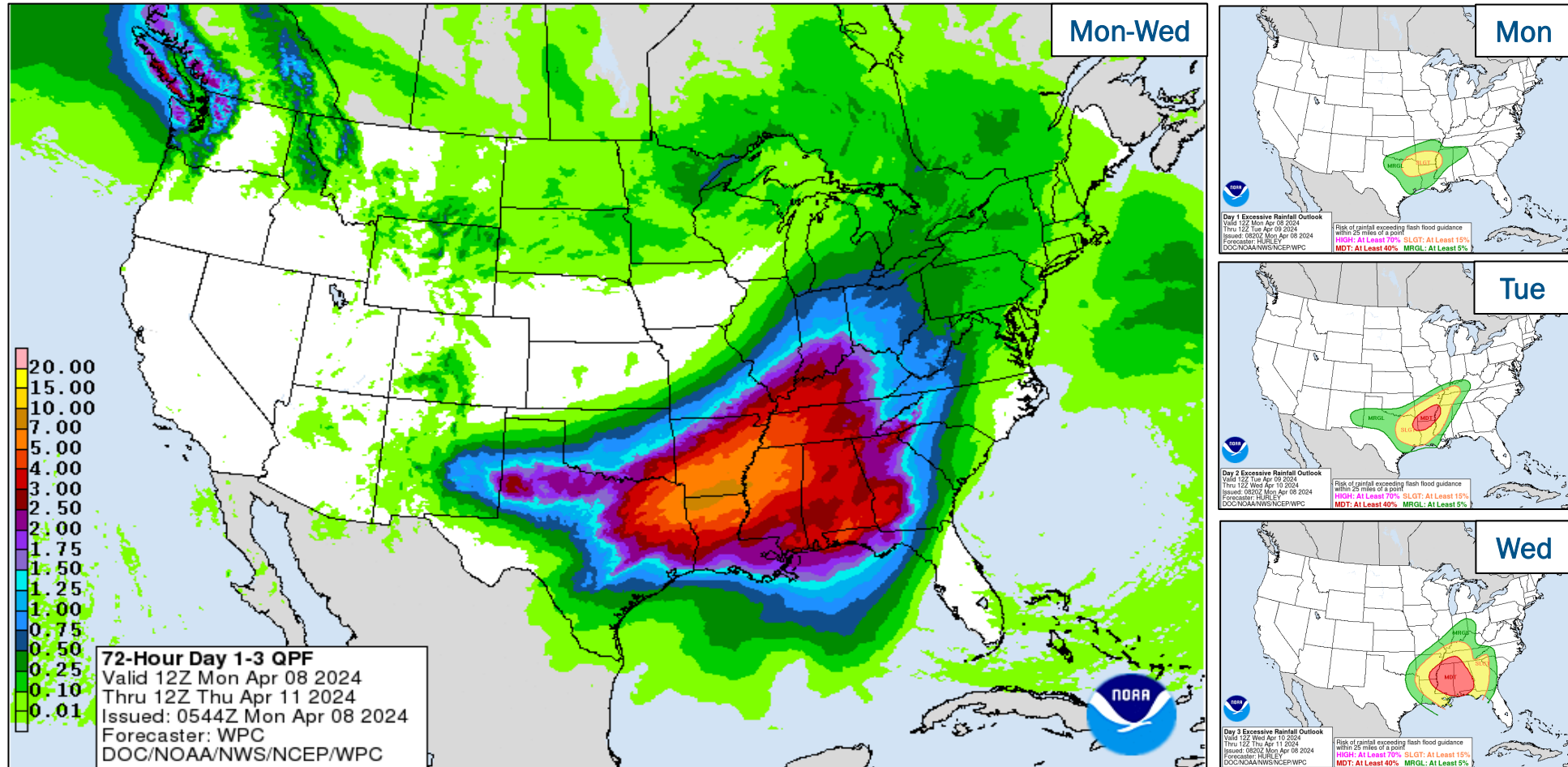
National Weather Forecast



FEMA

National Watch Center

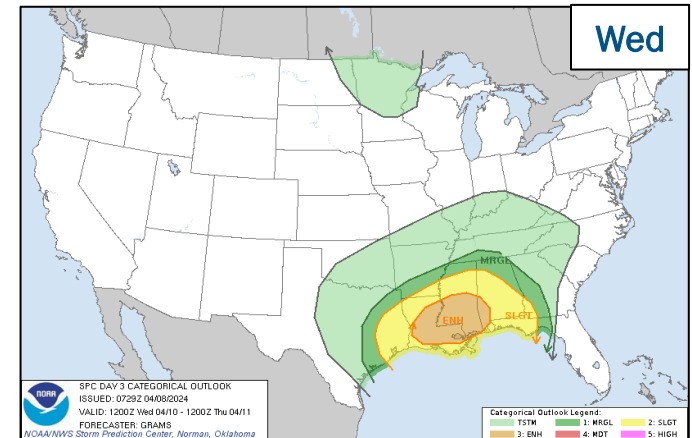
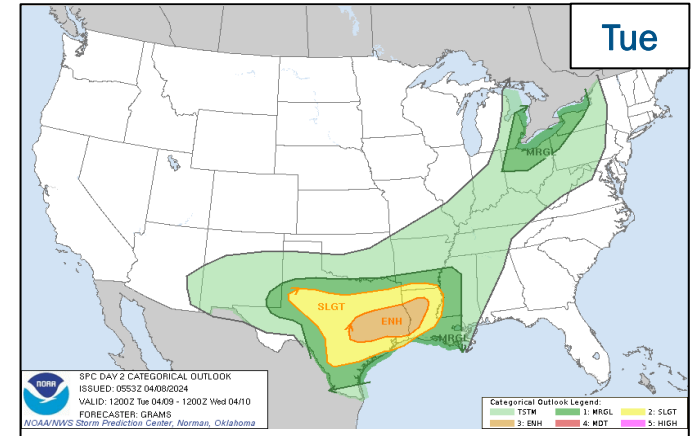
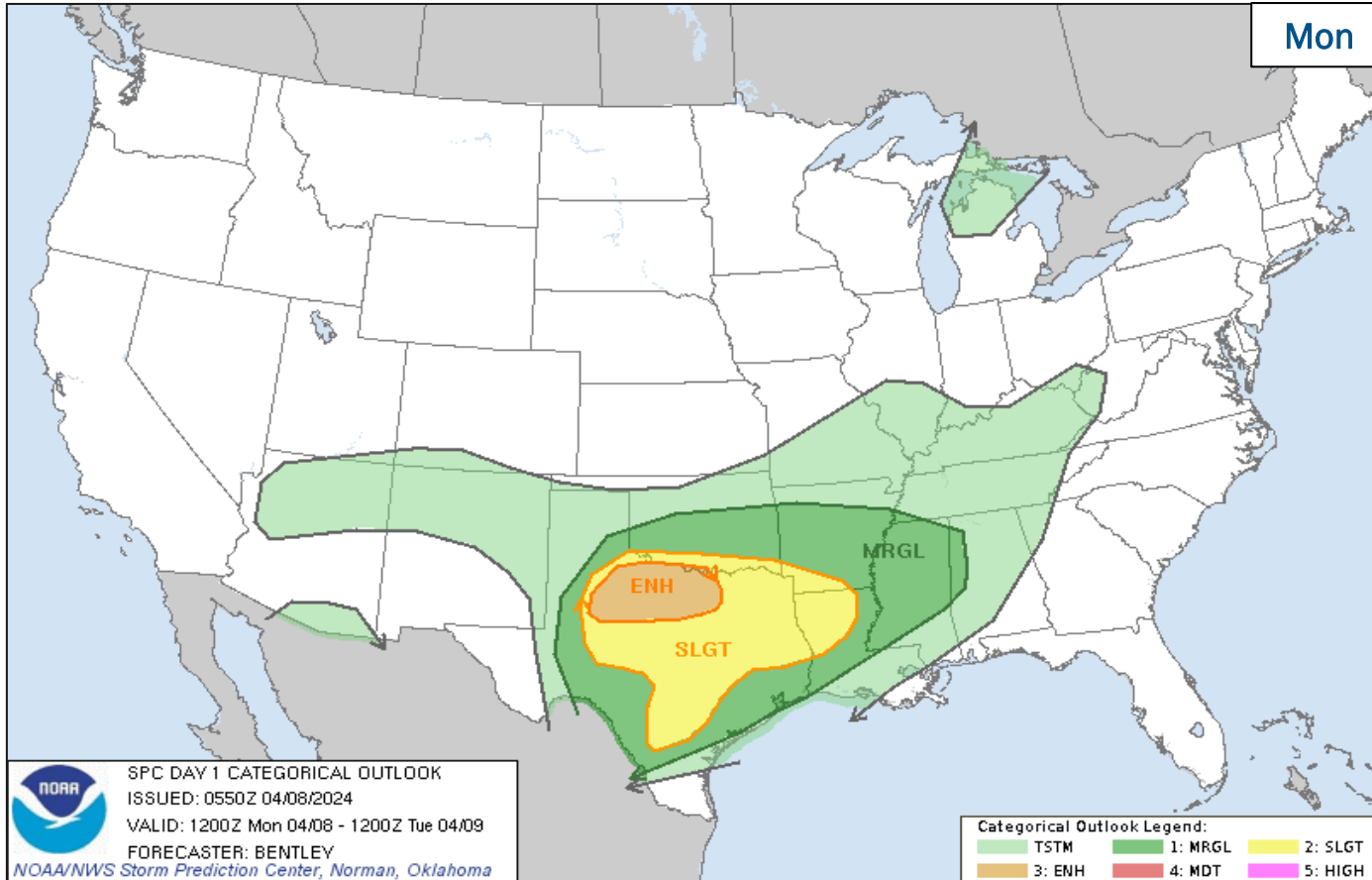
Precipitation & Excessive Rainfall



FEMA

National Watch Center

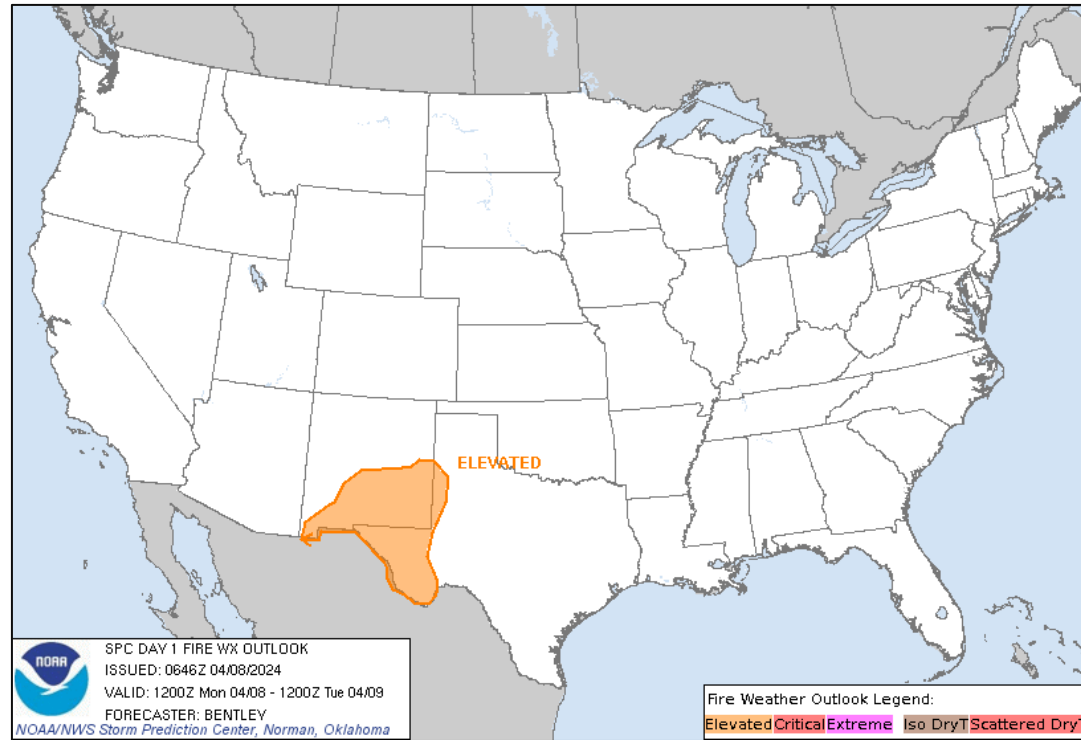
Severe Weather Outlook



FEMA

National Watch Center

Fire Weather Outlook



Today



Tomorrow



FEMA

Wildfire Summary

Fire Name (County, ST)	FMAG #	Acres Burned	Percent Contained	Evacuations	Structures (Homes / Other)			Fatalities / Injuries
					Threatened	Damaged	Destroyed	
57 Fire (Woodward, OK)	5491-FM-OK	5,291 (+291)	45% (+45)	M: 133 (-918)	H: 422 (-785)	H: 0	H: 1 (+1)	0 / 2 (+2)
				V: 0	O: 1,744 (+1,744)	O: 0	O: 1 (+1)	

(Evacuations: M = Mandatory / V = Voluntary; Structures: H = Homes and Mixed Commercial/Residential / O = Non-residential Commercial/Other Minor Structures)

*209 summary as of 12:00 a.m. ET, Apr 8



FEMA

FEMA Common Operating Picture

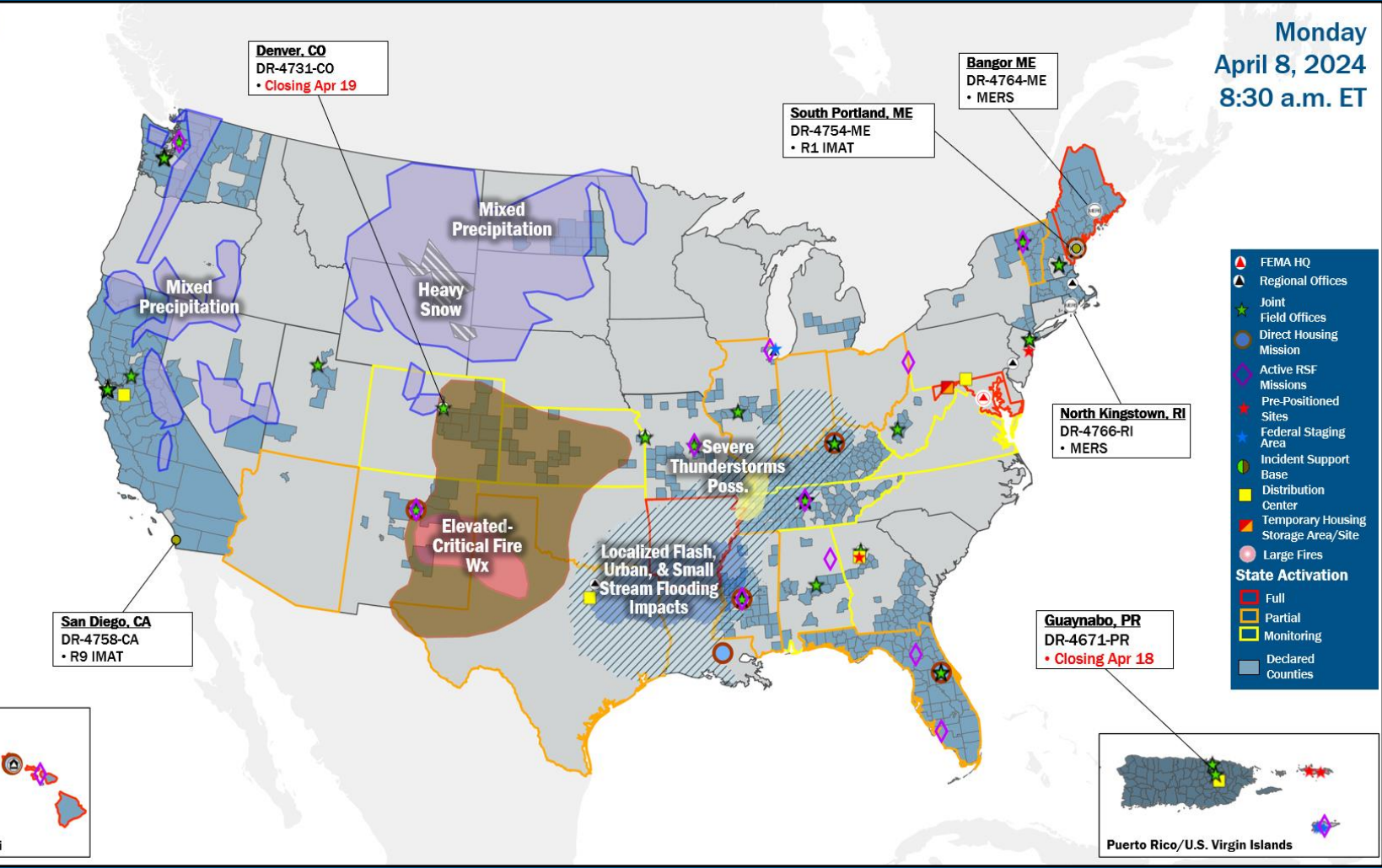
21 + 5 Joint Field Offices Virtual Joint Field Offices Supporting
74 + 2 Major Disasters Emergency Declarations
12 Direct Housing Missions **26** RSF-Supported Disasters

Monday
 April 8, 2024
 8:30 a.m. ET

FEMA HQ	
NWC	NRCC
Monitoring	Activated
FEMA REGIONS	
Watch	RRCC
Monitoring	I Rostered
Monitoring	II Rostered
Alt. Location	III Rostered
Monitoring	IV Rostered
Monitoring	V Rostered
Monitoring	VI Rostered
Monitoring	VII Rostered
Monitoring	VIII Rostered
Monitoring	IX Rostered
Monitoring	X Rostered
Notes:	
RWCs/RRCCs/IMATs: • NRCC: Sustained Ops • RIII RWC: Alt. Location	STATE EOCs: • AL/FL/KY/OH/MS/TN/WV: Severe Weather • TX: Ongoing Threats • AZ/CO: SW Border • HI/KS/OK/VA/WV: Wildfires • MD: Key Bridge Incident • AR/IL/IN/OH/VT: Solar Eclipse • ME/VT: Winter Weather
Volunteer Force	
Rostered 7,768	Deployed 127
Surge Capacity Force	
Rostered 8,422	Deployed 0

N-IMATs	
2-5 Teams Available	
Red	
White	
Blue	
Gold	
HS	
R-IMATs	
≥ 7 Teams Available	
I	ME
II	
III	
IV-1	
IV-2	1
V	
VI-1	
VI-2	3
VII	2
VIII	
IX-1	CA
IX-2	Personnel
X	

REGIONAL BREAKDOWN			
	JFO/VJFO	DR	EM
I	4/0	13	2
II	2/1	4	0
III	1/0	1	0
IV	5/1	20	0
V	1/0	3	0
VI	1/0	1	0
VII	2/0	2	0
VIII	2/0	2	0
IX	1/1	18	0
X	2/2	10	0



IM Workforce

13,857 Assigned
 4,322 (-19) Unavailable
 5,144 (-21) Deployed

32% (+1) / 4,391 (+40) Available

IM Cadre Availability

8 Cadres ≤ 25% Availability

Environmental Planning and Historic Preservation: 20% (161/799); Field Leadership: 18% (27/147); Hazard Mitigation: 25% (307/1,248); Human Resources 25% (44/178); Operations: 19% (62/329); Public Assistance: 22% (478/2,204); Planning: 12% (57/461); Safety: 15% (12/82)

MERS

> 66%

36 Assigned
 0 Unavailable
 0 (-1) Deployed

36 (+1) Available

US&R

> 66%

28 Assigned
 1 Unavailable
 0 Deployed

27 Available

FCO

≤ 1 Type I

48 Assigned
 6 Unavailable
 37 (24 FCOR) Deployed

5 Available

Joint Preliminary Damage Assessments

Region	State / Location	Incident	IA	Number of Counties		Start - End
			PA	Requested	Complete	
I	RI	Flooding Jan 8-17	IA	3	3	2/15 - 2/22
			PA	4	3	2/26 - TBD
	MA	Flooding Sep 11-13	IA	2	0	3/28 - TBD
			PA	2	0	3/28 - TBD



FEMA

Declaration Requests in Process – 13

State / Tribe / Territory – Incident Description	Type	IA	PA	HM	Requested
OH – Train Derailment	DR	X	X	X	Jul 3
IA – Severe Winter Storms and Snowstorm	DR		X	X	Feb 13
MBMI* – Severe Storms and Flooding	DR		X	X	Mar 1
VT – Severe Winter Storm	DR		X	X	Mar 6
MA – Severe Storms and Flooding (APPEAL)	DR	X	X	X	Mar 11
OR – Severe Winter Storms, Straight-line Winds, Landslides, and Mudslides	DR		X	X	Mar 12
SBKN** – Severe Storms and Flooding	DR		X	X	Mar 21
CA – Severe Storms, Flooding, Landslides, and Tornadoes	DR		X	X	Mar 22
HVT*** – Severe Winter Storm	DR	X	X	X	Mar 22
WA – Severe Winter Storms, Straight-line Winds, Flooding, Landslides, and Mudslides	DR		X	X	Mar 22
KY – Severe Storm and Tornado	DR	X		X	Mar 27
NH – Severe Storms and Flooding	DR		X	X	Mar 28
OH – Tornadoes	DR	X		X	Mar 29

* Morongo Band of Mission Indians | ** Sycuan Band of the Kumeyaay Nation | *** Hoopa Valley Tribe



FEMA

National Watch Center



FEMA

Helping people before, during, and after disasters.



Scan to subscribe to this briefing.