

FEMA National Watch Center

# Daily Operations Briefing

Saturday, April 8, 2023

8:30 a.m. ET



**FEMA**

# National Current Ops / Monitoring

---

## New Significant Incidents / Ongoing Ops

- No new significant incidents / operations

## Hazard Monitoring

- Critical fire weather – Central Plains
- Heavy snow possible – Pacific Northwest

---

## Disaster Declaration Activity

- Approval: Expedited Major Disaster – TN

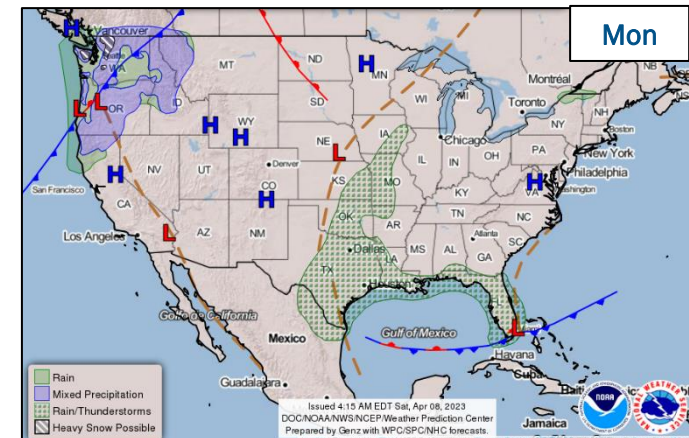
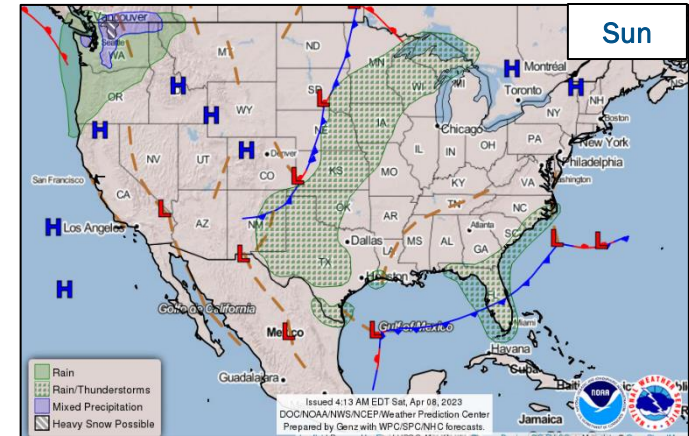
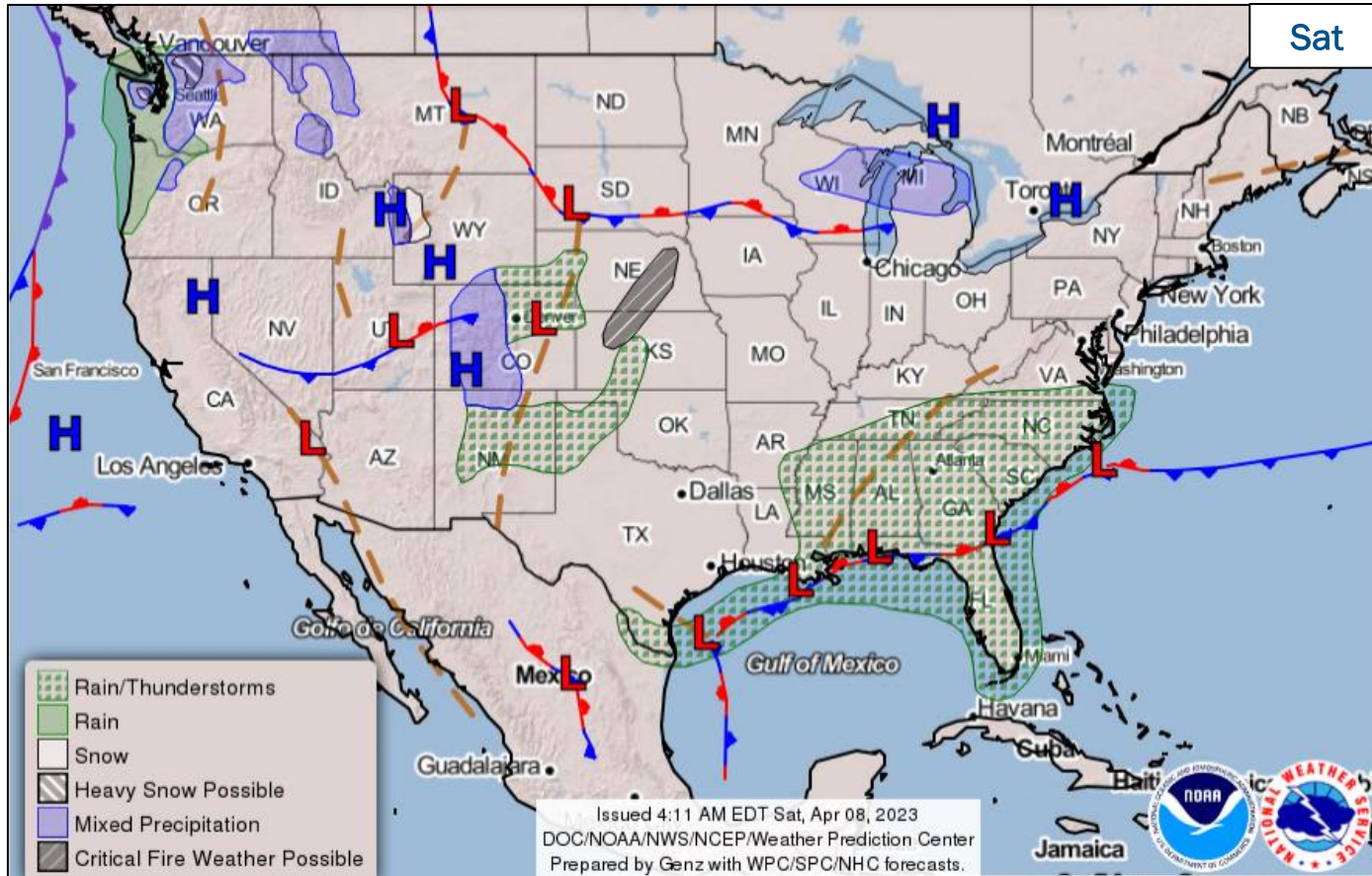
## Event Monitoring

- No significant events



**FEMA**

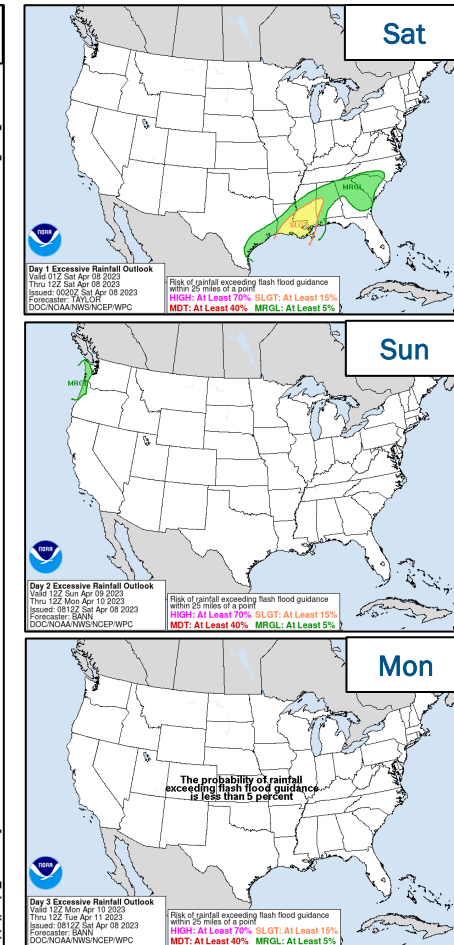
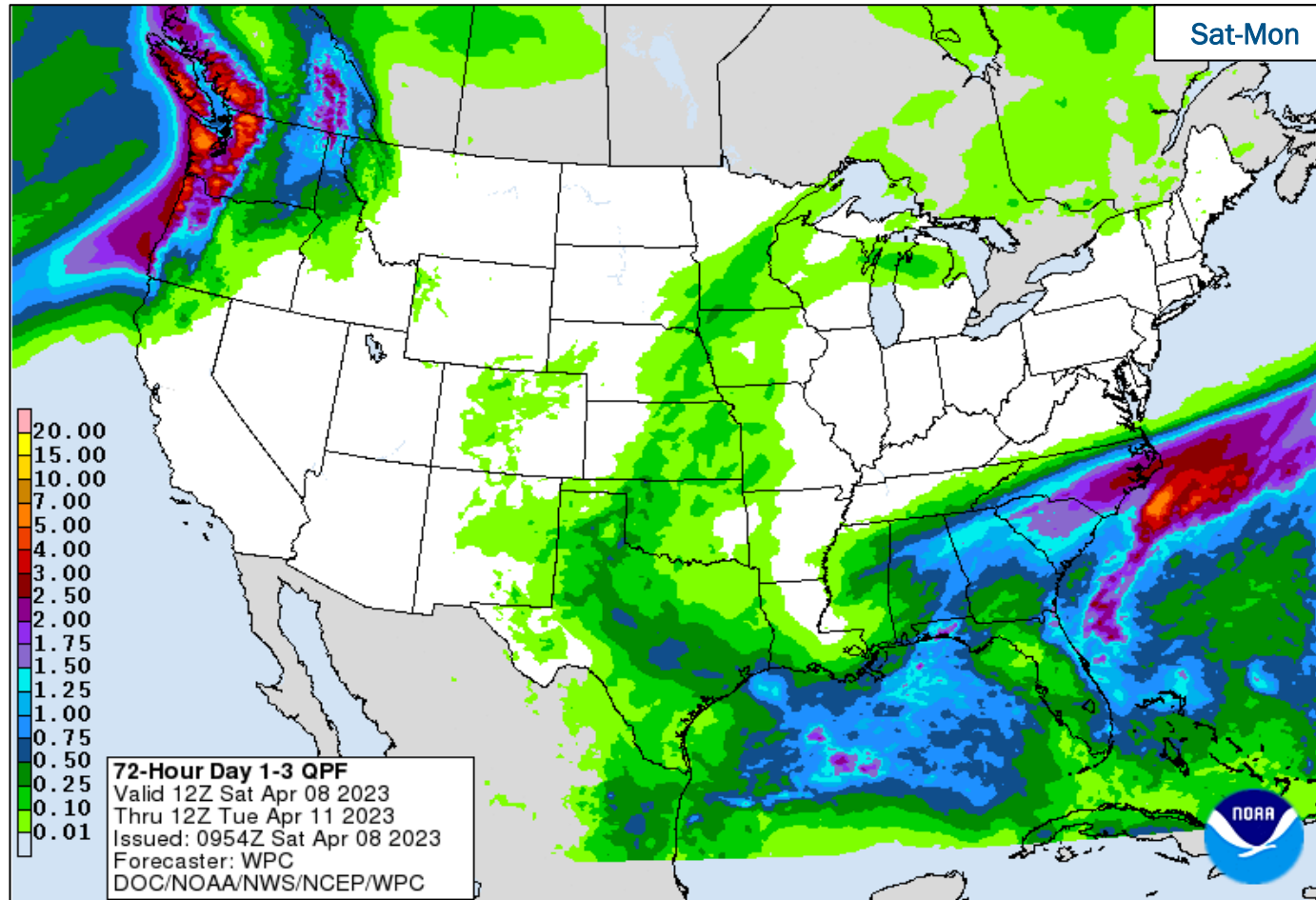
# National Weather Forecast



FEMA

National Watch Center

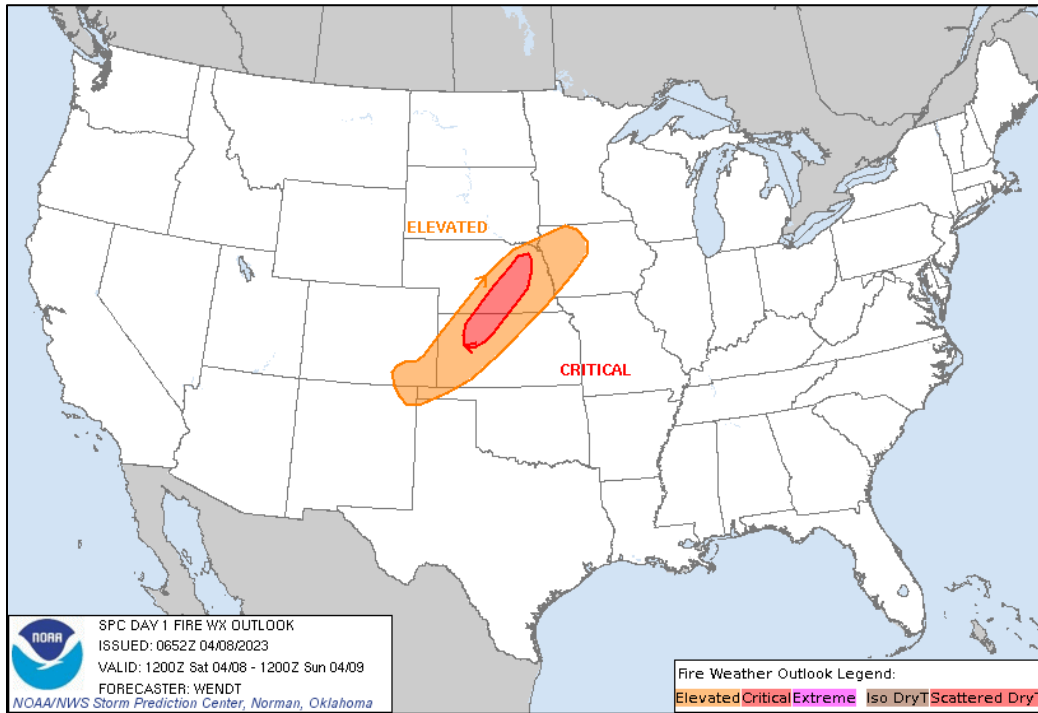
# Precipitation & Excessive Rainfall



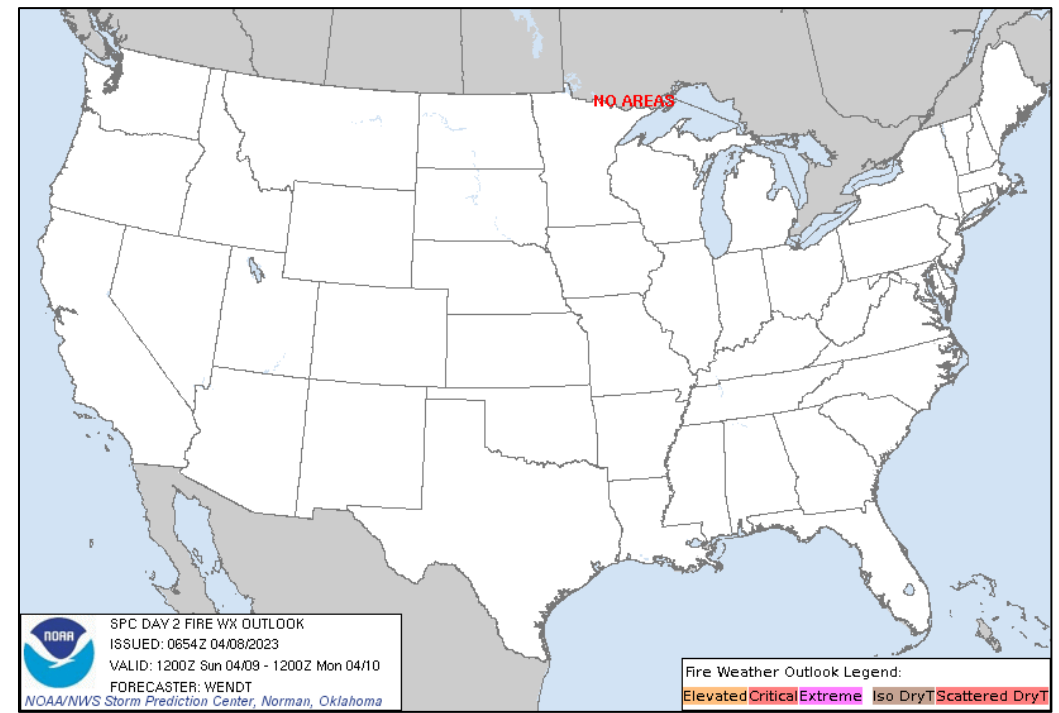
FEMA

National Watch Center

# Fire Weather Outlook



Today



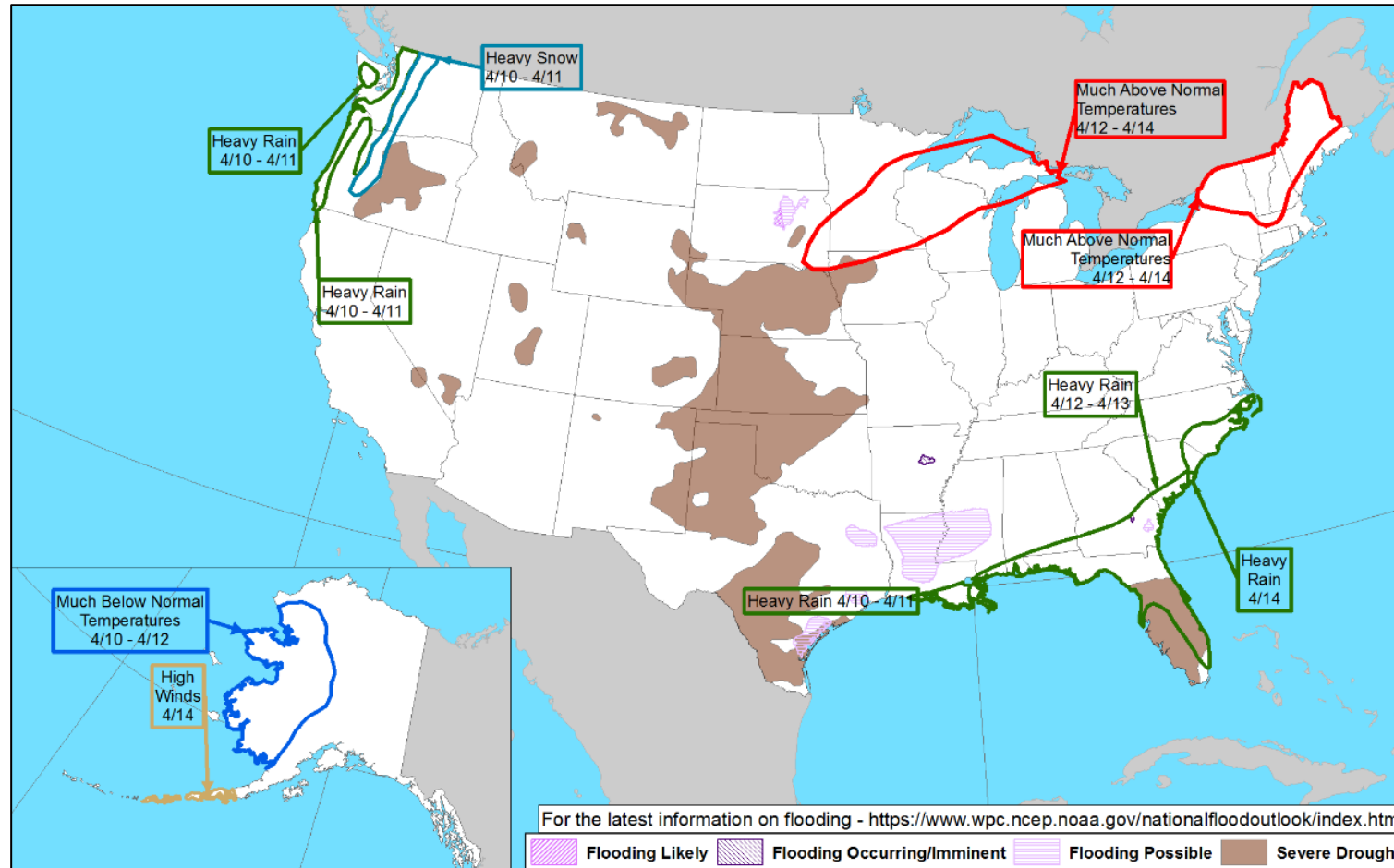
Tomorrow



FEMA

National Watch Center

# Hazards Outlook – April 10-14



FEMA

# FEMA Common Operating Picture

**11** + **8** Supporting  
 Joint Field Offices Virtual Joint Field Offices  
**58** + **7**  
 Major Disasters Emergency Declarations  
**7** **12**  
 Direct Housing Missions RSF-Supported Disasters

Saturday  
 April 8, 2023  
 8:30 a.m. ET

FEMA HQ	
NWC	NRCC
Monitoring	Rostered
FEMA REGIONS	
Watch	RRCC
Monitoring I	Rostered
Monitoring II	Rostered
Monitoring III	Rostered
Monitoring IV	Rostered
Monitoring V	Rostered
Monitoring VI	Level III
Monitoring VII	Rostered
Monitoring VIII	Rostered
Monitoring IX	Rostered
Monitoring X	Rostered
Notes:	
RWC/RRCC: • RVI RRCC: Severe Weather	STATE EOCs: DC: 1 <sup>st</sup> Amendment Activities AL/AR/IL/IN/KY/MS/TN: Severe Weather FL: TC Ian OK: Fire weather TX: Ongoing Operations CO: Avian Influenza, Public Health Support, and Suncor Refinery AZ/CO: SW Border Coordination WY: Winter Weather CA/NV/UT: Flooding AS: Seismic Activity CA/CNM/GU/MD/NV/WV: COVID Support
Surge Capacity Force	
Rostered 7,336	Deployed 0

N-IMATs	
2-4 Teams Available	
Red	
White	
Blue	
Gold	
R-IMATs	
≥ 7 Teams Available	
I	NH
II	
III	2
IV-1	MS
IV-2	
V	
VI-1	AR
VI-2	
VII	
VIII	1
IX-1	CA
IX-2	CA
X	
Fully Mission Capable (FMC)	
Partially Mission Capable (PMC)	
Not Mission Capable (NMC)	
Deployed	

REGIONAL BREAKDOWN			
	JFO/VJFO	DR	EM
I	1/0	6	0
II	1/2	4	1
III	1/0	3	0
IV	4/1	10	2
V	1/1	4	0
VI	1/1	5	3
VII	0/0	0	0
VIII	0/1	5	0
IX	0/1	9	1
X	2/1	12	0

**Sacramento, CA**  
 DR-4683-CA  
 • RIX IMAT-1/2

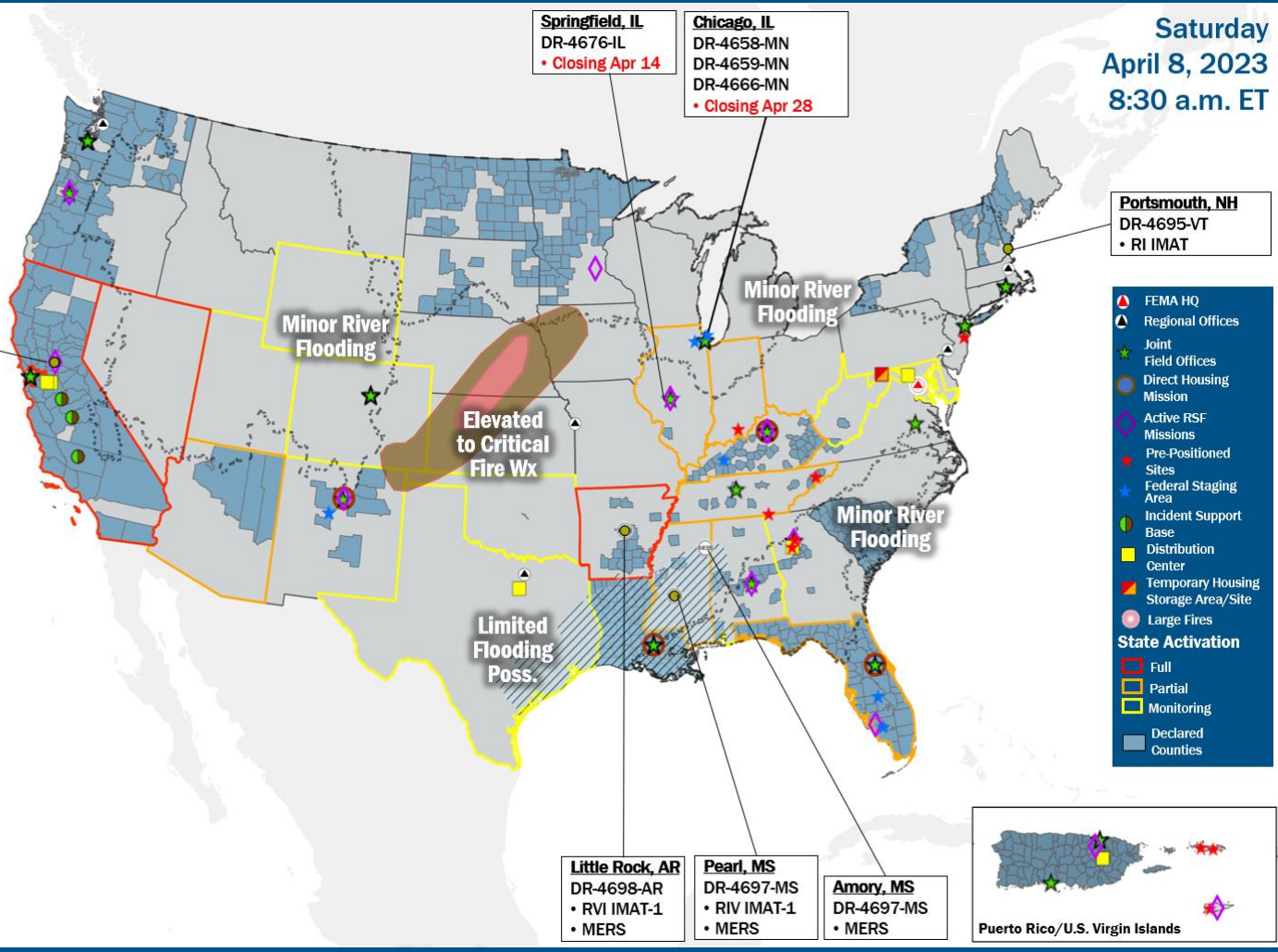
**Alaska**

**Northern Mariana Islands**

**Guam**

**American Samoa**

**Hawaii**



**Portsmouth, NH**  
 DR-4695-VT  
 • RI IMAT

**Legend:**

- FEMA HQ
- Regional Offices
- Joint Field Offices
- Direct Housing Mission
- Active RSF Missions
- Pre-Positioned Sites
- Federal Staging Area
- Incident Support Base
- Distribution Center
- Temporary Housing Storage Area/Site
- Large Fires

**State Activation**

- Full
- Partial
- Monitoring
- Declared Counties

## IM Workforce

13,374 (-11) Assigned  
 4,322 (+100) Unavailable  
 5,580 (+41) Deployed

---

26% (-1) / 3,624 (-152) Available

## IM Cadre Availability ≤ 25% Availability

Civil Rights: 12% (15/121); Disability Integration: 3% (2/59); External Affairs: 23% (117/503); Environmental Planning and Historic Preservation: 16% (135/829); Field Leadership: 16% (23/140); Hazard Mitigation: 13% (164/1,215); Human Resources: 6% (10/163); Interagency Recovery Coordination: 24% (74/304); Logistics: 25% (370/1,456); Operations: 17% (59/357); Public Assistance: 13% (280/2,180); Planning: 14% (62/452); Safety: 11% (9/80); Security 22% (32/146)

## MERS

≥ 66%

36 Assigned  
 0 Unavailable  
 3 Deployed

---

33 Available

## US&R

≥ 66%

28 Assigned  
 2 Unavailable  
 0 Deployed

---

26 Available

## FCO

≤ 1 Type I

48 Assigned  
 4 Unavailable  
 40 (24 FCOR) Deployed

---

4 Available

# Joint Preliminary Damage Assessments

Region	State / Location	Incident	IA	Number of Counties		Start - End
			PA	Requested	Complete	
I	NH	Snow Storms Mar 13-15	IA	0	0	N/A
			PA	3	0	4/10 - TBD
II	NY	Severe Winter Storm Dec 23-25	IA	0	0	N/A
			PA	7	5	1/24 - TBD
IV	AL	Severe Storms Mar 24-25	IA	4	0	4/27 - TBD
			PA	7	0	4/27 - TBD
	GA	Severe Storms Mar 24-25	IA	2	0	4/4 - TBD
			PA	0	0	N/A
VI	TX	Winter Storm Jan 29 and continuing	IA	0	0	N/A
			PA	29	6	3/6 - TBD
IX	CA	Severe Weather and Flooding Mar 9 and continuing	IA	9	9	3/18 - TBD
			PA	39 (+11)	19 (+12)	3/18 - TBD
	Hoopa Valley Tribe	Severe Widespread Flooding Feb 14-Mar 7	IA	1	0	3/24 - TBD
			PA	1	1	3/24 - 3/25



**FEMA**



# Declaration Approval – Tennessee

**Declaration:** Expedited Major Disaster – FEMA-4701-DR-TN  
**Date Requested:** Apr 4

**Date Approved:** Apr 7

**Incident:** Severe Storms, Straight-line Winds, and Tornadoes

**Incident Period:** Mar 31 - Apr 1

**Provides:**

- **IA/PA:** 10 counties
- **Hazard Mitigation:** Statewide

**FCO:** Andrew D. Friend



■ IA/PA



**FEMA**

# Declaration Requests in Process – 11

State / Tribe / Territory – Incident Description	Type	IA	PA	HM	Requested
Choctaw Nation of Oklahoma – Tornadoes	DR		X	X	Jan 3
WV – Severe Storms, Flooding, Landslides, and Mudslides (Appeal)	DR	X	X	X	Jan 27
TX – Severe Winter Storm	DR		X	X	Feb 21
CA – Heat Dome and Wildfires (Appeal)	DR		X	X	Mar 5
Navajo Nation – Severe Winter Storms, Snowstorm, and Flooding	DR		X	X	Mar 20
ND – Severe Winter Storm	DR		X	X	Mar 21
KY – Severe Storms, Straight-line Winds, Flooding, Landslides, and Mudslides	DR		X	X	Mar 27
KY – Severe Storms, Straight-line Winds, Tornadoes, Flooding, Land & Mud Slides	DR	X	X	X	Mar 29
TN – Severe Storms, Straight-line Winds, & Tornadoes – <a href="#">Approved</a>	DR	X	X	X	Apr 4
IL – Severe Storms, Straight-line Winds, & Tornadoes	EM		X		Apr 5
Hoop Valley Tribe – Severe Winter Storms, Snowstorm, and Mudslides	DR	X	X	X	Apr 5
IN – Severe Storms, Straight-line Winds, Tornadoes, and Flooding	DR	X	X		Apr 6



**FEMA**



# FEMA

Helping people before, during, and after disasters.



*Scan to subscribe to this briefing.*