

FEMA National Watch Center

Daily Operations Briefing

Friday, April 7, 2023

8:30 a.m. ET



FEMA

National Current Ops / Monitoring

New Significant Incidents / Ongoing Ops

- No new significant incidents / operations

Hazard Monitoring

- Critical fire weather– Central Plains
- Heavy rain and flash flooding – Texas Coast across Louisiana to Lower Mississippi Valley

Disaster Declaration Activity

- Request: Major Disaster Declaration – Hoopa Valley Tribe
- Request: Major Disaster Declaration – Indiana

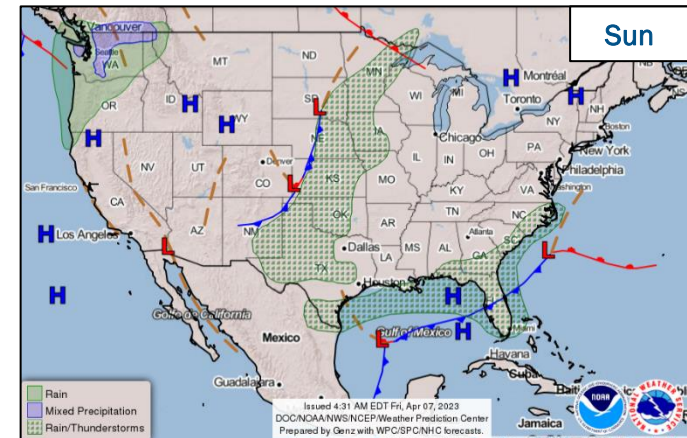
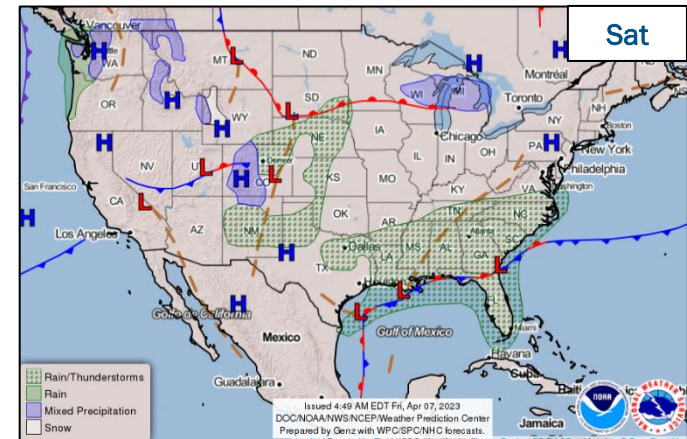
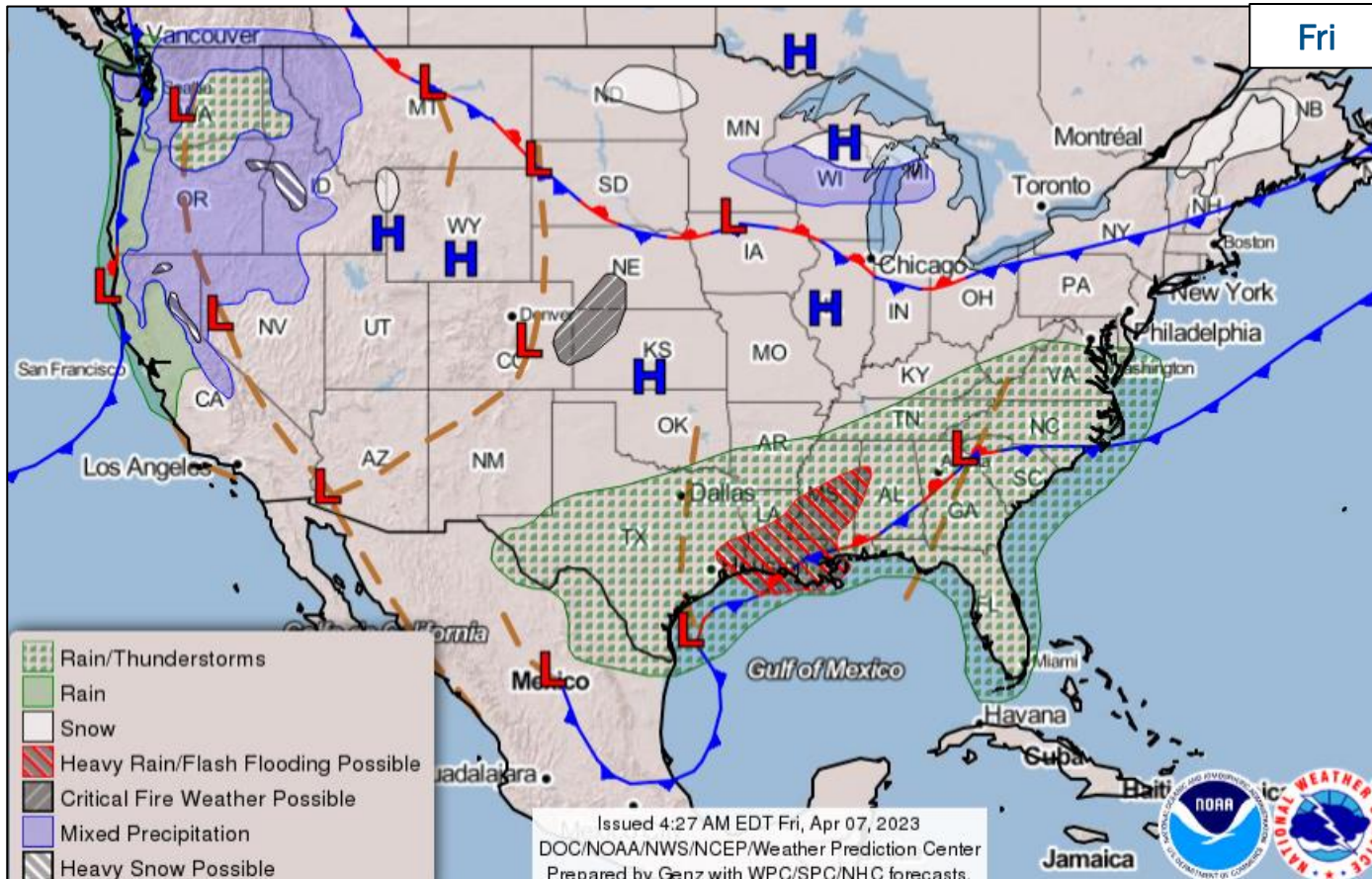
Event Monitoring

- No significant events



FEMA

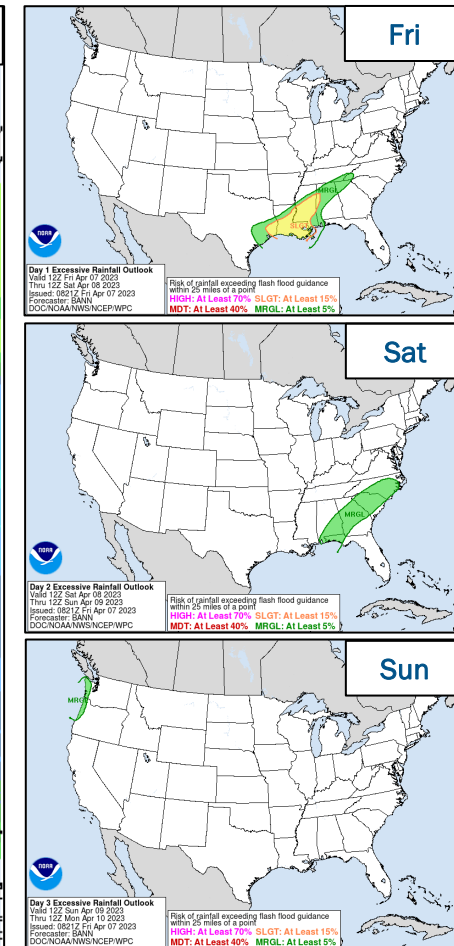
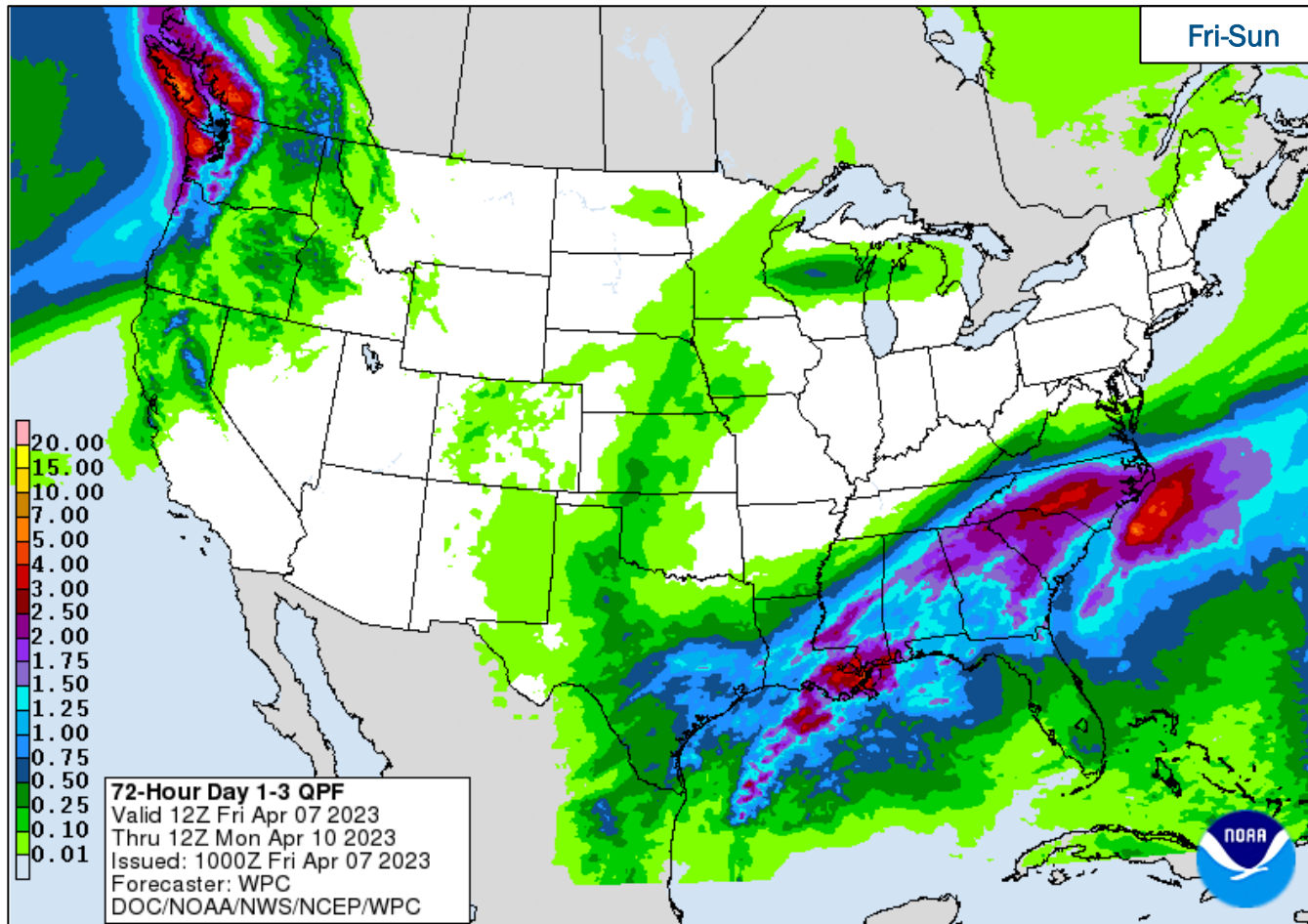
National Weather Forecast



FEMA

National Watch Center

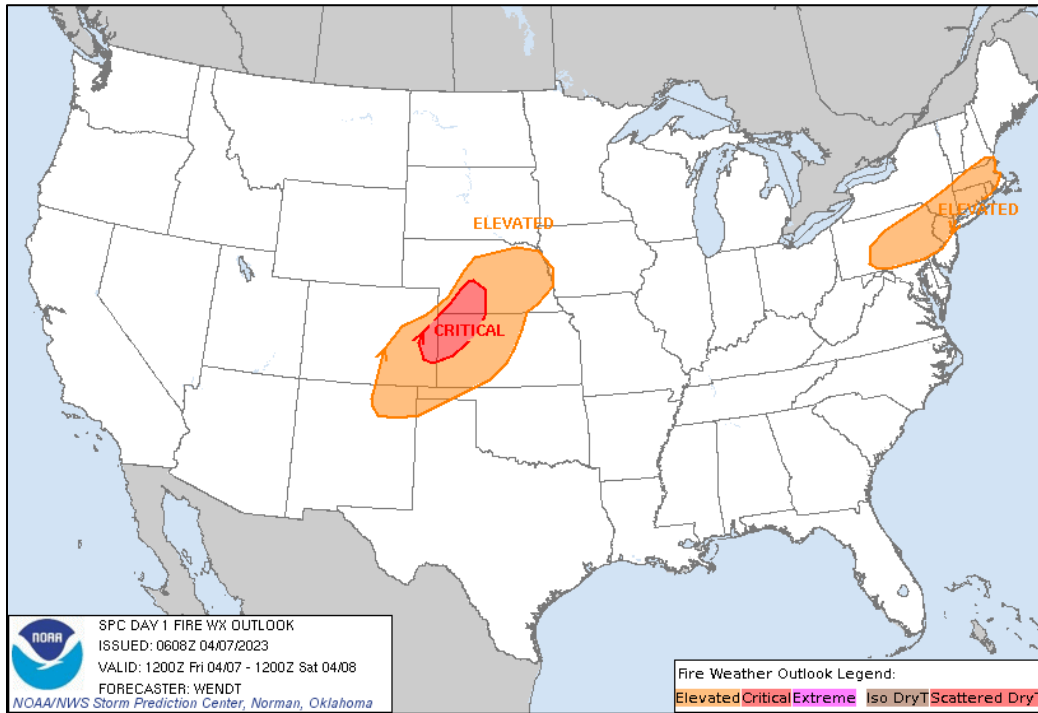
Precipitation & Excessive Rainfall



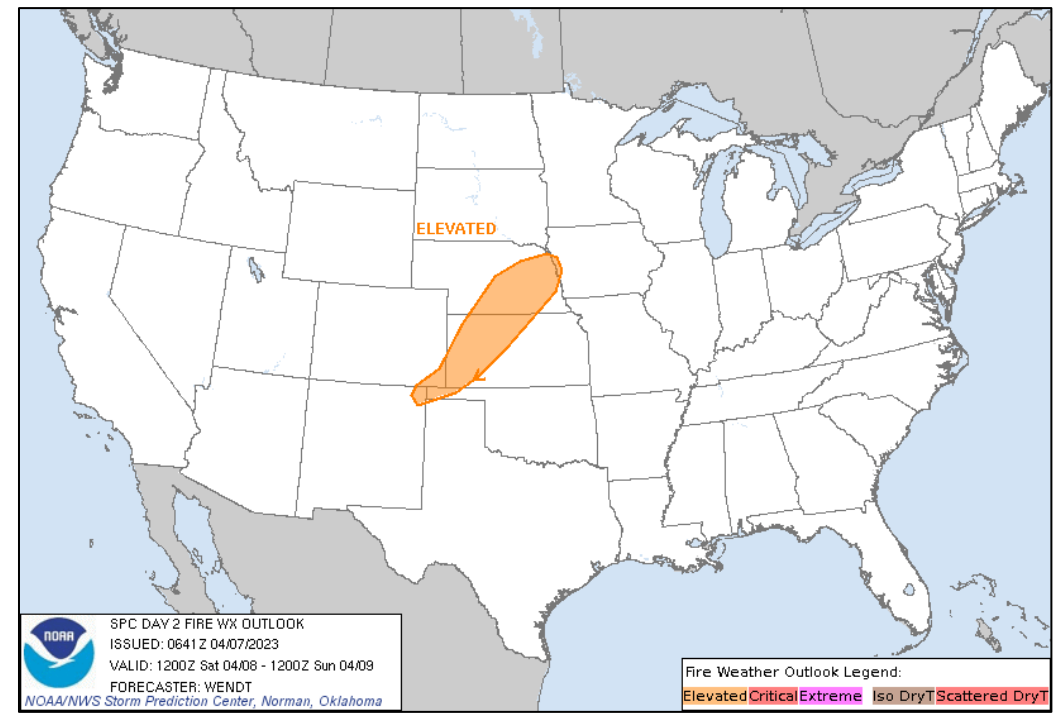
FEMA

National Watch Center

Fire Weather Outlook



Today



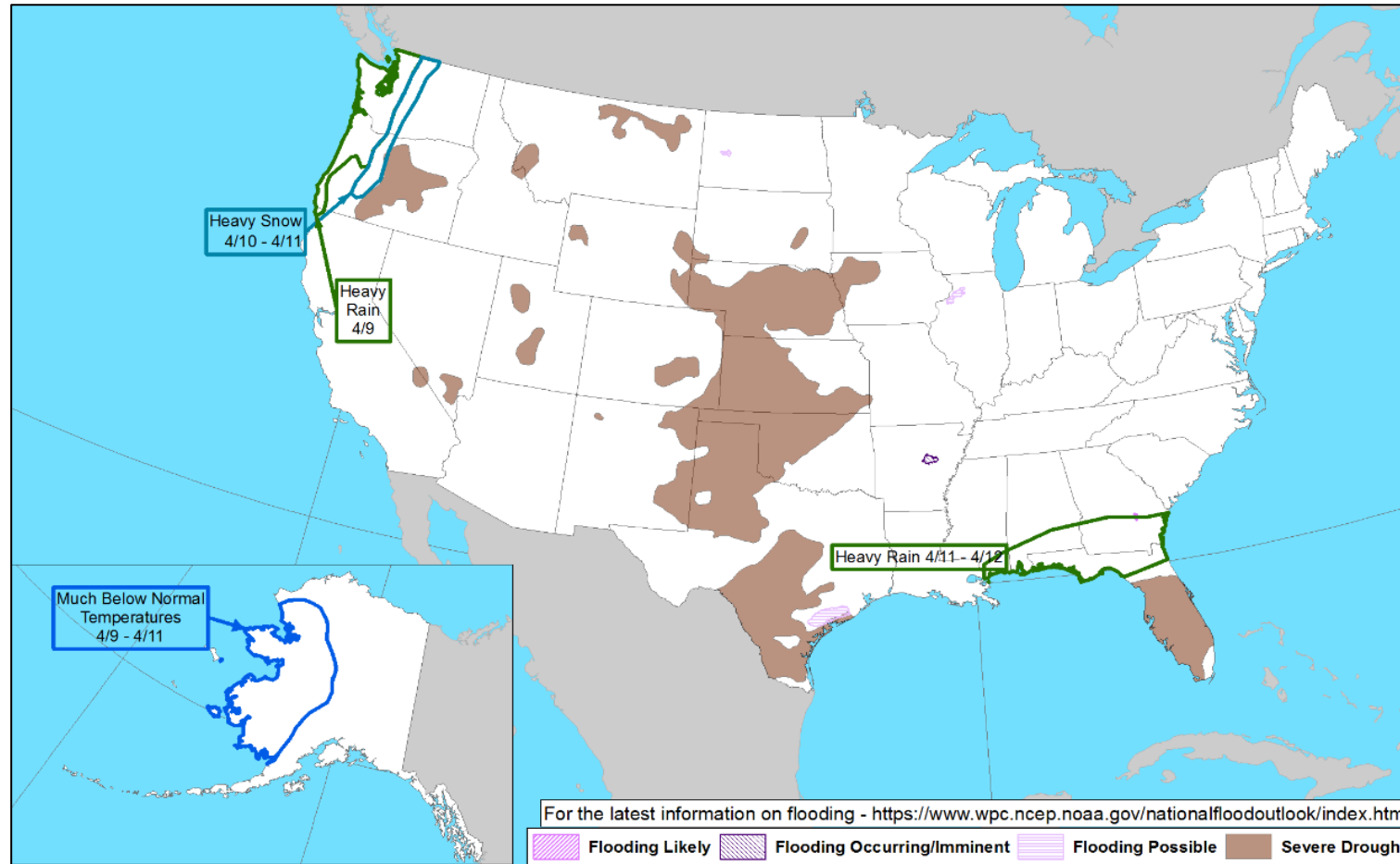
Tomorrow



FEMA

National Watch Center

Hazards Outlook – April 9-13



FEMA

FEMA Common Operating Picture

11 + **8** Supporting
 Joint Field Offices Virtual Joint Field Offices
57 + **7**
 Major Disasters Emergency Declarations
7 **12**
 Direct Housing Missions RSF-Supported Disasters

FEMA HQ	
NWC	NRCC
Monitoring	Rostered
FEMA REGIONS	
Watch	RRCC
Monitoring	I Rostered
Monitoring	II Rostered
Monitoring	III Rostered
Monitoring	IV Rostered
Monitoring	V Rostered
Monitoring	VI Level III
Monitoring	VII Rostered
Monitoring	VIII Rostered
Monitoring	IX Rostered
Monitoring	X Rostered
Notes:	
RWC/RRCC: • RVI/RRCC: Severe Weather	STATE EOCs: • DC: 1 st Amendment Activities • AL/AR/IL/IN/KY/MS/TN: Severe Weather • FL: TC Ian • OK: Fire weather • TX: Ongoing Operations • CO: Avian Influenza, Public Health Support, and Suncor Refinery • AZ/CO: SW Border Coordination • WY: Winter Weather • CA/NV/UT: Flooding • AS: Seismic Activity • CA/CNMI/GU/MD/NV/WV: COVID Support
Surge Capacity Force	
Rostered 7,336	Deployed 0

N-IMATs	
2-4 Teams Available	
Red	
White	
Blue	
Gold	
R-IMATs	
≥ 7 Teams Available	
I	NH
II	
III	2
IV-1	MS
IV-2	
V	
VI-1	AR
VI-2	
VII	
VIII	1
IX-1	CA
IX-2	CA
X	
Fully Mission Capable (FMC)	
Partially Mission Capable (PMC)	
Not Mission Capable (NMC)	
Deployed	

REGIONAL BREAKDOWN			
JFO/VJFO	DR	EM	
I	1/0	6	0
II	1/2	4	1
III	1/0	3	0
IV	4/1	10	2
V	1/1	4	0
VI	1/1	4	3
VII	0/0	0	0
VIII	0/1	5	0
IX	0/1	9	1
X	2/1	12	0

Alaska

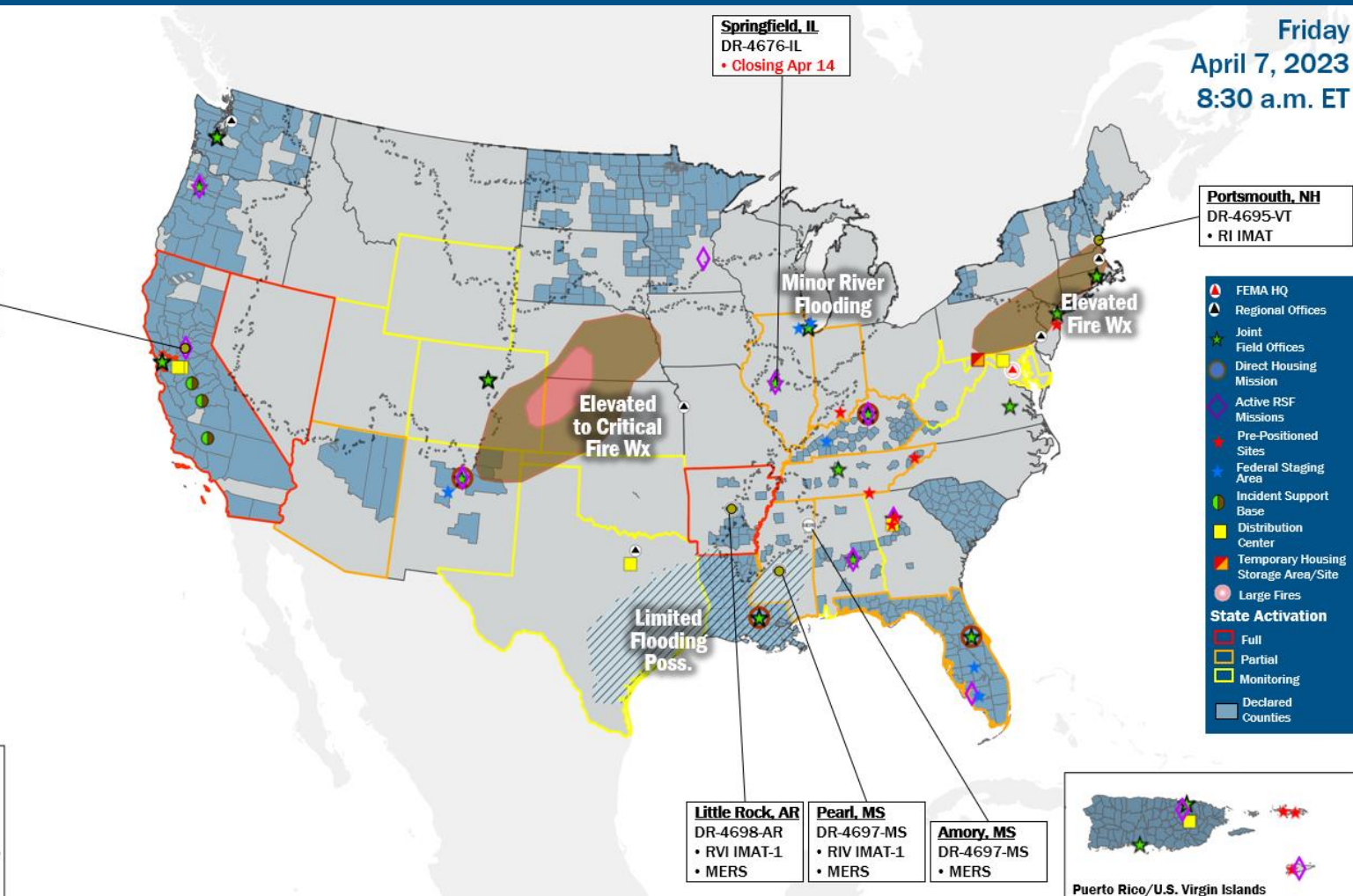
Northern Mariana Islands

Guam

American Samoa

Hawaii

Sacramento, CA
DR-4683-CA
• RIX IMAT-1/2



Friday
 April 7, 2023
 8:30 a.m. ET

IM Workforce

13,385 (-63) Assigned
 4,222 (-49) Unavailable
 5,539 (-23) Deployed

27% / 3,624 (+9) Available

IM Cadre Availability ≤ 25% Availability

Civil Rights: 12% (15/121); Disability Integration: 5% (3/59); External Affairs: 24% (120/503); Environmental Planning and Historic Preservation: 17% (137/829); Field Leadership: 16% (22/140); Hazard Mitigation: 17% (201/1,215); Human Resources: 5% (8/163); Interagency Recovery Coordination: 19% (58/304); Operations: 18% (66/357); Public Assistance: 13% (281/2,181); Planning: 13% (60/452); Safety: 11% (9/80); Security 20% (29/146)

MERS

≥ 66%

36 Assigned
 0 Unavailable
 3 Deployed

33 Available

US&R

≥ 66%

28 Assigned
 2 Unavailable
 0 Deployed

26 Available

FCO

≤ 1 Type I

48 Assigned
 4 Unavailable
 40 (24 FCOR) Deployed

4 Available

Joint Preliminary Damage Assessments

Region	State / Location	Incident	IA	Number of Counties		Start - End
			PA	Requested	Complete	
II	NY	Severe Winter Storm Dec 23-25	IA	0	0	N/A
			PA	7	5	1/24 - TBD
IV	AL	Severe Storms Mar 24-25	IA	4	0	4/27 - TBD
			PA	7	0	4/27 - TBD
	GA	Severe Storms Mar 24-25	IA	2	0	4/4 - TBD
			PA	0	0	N/A
VI	TX	Winter Storm Jan 29 and continuing	IA	0	0	N/A
			PA	29	6 (+1)	3/6 - TBD
IX	CA	Severe Weather and Flooding Mar 9 and continuing	IA	9	9	3/18 - TBD
			PA	28	7	3/18 - TBD
	Hoopa Valley Tribe	Severe Widespread Flooding Feb 14-Mar 7	IA	1	0	3/24 - TBD
			PA	1	1	3/24 - 3/25



FEMA

Declaration Request – Hoopa Valley Tribe

Declaration Type: Major Disaster – Hoopa Valley Tribe

Date Requested: Apr 5

Incident: Severe winter storms, snowstorm, and mudslides

Incident Period: Feb 14 – Mar 5

Requesting:

- **IA:** Individuals and Households program for Hoopa Valley Tribe
- **PA:** Including direct federal assistance for Hoopa Valley Tribe
- **Snow assistance:** Hoopa Valley Tribe
- **Hazard Mitigation:** Hoopa Valley Tribe



■ IA/PA



FEMA

Declaration Request – Indiana

Declaration Type: Major Disaster – Indiana

Date Requested: Apr 6

Incident: Severe storms, straight-line winds, tornadoes and flooding

Incident Period: Mar 31 - Apr 1

Requested:

- IA/PA: 3 counties



■ IA/PA



FEMA

National Watch Center

Declaration Requests in Process – 12

State / Tribe / Territory – Incident Description	Type	IA	PA	HM	Requested
Choctaw Nation of Oklahoma – Tornadoes	DR		X	X	Jan 3
WV – Severe Storms, Flooding, Landslides, and Mudslides (Appeal)	DR	X	X	X	Jan 27
TX – Severe Winter Storm	DR		X	X	Feb 21
CA – Heat Dome and Wildfires (Appeal)	DR		X	X	Mar 5
Navajo Nation – Severe Winter Storms, Snowstorm, and Flooding	DR		X	X	Mar 20
ND – Severe Winter Storm	DR		X	X	Mar 21
KY – Severe Storms, Straight-line Winds, Flooding, Landslides, and Mudslides	DR		X	X	Mar 27
KY – Severe Storms, Straight-line Winds, Tornadoes, Flooding, Land & Mud Slides	DR	X	X	X	Mar 29
TN – Severe Storms, Straight-line Winds, & Tornadoes	DR	X	X	X	Apr 4
IL – Severe Storms, Straight-line Winds, & Tornadoes	EM		X		Apr 5
Hoopa Valley Tribe – Severe Winter Storms, Snowstorm, and Mudslides	DR	X	X	X	Apr 5
IN – Severe Storms, Straight-line Winds, Tornadoes, and Flooding	DR	X	X		Apr 6



FEMA



FEMA

Helping people before, during, and after disasters.



Scan to subscribe to this briefing.