

FEMA National Watch Center

# Daily Operations Briefing

Thursday, April 6, 2023

8:30 a.m. ET



**FEMA**

# National Current Ops / Monitoring

---

## New Significant Incidents / Ongoing Ops

- Severe Weather – Southern Plains to Ohio Valley – FINAL

## Hazard Monitoring

- Severe Thunderstorms – Mid-Atlantic
- Heavy Rain and Flash Flooding – Southern Plains to the Lower Mississippi Valley
- Freezing Rain – Northeast

---

## Disaster Declaration Activity

- Request: Emergency Declaration – IL

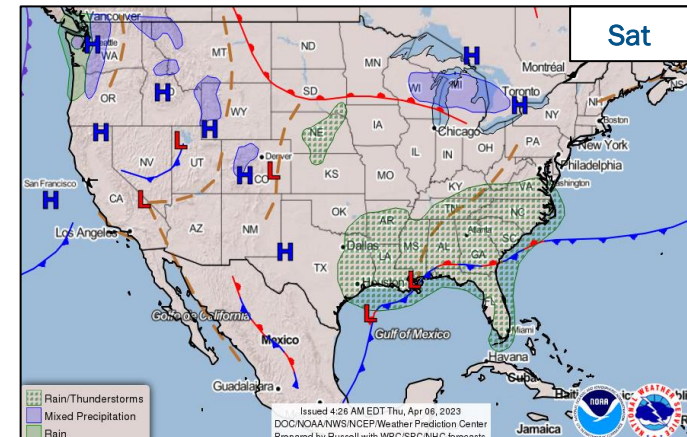
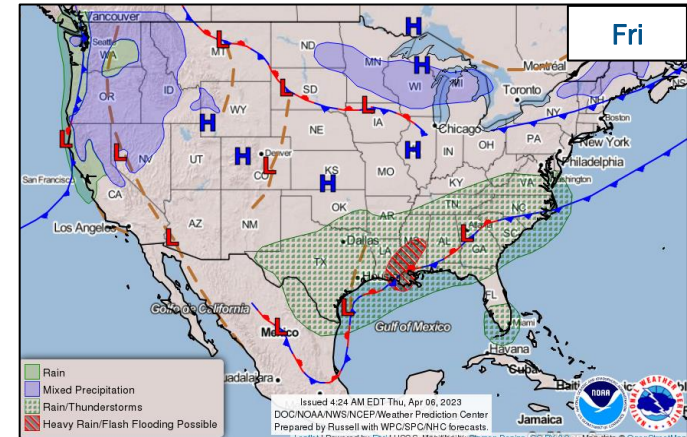
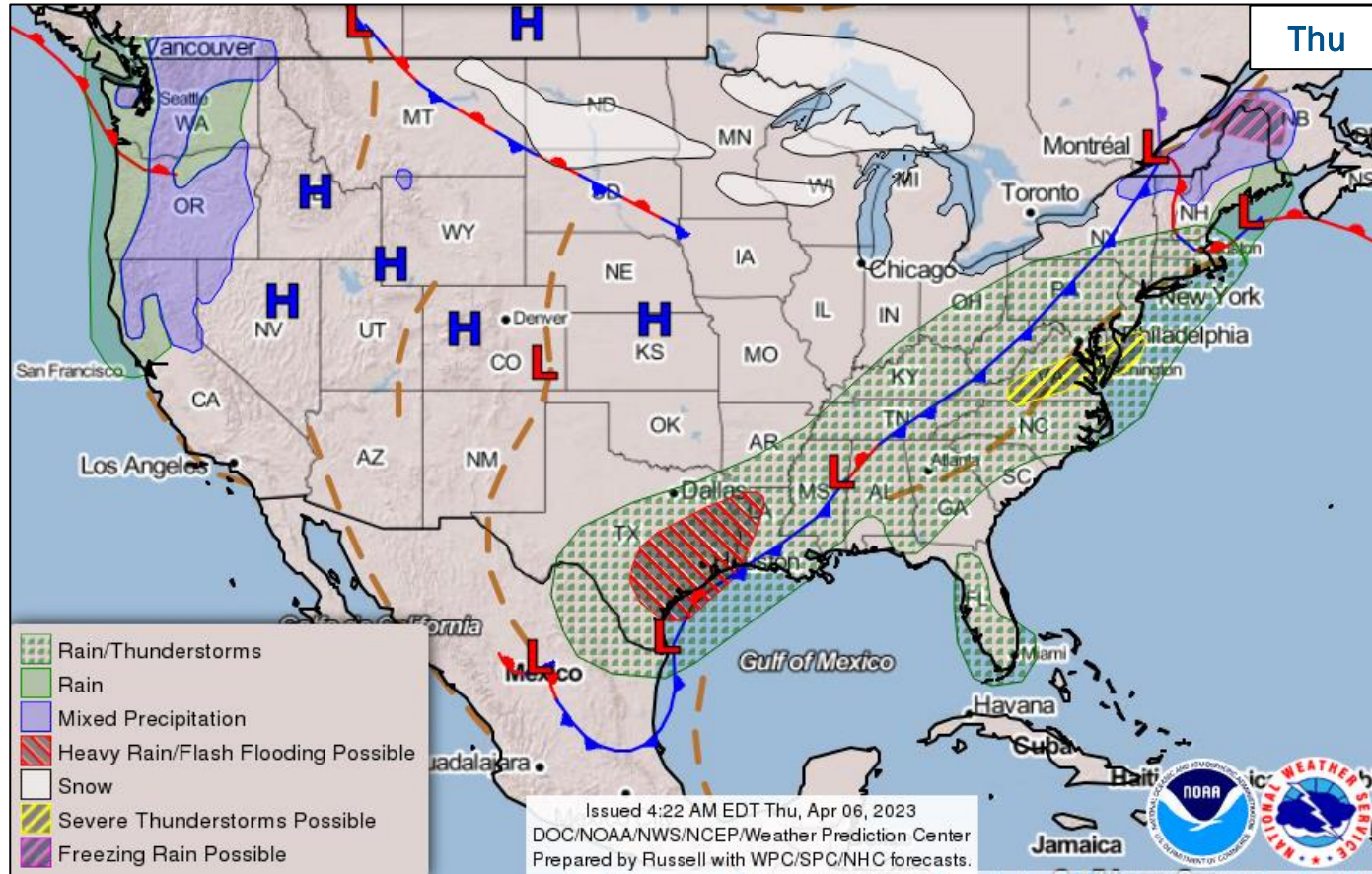
## Event Monitoring

- No significant events



**FEMA**

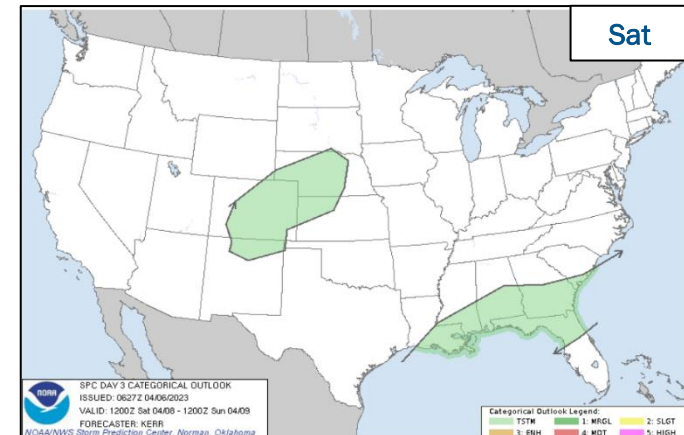
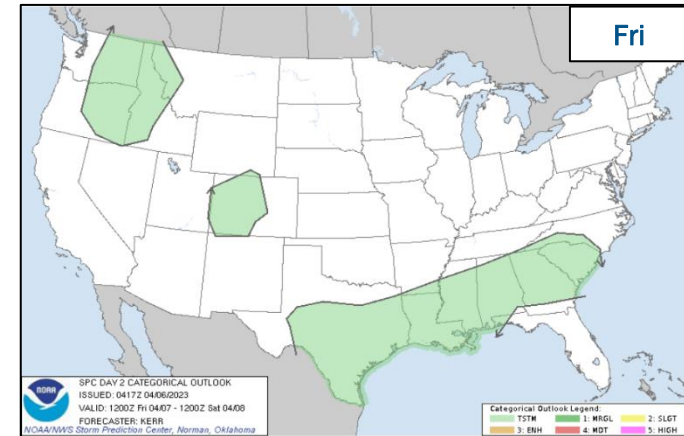
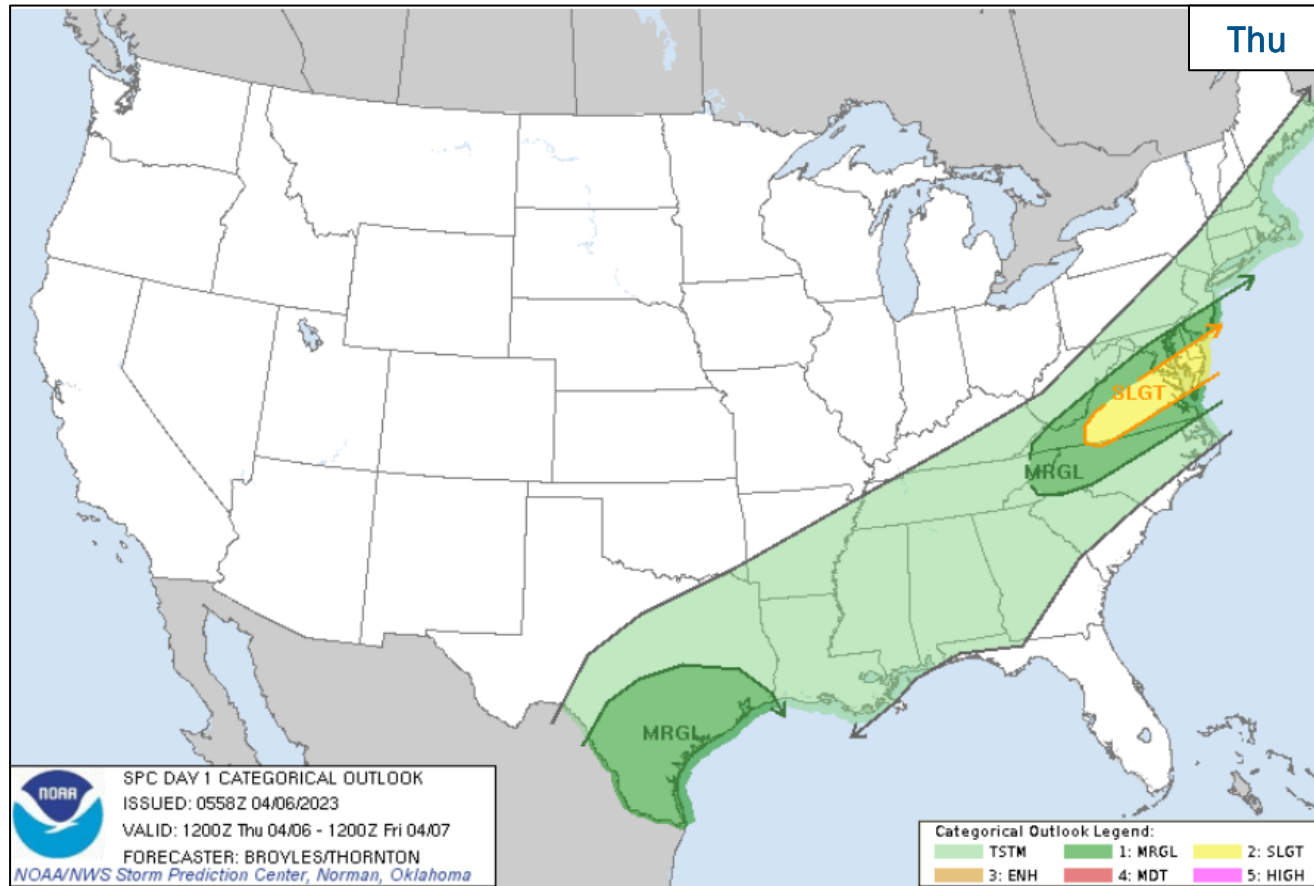
# National Weather Forecast



FEMA

National Watch Center

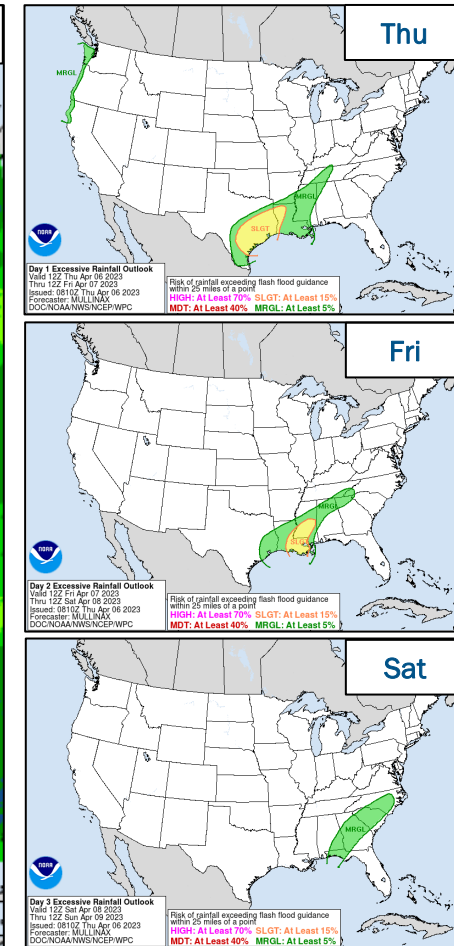
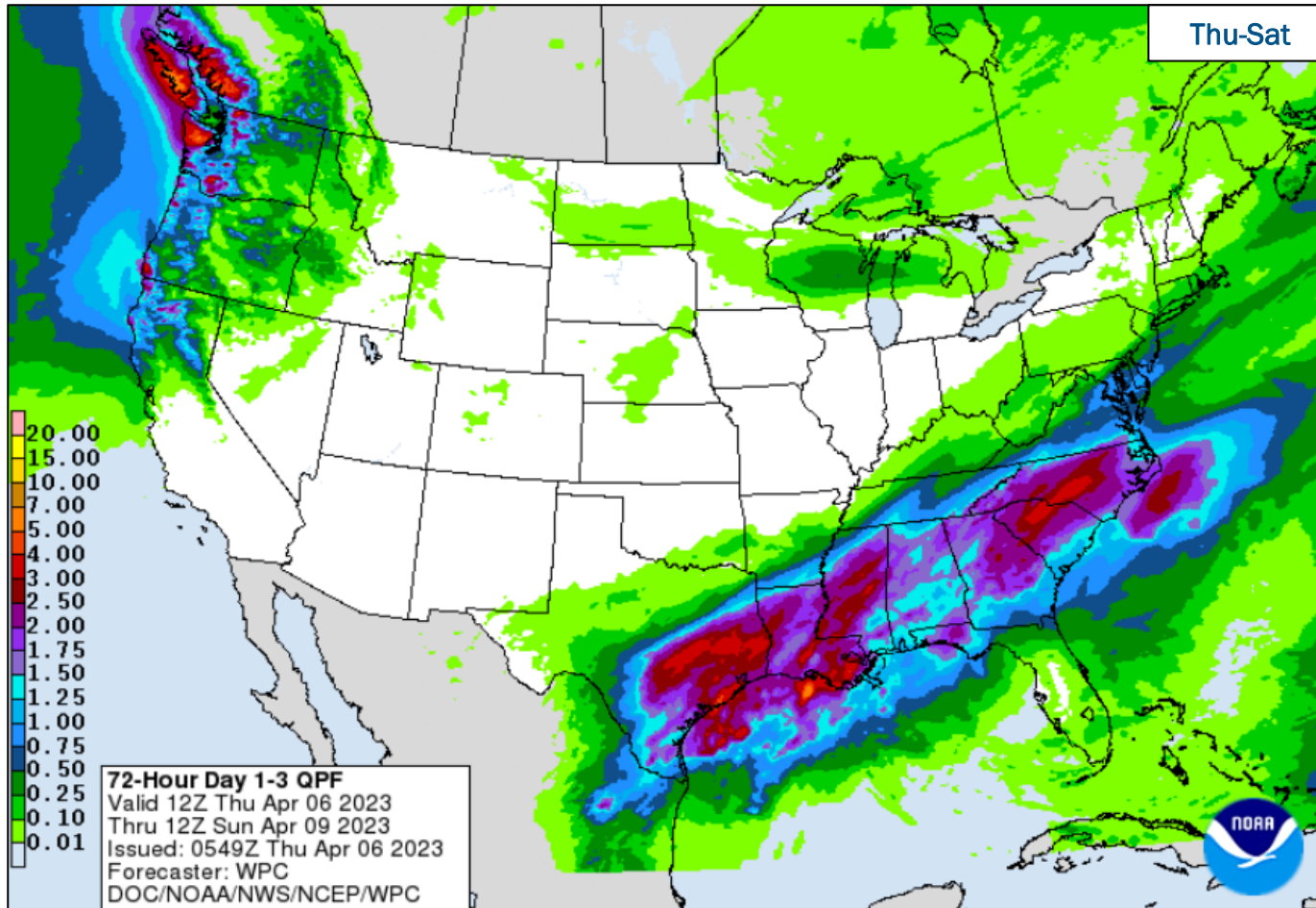
# Severe Weather Outlook



FEMA

National Watch Center

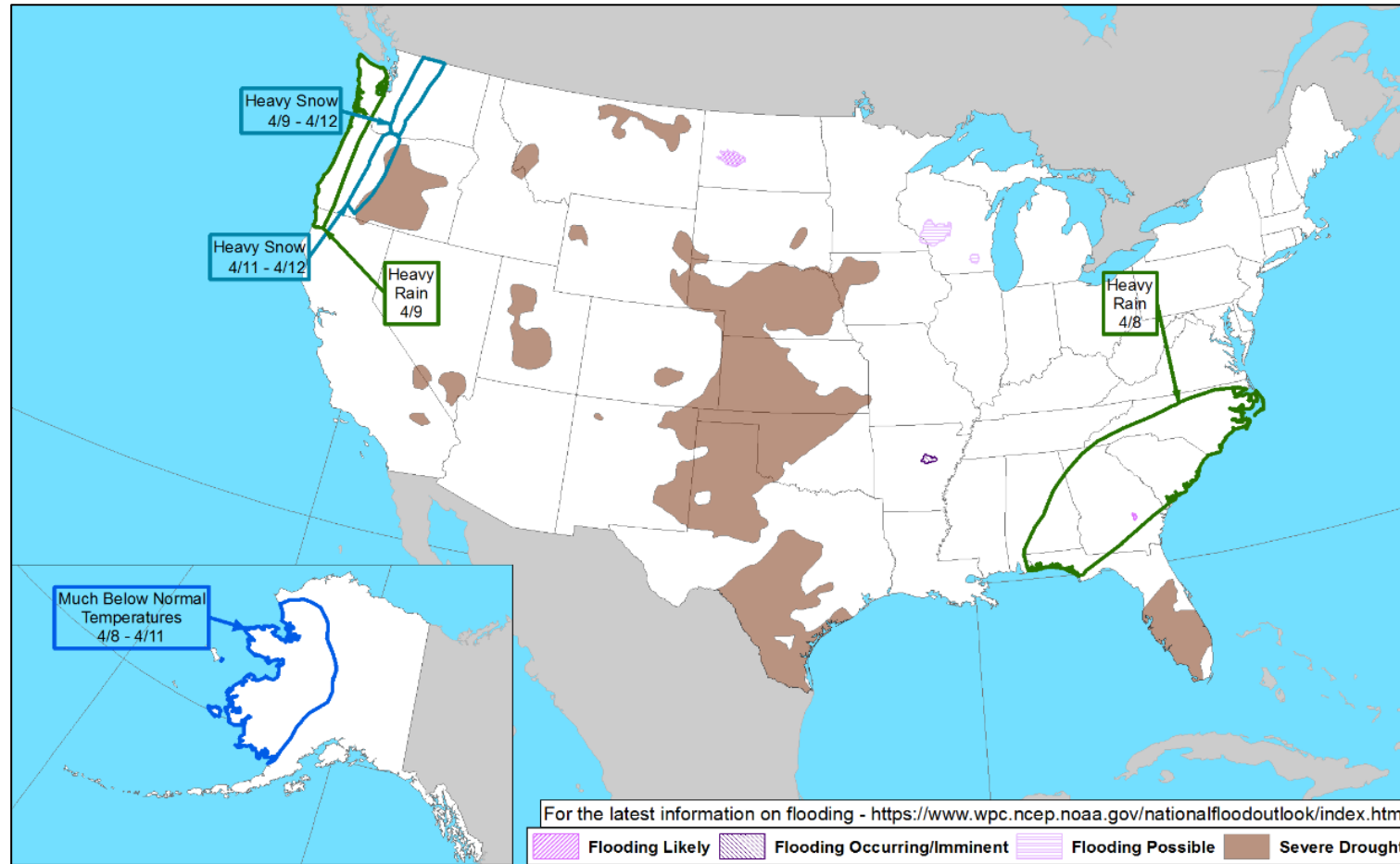
# Precipitation & Excessive Rainfall



FEMA

National Watch Center

# Hazards Outlook – April 8-12



FEMA

# FEMA Common Operating Picture

**10 + 8**  
Joint Field Offices Virtual Joint Field Offices

Supporting

**57 + 7**  
Major Disasters Emergency Declarations

**7**  
Direct Housing Missions

**12**  
RSF-Supported Disasters

Thursday  
April 6, 2023  
8:30 a.m. ET

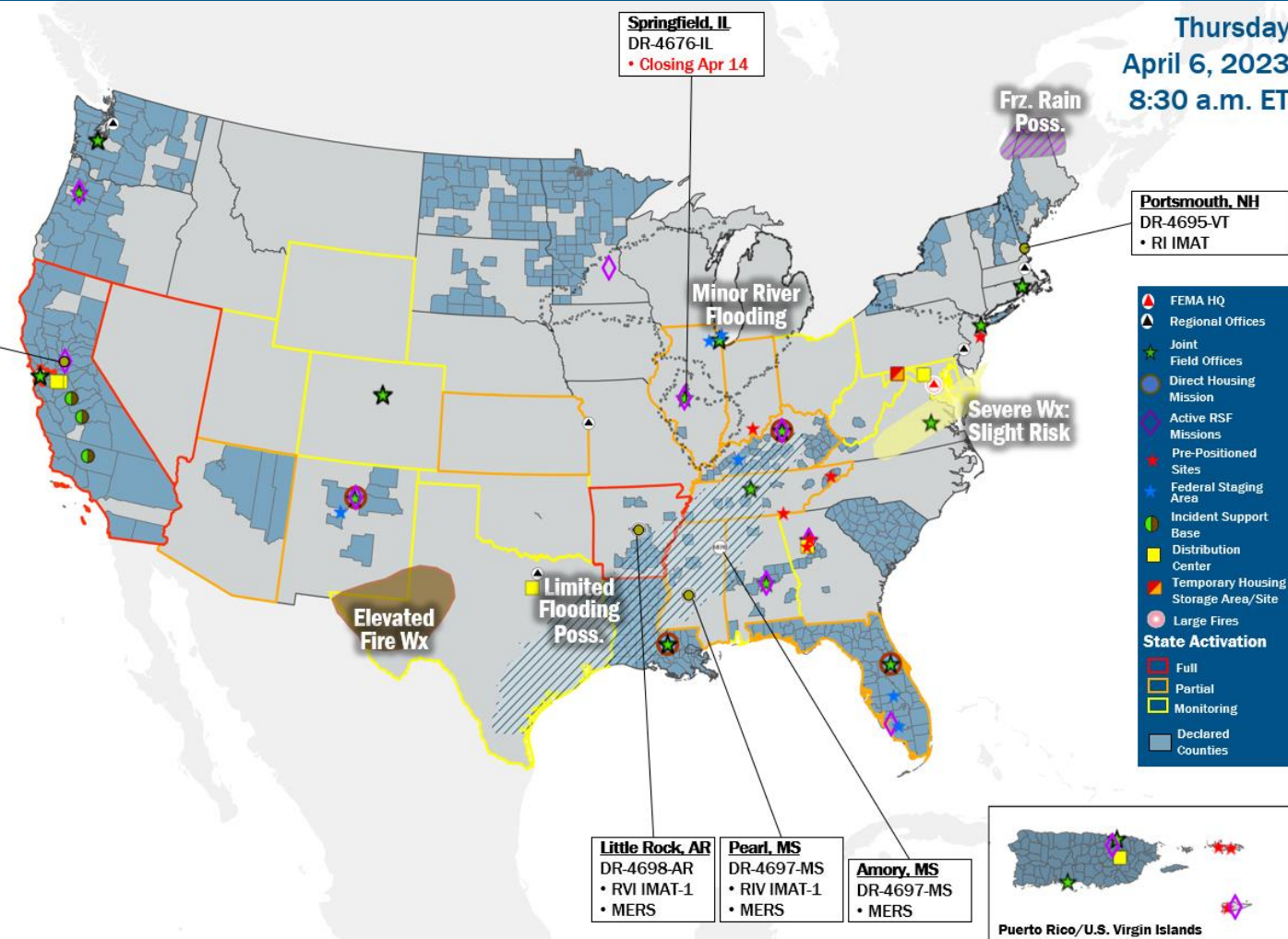
FEMA HQ		
NWC	NRCC	
Monitoring	Rostered	
FEMA REGIONS		
Watch	RRCC	
Monitoring	I	Rostered
Monitoring	II	Rostered
Monitoring	III	Rostered
Monitoring	IV	Rostered
Monitoring	V	Rostered
Enhanced	VI	Level III
Enhanced	VII	Rostered
Monitoring	VIII	Rostered
Monitoring	IX	Rostered
Monitoring	X	Rostered
Notes:		
RWC/RRCC: • RVI RRCC: Severe Weather • RVI RWC: EW Severe Weather • RVII RWC: EW (Severe Weather)	STATE EOCs: • PR: TC Fiona • DC: 1 <sup>st</sup> Amendment Activities • AL/AR/DE/GA/IL/IN/KY/MS/TN: Severe Weather • FL: TC Ian • OK: Fire weather • TX: Ongoing Operations • CO: Avian Influenza, Public Health Support, and Suncor Refinery • AZ/CO: SW Border Coordination • WY: Winter Weather • CA/NV/UT: Flooding • AS: Seismic Activity • CA/CNMI/GU/MD/NV/WV: COVID Support	
Surge Capacity Force		
Rostered 7,336	Deployed 0	

N-IMATs	
2-4 Teams Available	
Red	
White	
Blue	
Gold	
R-IMATs	
≥ 7 Teams Available	
I	NH
II	
III	2
IV-1	MS
IV-2	
V	
VI-1	AR
VI-2	
VII	
VIII	1
IX-1	CA
IX-2	CA
X	
Fully Mission Capable (FMC)	
Partially Mission Capable (PMC)	
Not Mission Capable (NMC)	
Deployed	

REGIONAL BREAKDOWN			
	JFO/VJFO	DR	EM
I	1/0	6	0
II	1/2	4	1
III	0/0	3	0
IV	4/1	10	2
V	1/1	4	0
VI	1/1	4	3
VII	0/0	0	0
VIII	0/1	5	0
IX	0/1	9	1
X	2/1	12	0



**Sacramento, CA**  
DR-4683-CA  
• RIX IMAT-1/2



## IM Workforce

13,448 (+1) Assigned  
4,271 (-8) Unavailable  
5,562 (+33) Deployed

---

27% / 3,615 (-24) Available

## IM Cadre Availability ≤ 25% Availability

Civil Rights: 15% (18/121); Disability Integration: 7% (4/59); External Affairs: 23% (114/503); Environmental Planning and Historic Preservation: 17% (142/829); Field Leadership: 16% (22/140); Hazard Mitigation: 16% (198/1,217); Human Resources: 6% (10/163); Operations: 17% (62/357); Public Assistance: 12% (270/2,181); Planning: 12% (55/452); Safety: 13% (10/80); Security 18% (27/146)

## MERS

≥ 66%

36 Assigned  
0 Unavailable  
3 Deployed

---

33 Available

## US&R

≥ 66%

28 Assigned  
2 Unavailable  
0 Deployed

---

26 Available

## FCO

≤ 1 Type I

48 (-1) Assigned  
4 Unavailable  
40 (24 FCOR) Deployed

---

4 (-1) Available

# Declaration Request – Illinois

**Declaration Type:** Emergency Declaration – IL

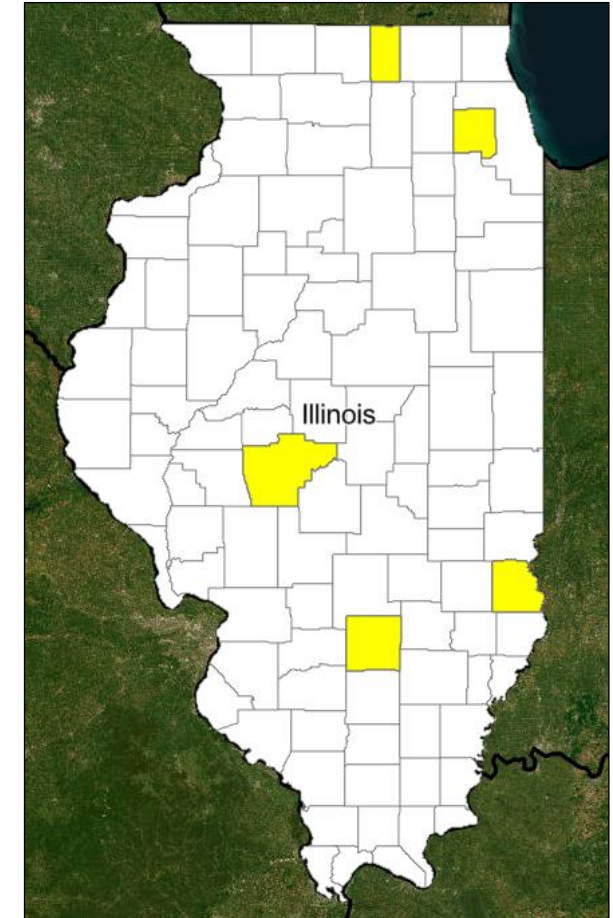
**Requested:** Apr 5, 2023

**Incident:** Severe Storm, Straight-line Winds, and Tornadoes

**Incident Period:** Mar 31 - Apr 1, 2023

**Requested:**

- **PA:** Debris removal and emergency protective measures (Categories A and B) for 5 counties



■ PA



**FEMA**

National Watch Center



# Declaration Requests in Process – 10

State / Tribe / Territory – Incident Description	Type	IA	PA	HM	Requested
Choctaw Nation of Oklahoma – Tornadoes	DR		X	X	Jan 3
WV – Severe Storms, Flooding, Landslides, and Mudslides (Appeal)	DR	X	X	X	Jan 27
TX – Severe Winter Storm	DR		X	X	Feb 21
CA – Heat Dome and Wildfires (Appeal)	DR		X	X	Mar 5
Navajo Nation – Severe Winter Storms, Snowstorm, and Flooding	DR		X	X	Mar 20
ND – Severe Winter Storm	DR		X	X	Mar 21
KY – Severe Storms, Straight-line Winds, Flooding, Landslides, and Mudslides	DR		X	X	Mar 27
KY – Severe Storms, Straight-line Winds, Tornadoes, Flooding, Land & Mud Slides	DR	X	X	X	Mar 29
TN – Severe Storms, Straight-line Winds, & Tornadoes	DR	X	X	X	Apr 4
IL – Severe Storms, Straight-line Winds, & Tornadoes	EM		X		Apr 5



**FEMA**

# Joint Preliminary Damage Assessments

Region	State / Location	Incident	IA	Number of Counties		Start - End
			PA	Requested	Complete	
II	NY	Severe Winter Storm Dec 23-25	IA	0	0	N/A
			PA	7	5	1/24 - TBD
IV	GA	Severe Storms Mar 24-25	IA	2	0	4/4 - TBD
			PA	0	0	N/A
VI	TX	Winter Storm Jan 29 and continuing	IA	0	0	N/A
			PA	29	5	3/6 - TBD
IX	CA	Severe Weather and Flooding Mar 9 and continuing	IA	9	9	3/18 - TBD
			PA	28	7	3/18 - TBD
	Hoopa Valley Tribe	Severe Widespread Flooding Feb 14-Mar 7	IA	1	0	3/24 - TBD
			PA	1	1	3/24 - 3/25



**FEMA**



# FEMA

Helping people before, during, and after disasters.



*Scan to subscribe to this briefing.*