

FEMA National Watch Center

# Daily Operations Briefing

Wednesday, April 5, 2023

8:30 a.m. ET



**FEMA**

# National Current Ops / Monitoring

---

## New Significant Incidents / Ongoing Ops

- No significant incidents / operations

## Hazard Monitoring

- Severe Weather – Southern Plains to the Great Lakes
- Heavy Rain and Flash Flooding – Southern Plains to the Ohio Valley
- Freezing Rain – Upper Mississippi Valley to the Northeast
- Mixed Precipitation – Pacific Northwest and the Upper Mississippi Valley to the Northeast

---

## Disaster Declaration Activity

- Approval: Major Disaster Declaration – AR
- Request: Expedited Major Disaster Declaration – TN

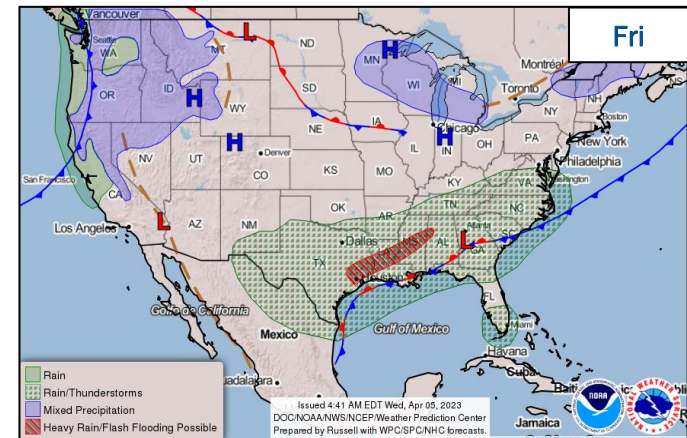
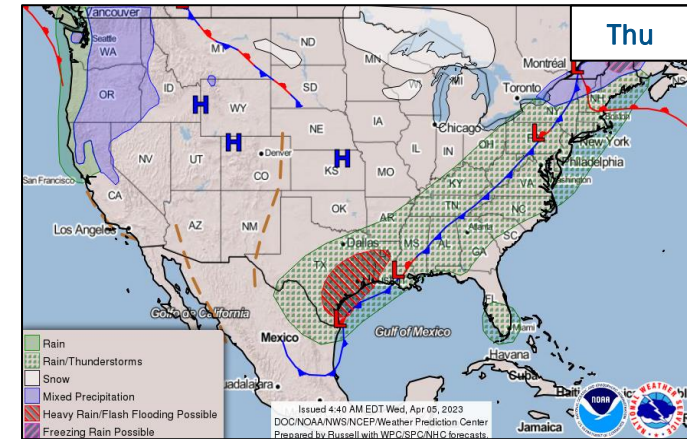
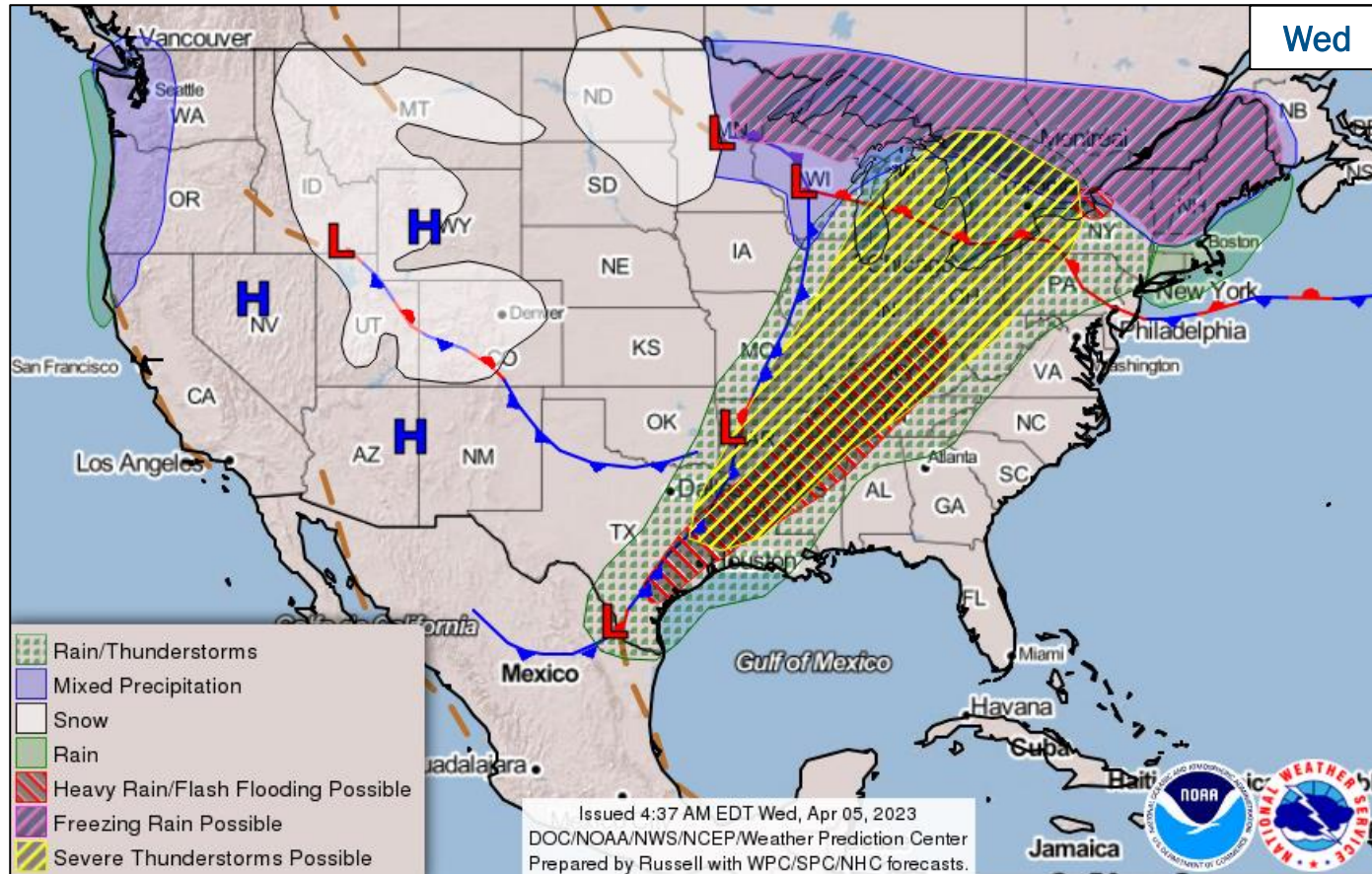
## Event Monitoring

- No significant events



**FEMA**

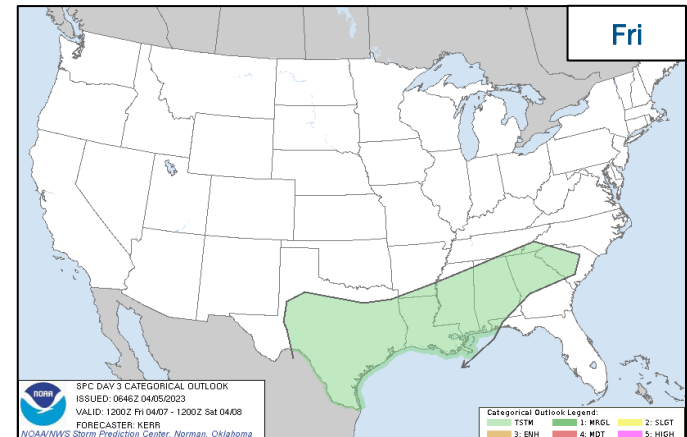
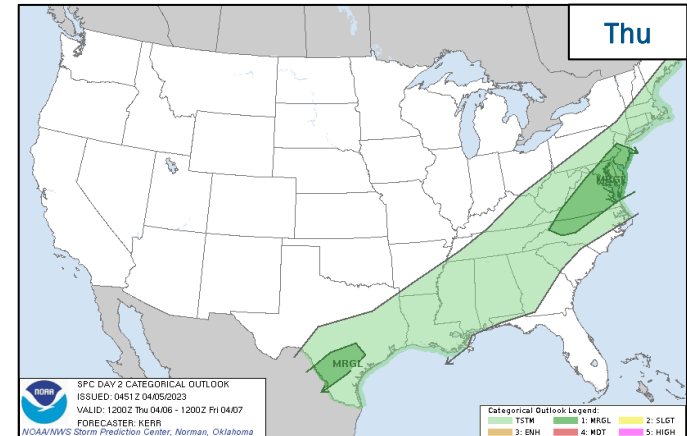
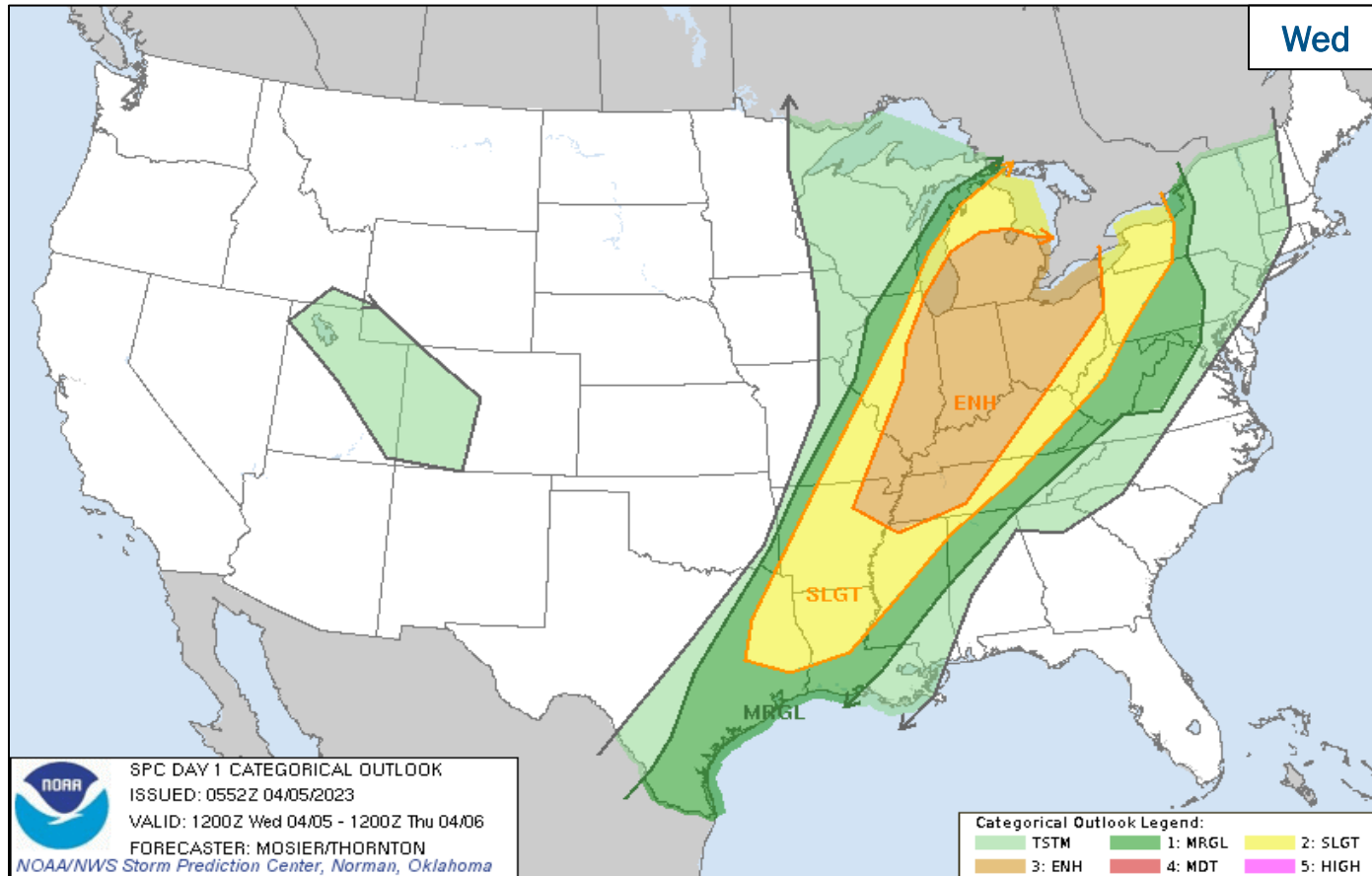
# National Weather Forecast



FEMA

National Watch Center

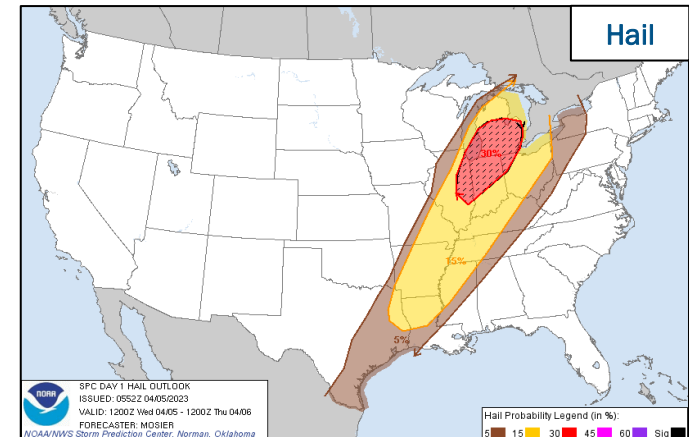
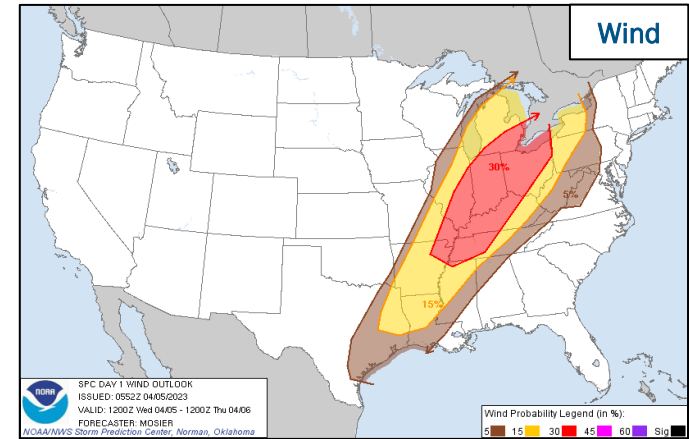
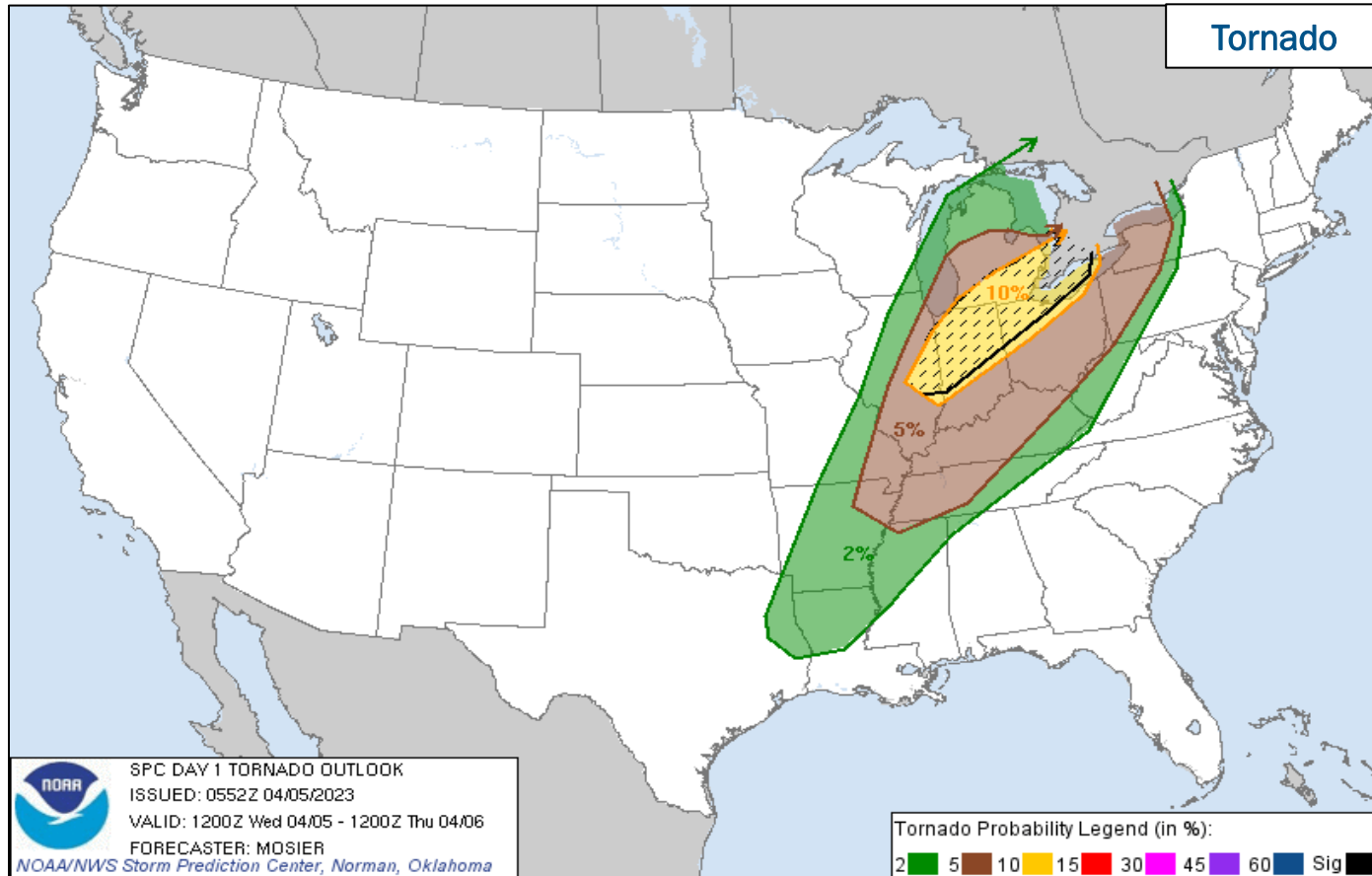
# Severe Weather Outlook



FEMA

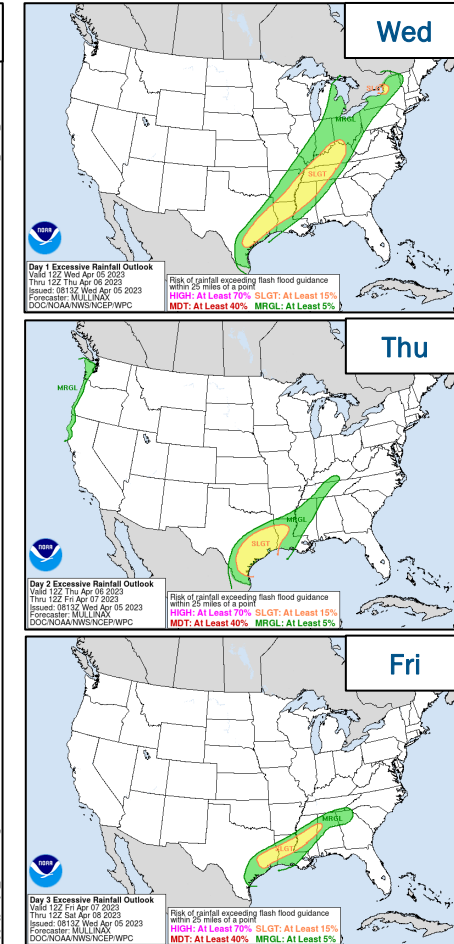
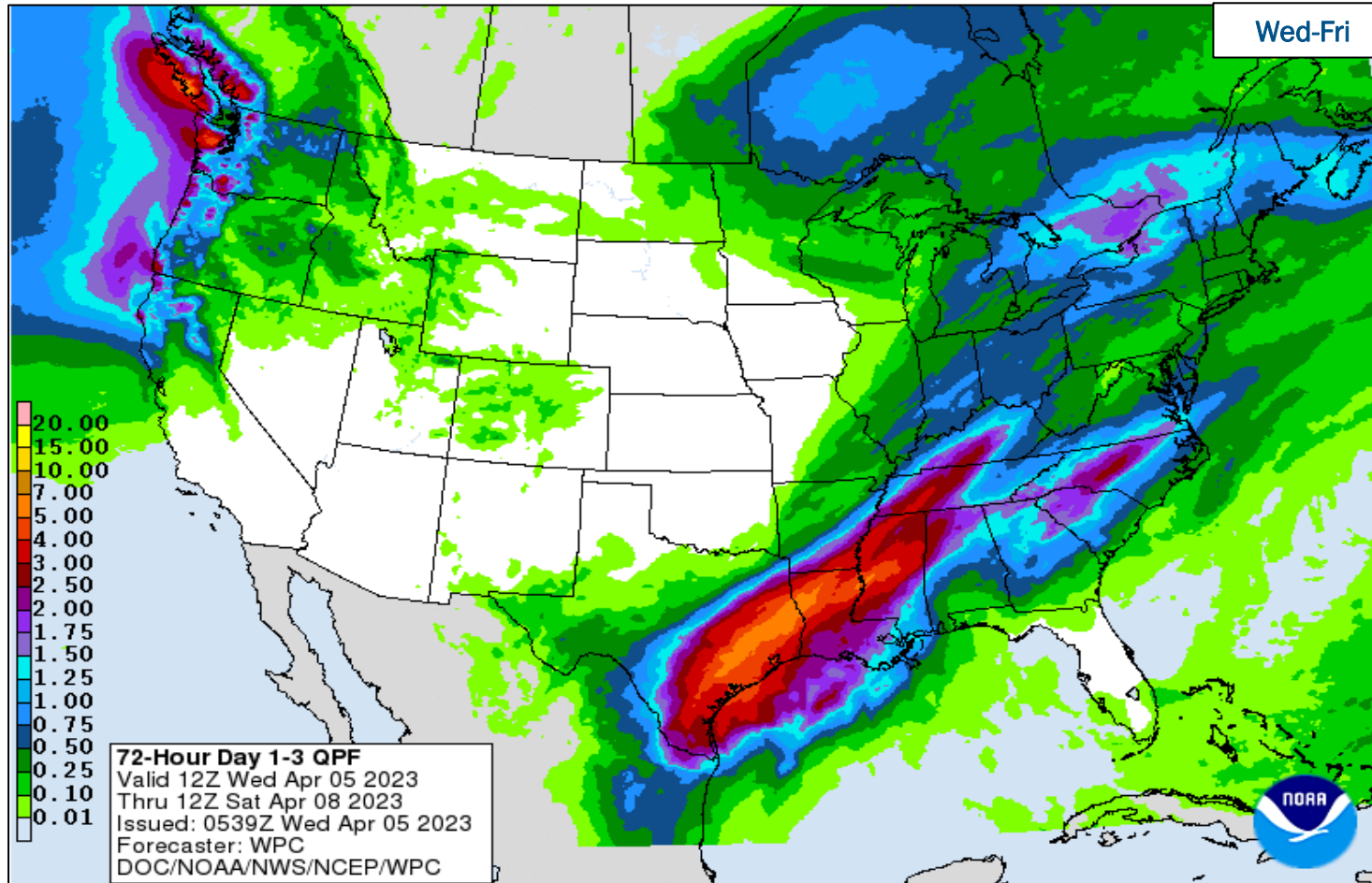
National Watch Center

# Severe Weather Outlook – Enhanced Risk



FEMA

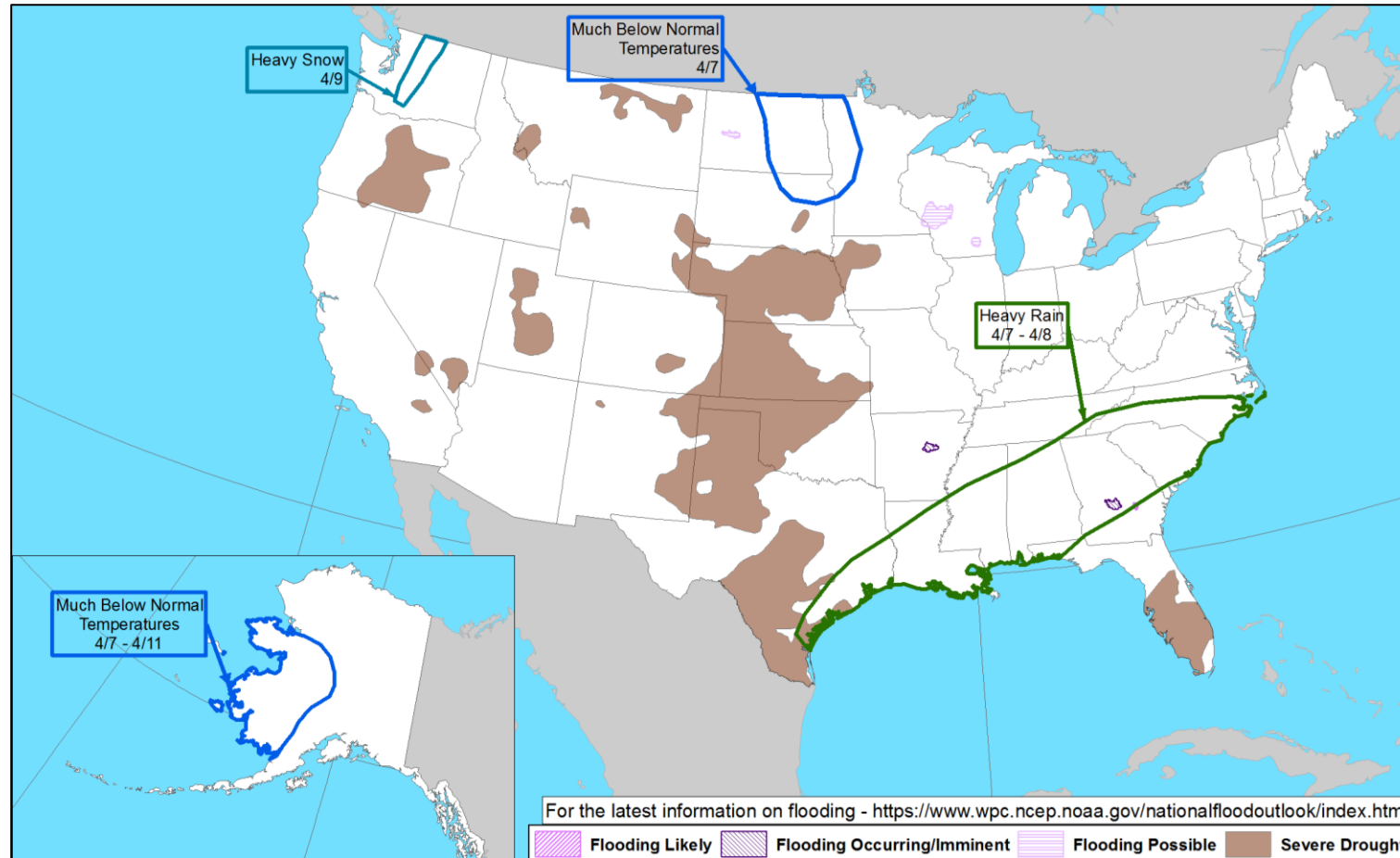
# Precipitation & Excessive Rainfall



FEMA

National Watch Center

# Hazards Outlook – April 7-11



FEMA

# FEMA Common Operating Picture

**10** + **8** + **57** + **7** + **7** + **12**  
 Joint Field Offices Virtual Joint Field Offices Supporting Major Disasters Emergency Declarations Direct Housing Missions RSF-Supported Disasters

Wednesday  
 April 5, 2023  
 8:00 a.m. ET

FEMA HQ	
NWC	NRCC
Monitoring	Rostered
FEMA REGIONS	
Watch	RRCC
Monitoring	I Rostered
Monitoring	II Rostered
Monitoring	III Rostered
Monitoring	IV Rostered
Monitoring	V Rostered
Enhanced	VI Level III
Enhanced	VII Rostered
Monitoring	VIII Rostered
Monitoring	IX Rostered
Monitoring	X Rostered
Notes:	
RWC/RRCC: • RVI RRCC: Severe Weather • RVI RWC: EW Severe Weather • RVII RWC: EW (Severe Weather)	STATE EOCs: • PR: TC Fiona • DC: 1 <sup>st</sup> Amendment Activities • AL/AR/DE/GA/IL/IN/KY/MS/TN: Severe Weather • FL: TC Ian • OK: Fire weather • TX: Ongoing Operations • CO: Avian Influenza, Public Health Support, and Suncor Refinery • AZ/CO: SW Border Coordination • WY: Winter Weather • CA/NV/UT: Flooding • AS: Seismic Activity • CA/CNMI/GU/MD/NV/WV: COVID Support
Surge Capacity Force	
Rostered 7,336	Deployed 0

N-IMATs	
2-4 Teams Available	
Red	
White	
Blue	
Gold	
R-IMATs	
≥ 7 Teams Available	
I	NH
II	
III	2
IV-1	MS
IV-2	
V	
VI-1	AR
VI-2	
VII	
VIII	1
IX-1	CA
IX-2	CA
X	
Fully Mission Capable (FMC)	
Partially Mission Capable (PMC)	
Not Mission Capable (NMC)	
Deployed	

REGIONAL BREAKDOWN			
JFO/VJFO	DR	EM	
I	1/0	6	0
II	1/2	4	1
III	0/0	3	0
IV	4/1	10	2
V	1/1	4	0
VI	1/1	4	3
VII	0/0	0	0
VIII	0/1	5	0
IX	0/1	9	1
X	2/1	12	0

**Alaska**

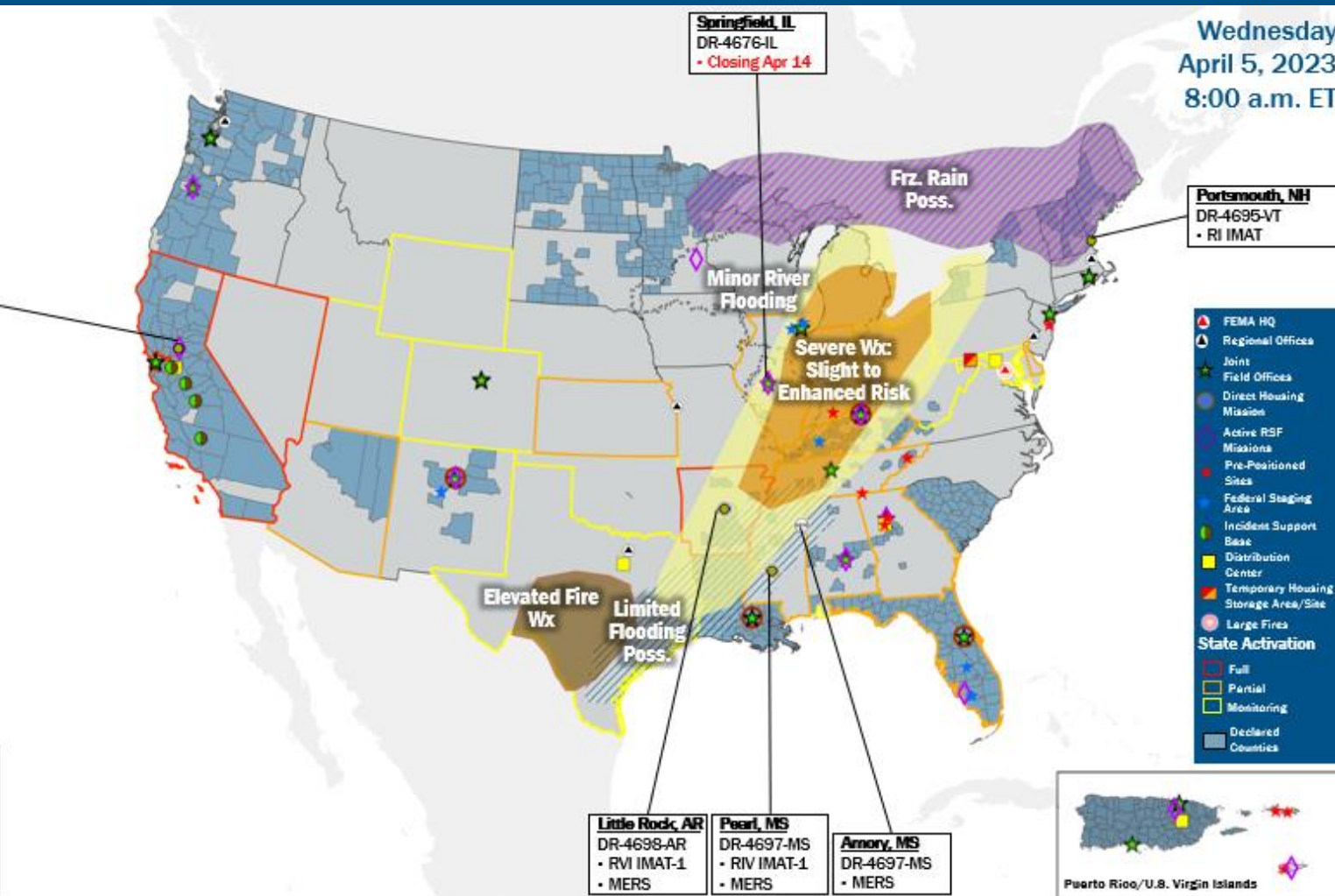
**Northern Mariana Islands**

**Guam**

**American Samoa**

**Hawaii**

**Sacramento, CA**  
 DR-4683-CA  
 • RIX IMAT-1/2



**FEMA HQ**

**Regional Offices**

**Joint Field Offices**

**Direct Housing Missions**

**Active RSF Missions**

**Pre-Positioned Sites**

**Federal Staging Area**

**Incident Support Base**

**Distribution Center**

**Temporary Housing Storage Area/Site**

**Large Fire**

**State Activation**

Full

Partial

Monitoring

Declared

Counties

## IM Workforce

13,447 (-5) Assigned  
 4,279 (-154) Unavailable  
 5,529 (-8) Deployed

---

27% / 3,639 (-115) Available

## IM Cadre Availability ≤ 25% Availability

Civil Rights: 17% (20/121); Disability Integration: 7% (4/59); External Affairs: 24% (122/504); Environmental Planning and Historic Preservation: 17% (143/828); Field Leadership: 16% (22/140); Hazard Mitigation: 16% (196/1,219); Human Resources: 6% (9/163); Operations: 18% (63/356); Public Assistance: 12% (265/2,181); Planning: 13% (58/453); Safety: 14% (11/80); Security 15% (22/146)

## MERS

≥ 66%

36 Assigned  
 0 Unavailable  
 3 Deployed

---

33 Available

## US&R

≥ 66%

28 Assigned  
 2 Unavailable  
 0 Deployed

---

26 Available

## FCO

≤ 1 Type I

49 Assigned  
 4 Unavailable  
 40 (24 FCOR) Deployed

---

5 Available



# Declaration Approval – Arkansas

**Declaration:** Major Disaster Declaration – FEMA-4700-DR-AR

**Date Requested:** Mar 20

**Date Approved:** Apr 4

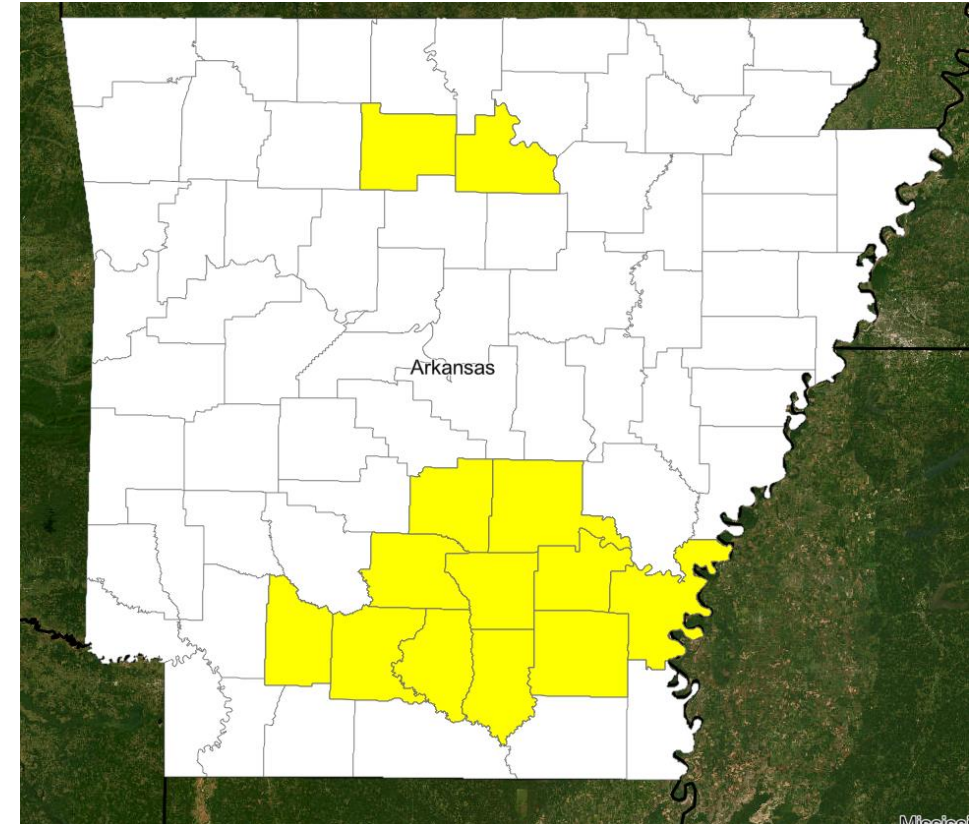
**Incident:** Severe Winter Storms

**Incident Period:** Jan 30 - Feb 2

**Provides:**

- **PA Only:** 13 counties
- **Hazard Mitigation:** Statewide

**FCO:** Roland W. Jackson



■ PA



**FEMA**

National Watch Center

# Declaration Request – Tennessee

**Declaration Type:** Expedited Major Disaster – TN

**Requested:** Apr 4

**Incident:** Severe Storms, Straight-line Winds, and Tornadoes

**Incident Period:** Mar 31 - Apr 1

**Requested:**

- **IA/PA:** 10 counties
- **Hazard Mitigation:** Statewide



■ IA/PA



**FEMA**

National Watch Center

# Declaration Requests in Process – 9

State / Tribe / Territory – Incident Description	Type	IA	PA	HM	Requested
Choctaw Nation of Oklahoma – Tornadoes	DR		X	X	Jan 3
WV – Severe Storms, Flooding, Landslides, and Mudslides (Appeal)	DR	X	X	X	Jan 27
TX – Severe Winter Storm	DR		X	X	Feb 21
CA – Heat Dome and Wildfires (Appeal)	DR		X	X	Mar 5
Navajo Nation – Severe Winter Storms, Snowstorm, and Flooding	DR		X	X	Mar 20
ND – Severe Winter Storm	DR		X	X	Mar 21
KY – Severe Storms, Straight-line Winds, Flooding, Landslides, and Mudslides	DR		X	X	Mar 27
KY – Severe Storms, Straight-line Winds, Tornadoes, Flooding, Land & Mud Slides	DR	X	X	X	Mar 29
TN – Severe Storms, Straight-line Winds, & Tornadoes	DR	X	X	X	Apr 4
AR – Severe Winter Storms – Approved	DR		X	X	Mar 20



FEMA

# Joint Preliminary Damage Assessments

Region	State / Location	Incident	IA	Number of Counties		Start – End
			PA	Requested	Complete	
II	NY	Severe Winter Storm Dec 23-25	IA	0	0	N/A
			PA	7	5	1/24 – TBD
IV	TN	Severe Storms and Flooding Mar 1-3	IA	0	0	N/A
			PA	46	46 (+21)	3/28 – 4/4
	GA	Severe Storms Mar 24-25	IA	2	0	4/4 - TBD
			PA	0	0	N/A
	TN	Severe Storms, Straight-line Winds and Tornadoes Mar 31-Apr 1	IA	11 (+4)	0	4/2 - TBD
			PA	0	0	N/A
VI	TX	Winter Storm Jan 29 and continuing	IA	0	0	N/A
			PA	29	5	3/6 – TBD
IX	CA	Severe Weather and Flooding Mar 9 and continuing	IA	9	9	3/18 – TBD
			PA	28	7	3/18 – TBD
	Hoopa Valley Tribe	Severe Widespread Flooding Feb 14-Mar 7	IA	1	0	3/24 – TBD
			PA	1	1	3/24 – 3/25



FEMA

# Wildfire Summary

Fire Name (Co., ST)	FMAG #	Acres Burned	Percent Contained	Evacuations	Structures (Homes / Other)			Fatalities / Injuries
					Threatened	Damaged	Destroyed	
Echo Ridge (Torrance, NM) <b>FINAL</b>	5461-FM-NM	175	100% (+100%)	M: <b>Lifted</b>	H: <b>0 (-1,351)</b>	H: 0	H: 0	0 / 0
				V: 0	O: 0	O: 0	O: <b>3 (+3)</b>	

*(Evacuations: M = Mandatory / V = Voluntary; Structures: H = Homes and Mixed Commercial/Residential / O = Non-residential Commercial/Other Minor Structures)*



**FEMA**



# FEMA

Helping people before, during, and after disasters.



*Scan to subscribe to this briefing.*