

FEMA National Watch Center

Daily Operations Briefing

Tuesday, April 4, 2023

8:30 a.m. ET



FEMA

National Current Ops / Monitoring

New Significant Incidents / Ongoing Ops

- No significant incidents / operations

Hazard Monitoring

- Severe Weather – Lower and Middle Mississippi Valleys
- Extremely Critical Fire Weather – Central and Southern Plains
- Freezing Rain – Northern Plains, Upper/Middle Mississippi Valleys, and Great Lakes
- Wind Advisories – California, Southwest, and Northern Plains
- Heavy Snow – Northern Plains and Upper Mississippi Valley

Disaster Declaration Activity

- Approval: Major Disaster Declaration – CA

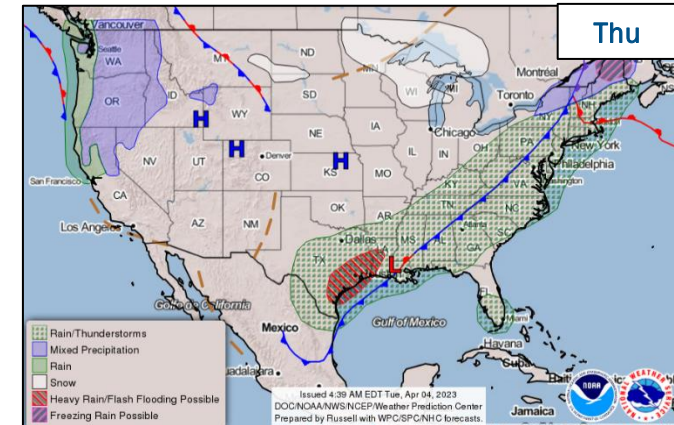
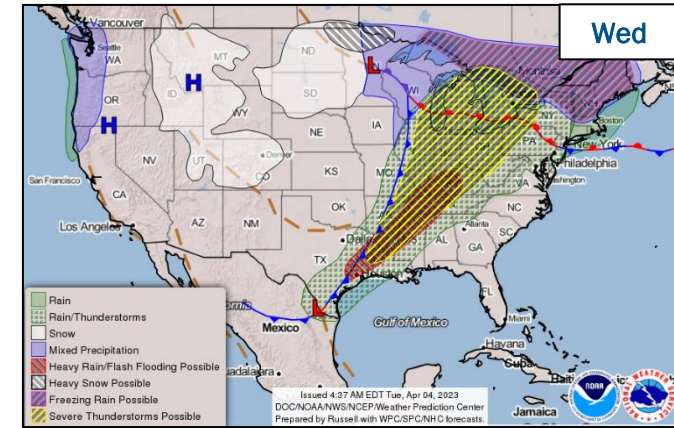
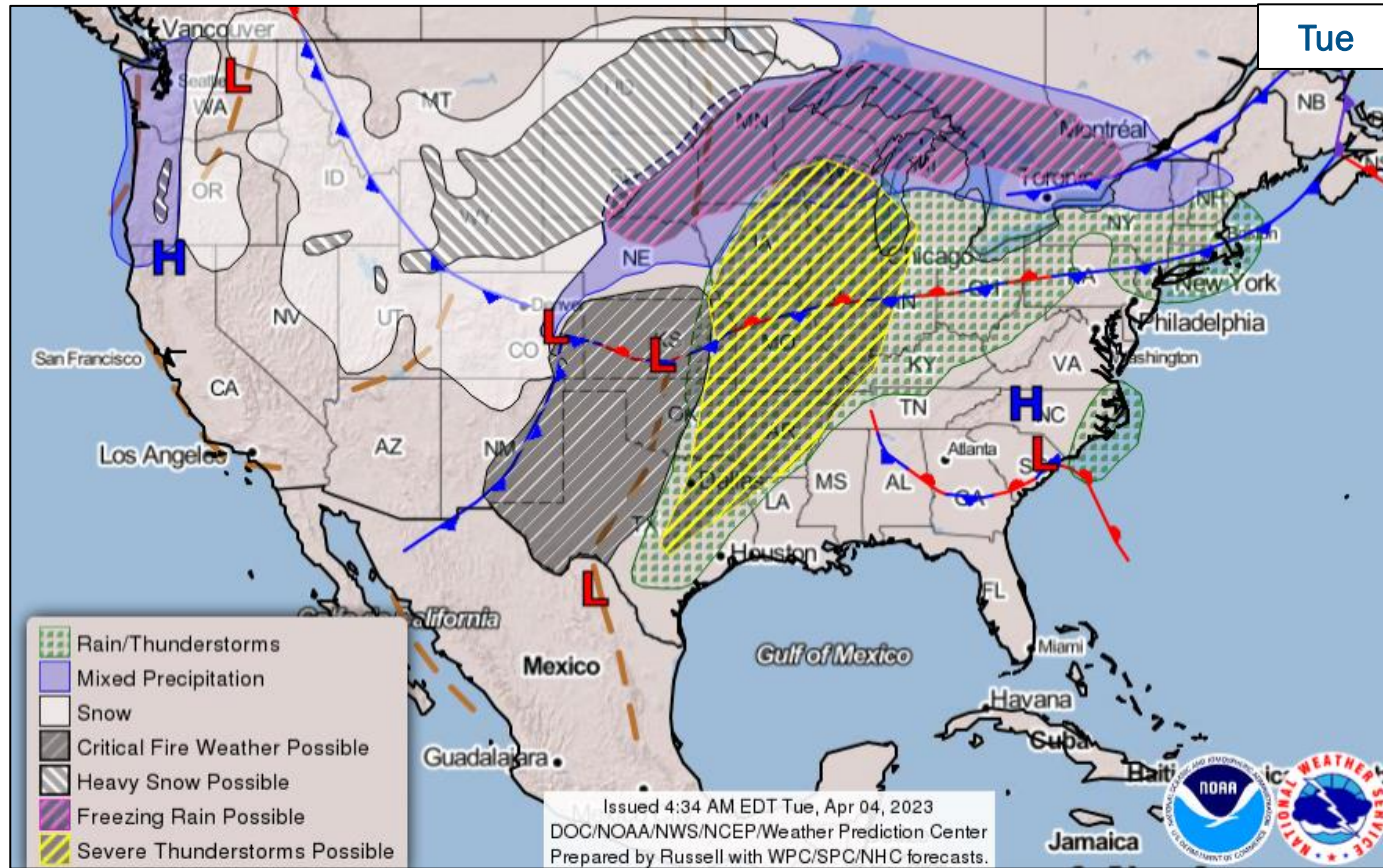
Event Monitoring

- No significant events



FEMA

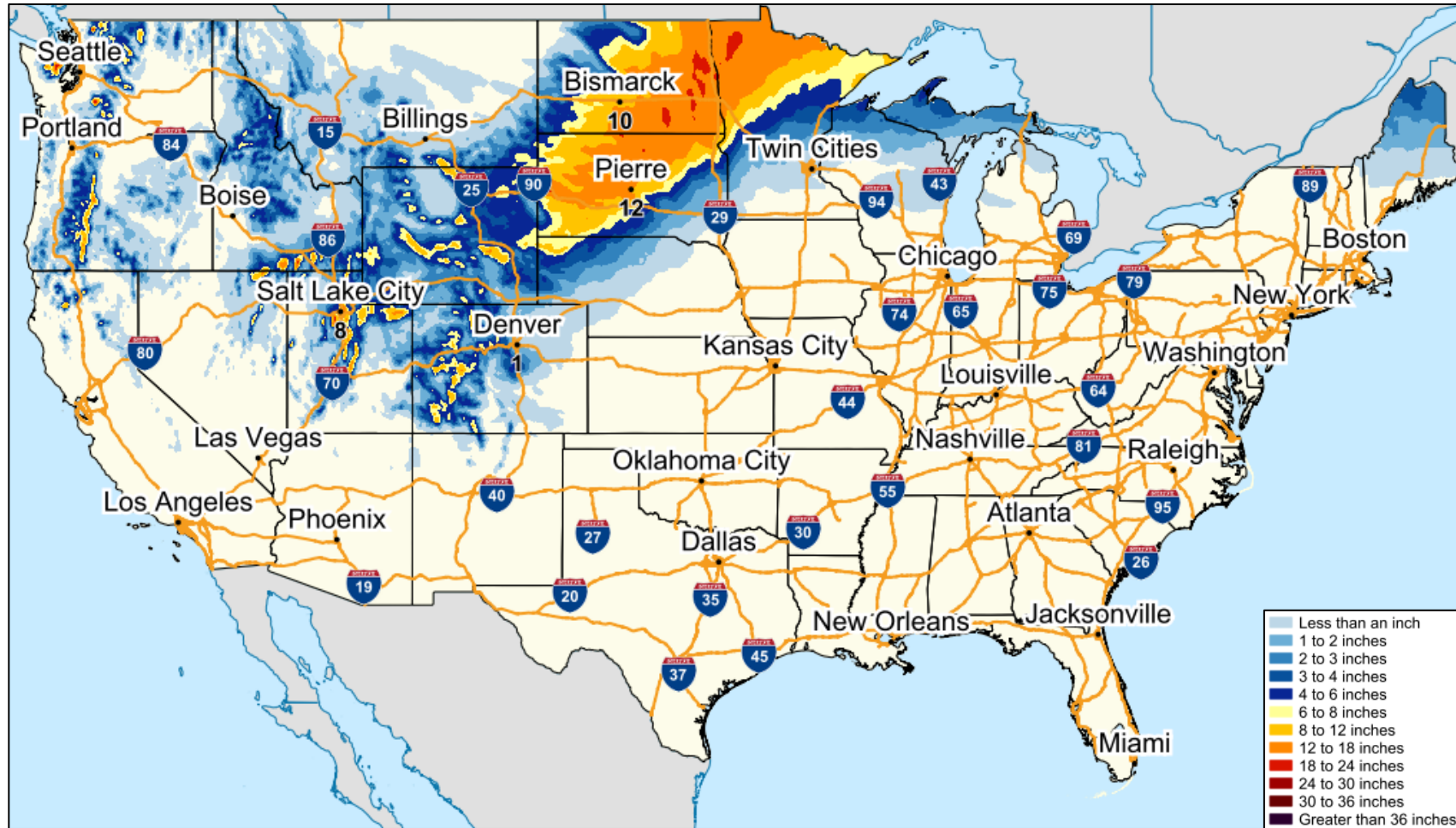
National Weather Forecast



FEMA

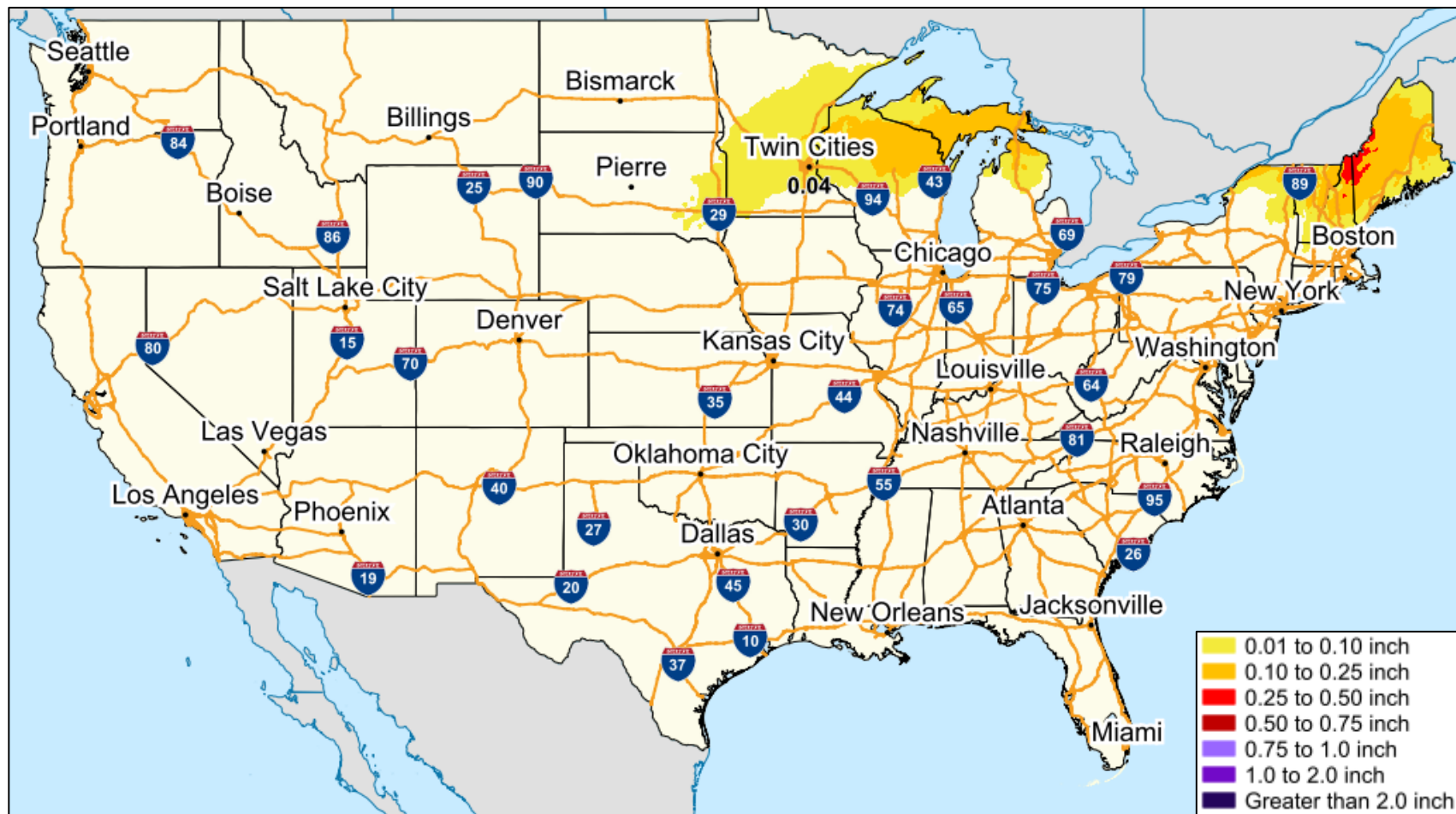
National Watch Center

Snowfall Forecast



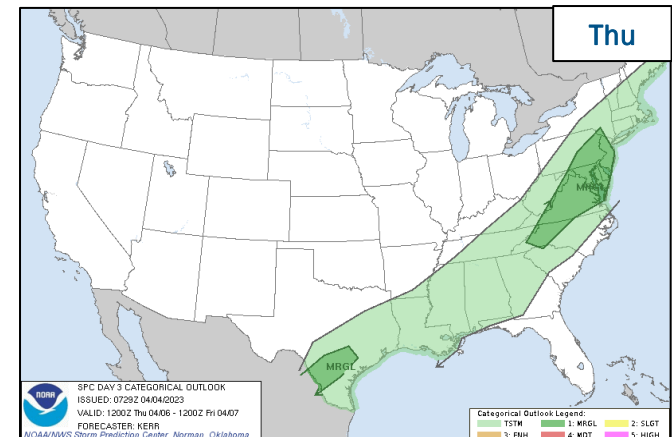
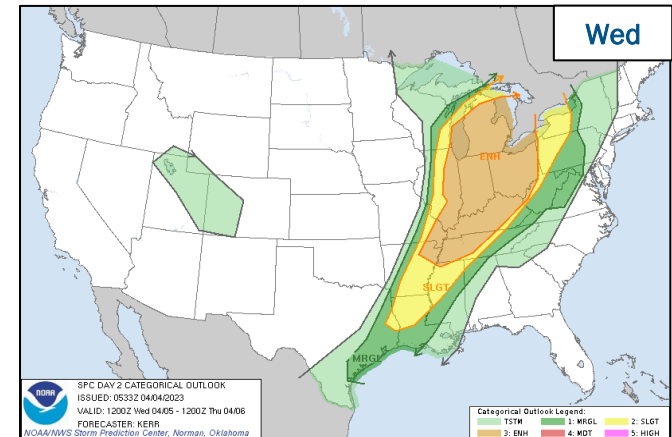
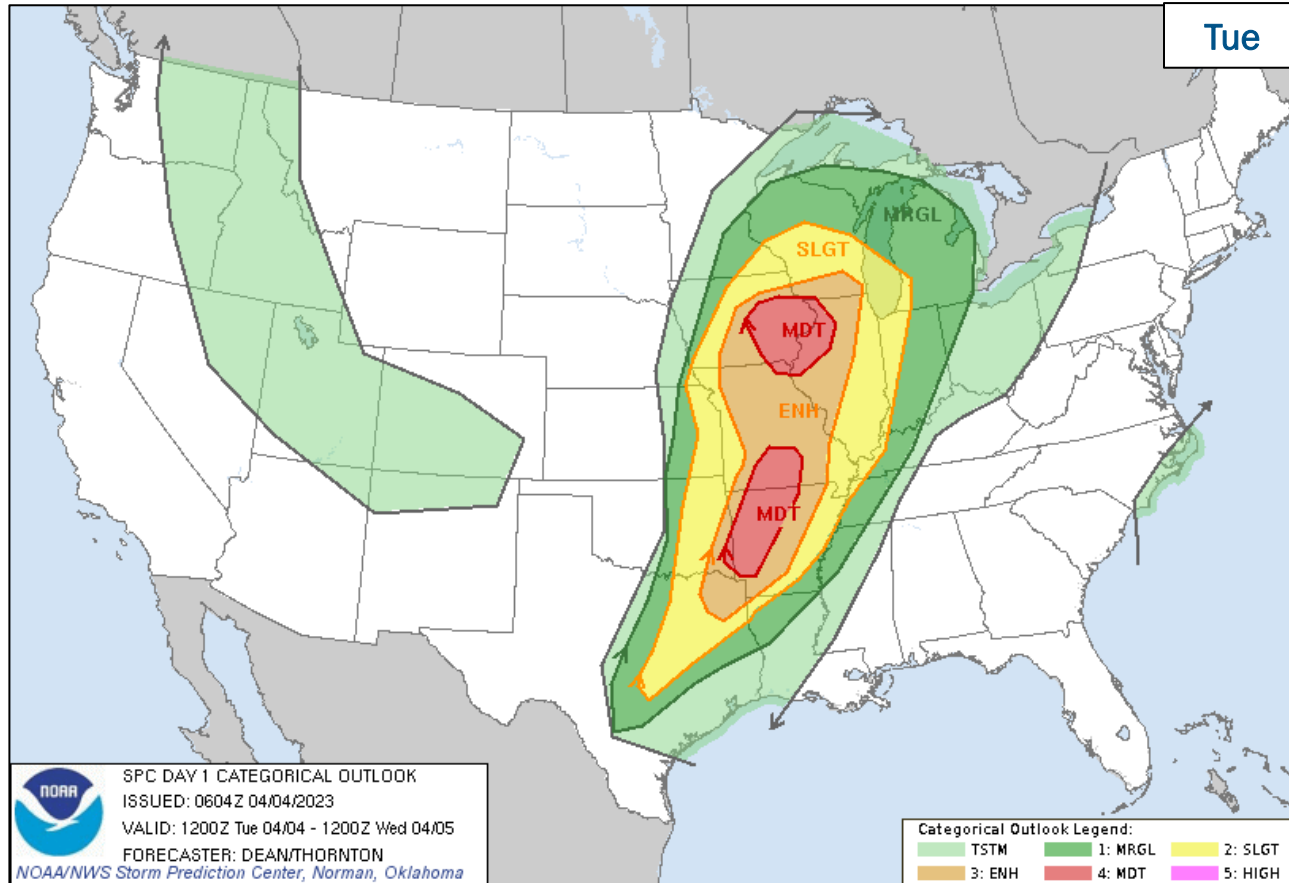
FEMA

Ice Accumulation Forecast



FEMA

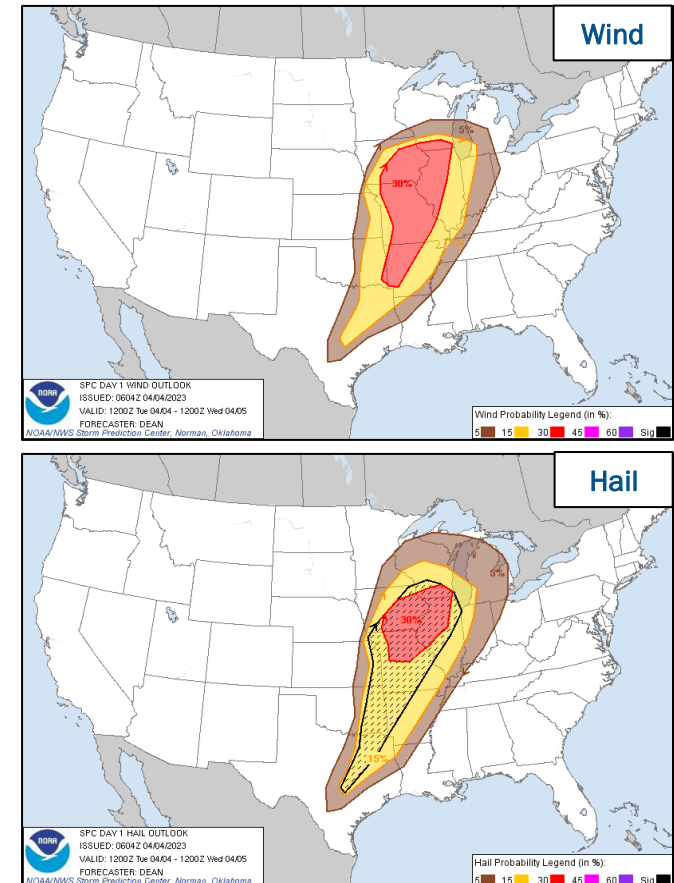
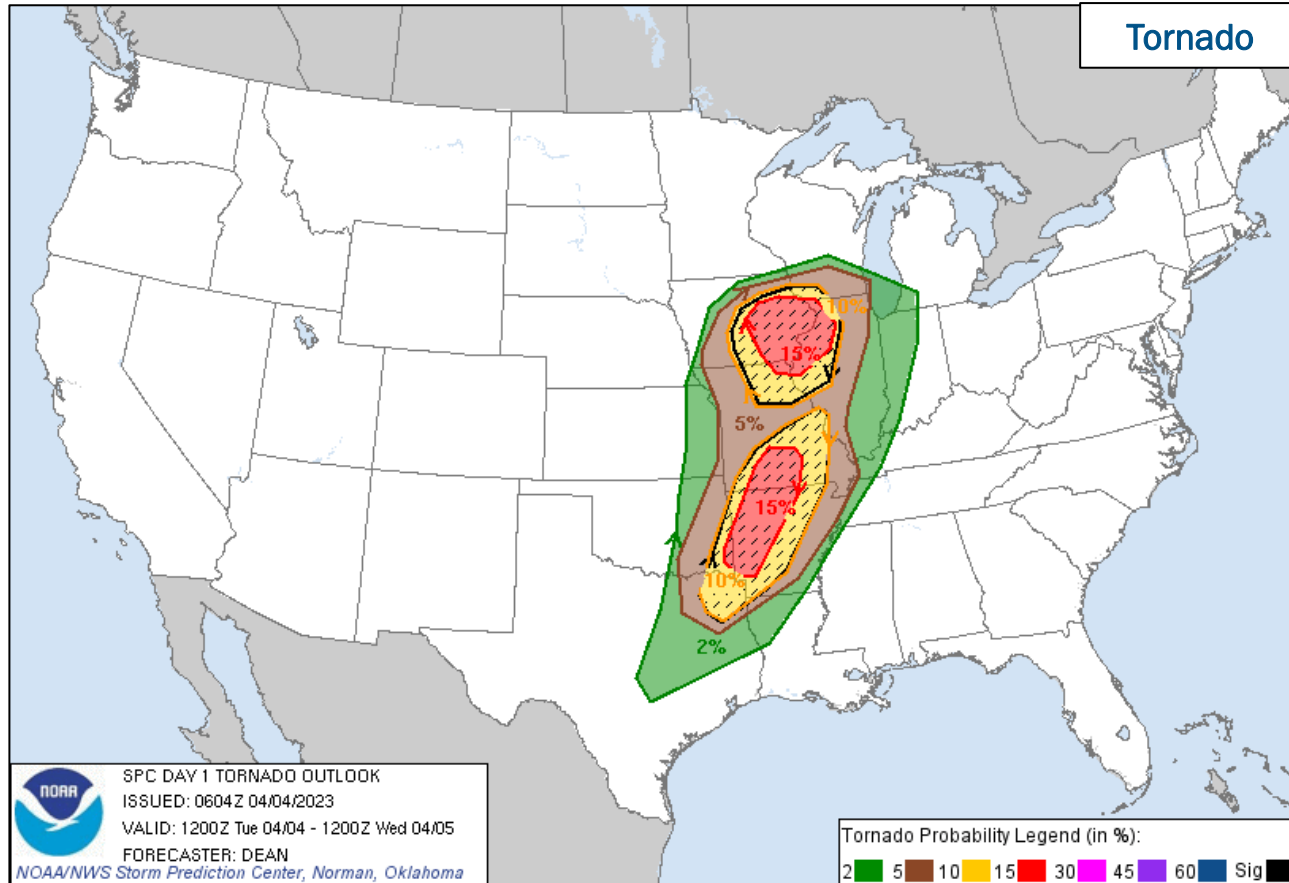
Severe Weather Outlook



FEMA

National Watch Center

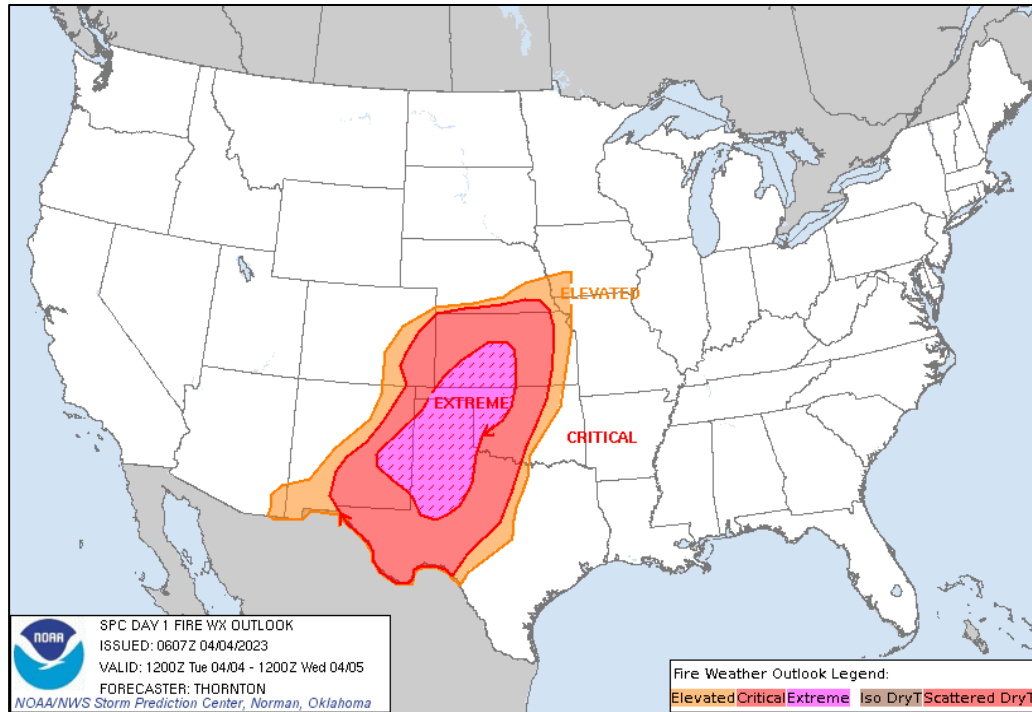
Severe Weather Outlook – Moderate Risk



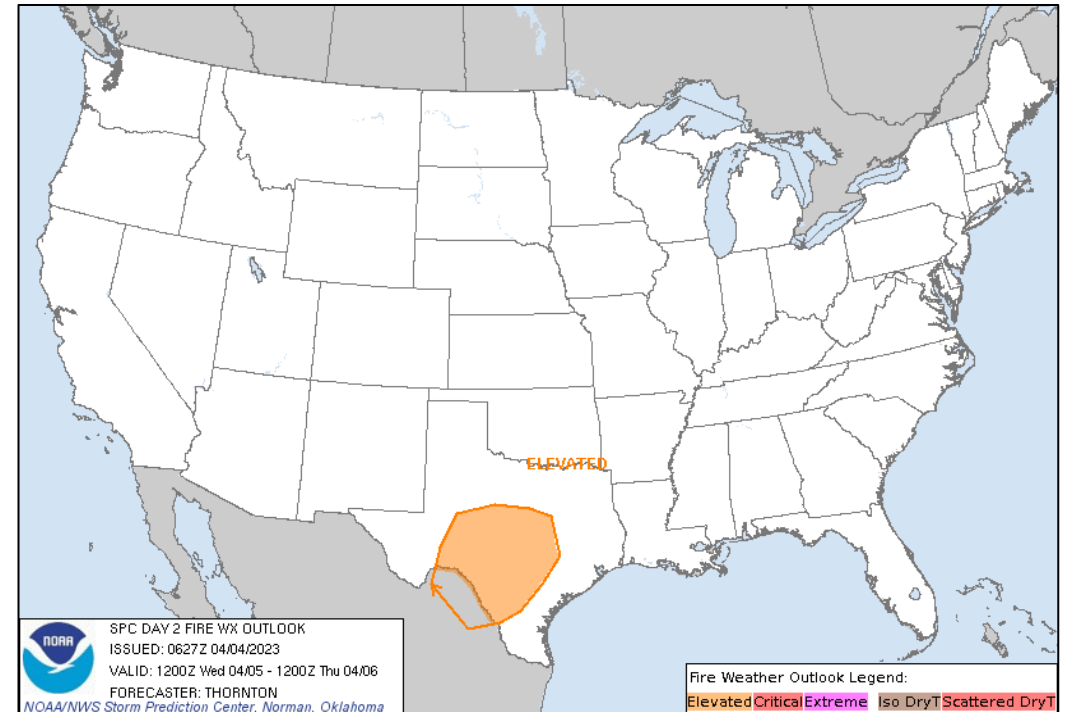
FEMA

National Watch Center

Fire Weather Outlook



Today



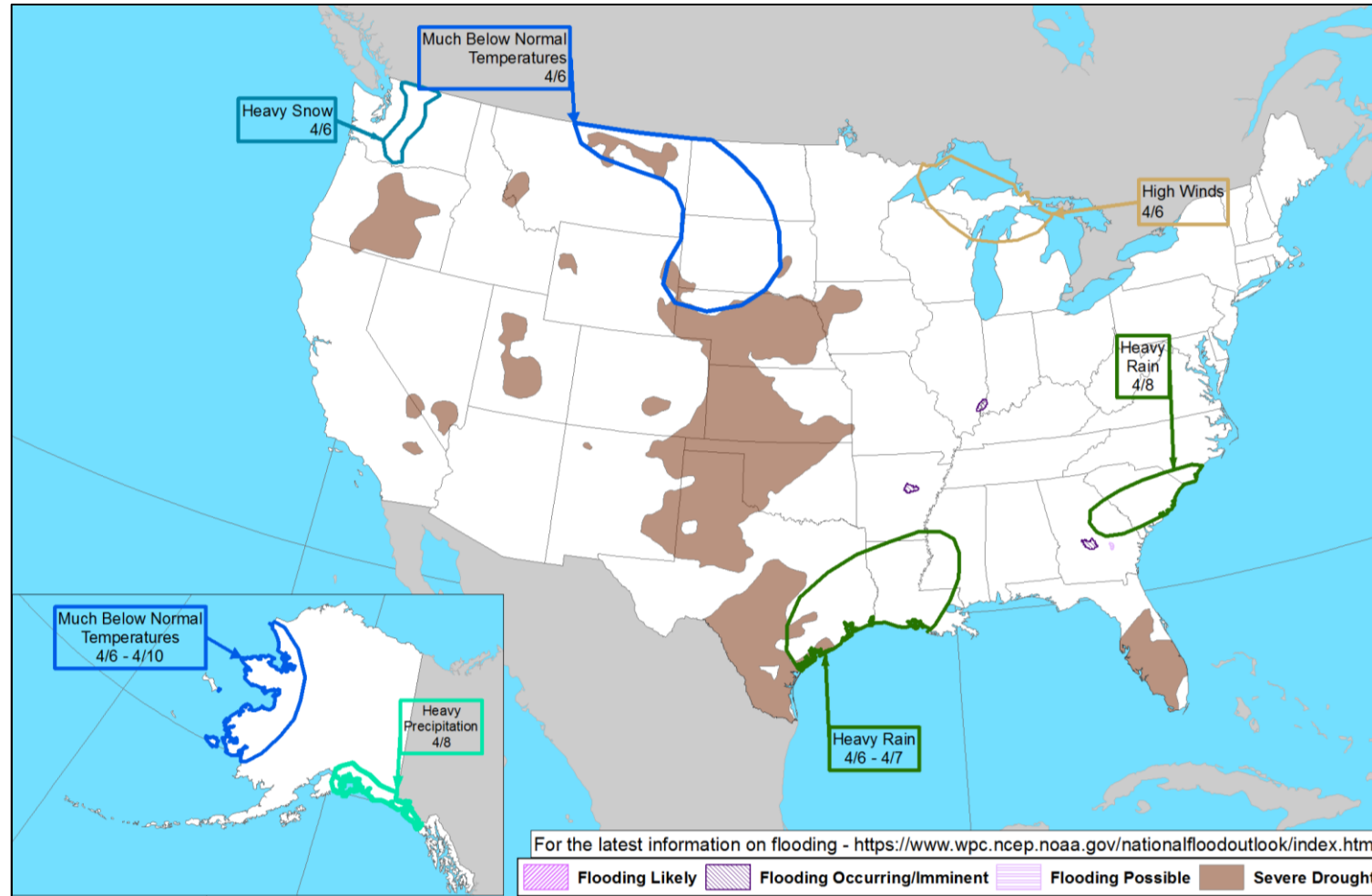
Tomorrow



FEMA

National Watch Center

Hazards Outlook – April 6-10



FEMA

FEMA Common Operating Picture

10 + 8 Joint Field Offices Virtual Joint Field Offices Supporting
56 + 8 Major Disasters Emergency Declarations
8 Direct Housing Missions
12 RSF-Supported Disasters

Tuesday
 April 4, 2023
 8:30 a.m. ET

FEMA HQ	
NWC	NRCC
Monitoring	Rostered
FEMA REGIONS	
Watch	RRCC
Monitoring	I Rostered
Monitoring	II Rostered
Monitoring	III Rostered
Monitoring	IV Rostered
Monitoring	V Rostered
Enhanced	VI Level III
Monitoring	VII Rostered
Monitoring	VIII Rostered
Monitoring	IX Rostered
Monitoring	X Rostered
Notes:	
RWC/RRCC: • RVI RRCC: Severe Weather • RVI RWC: EW Severe Weather	STATE EOCs: PR: TC Fiona DC: 1 st Amendment Activities AL/AR/DE/GA/IL/IN/ KY/MS/TN: Severe Weather FL: TC Ian OK: Fire weather TX: Ongoing Operations CO: Avian Influenza, Public Health Support, and Suncor Refinery AZ/CO: SW Border Coordination WY: Winter Weather CA/NV/UT: Flooding AS: Seismic Activity CA/CNMI/GU/MD/ NV/WV: COVID Support
Surge Capacity Force	
Rostered 7,336	Deployed 0

N-IMATs	
2-4 Teams Available	
Red	
White	
Blue	
Gold	
R-IMATs	
≥ 7 Teams Available	
I	NH
II	
III	2
IV-1	MS
IV-2	
V	
VI-1	AR
VI-2	
VII	
VIII	1
IX-1	CA
IX-2	CA
X	
Fully Mission Capable (FMC)	
Partially Mission Capable (PMC)	
Not Mission Capable (NMC)	
Deployed	

REGIONAL BREAKDOWN			
JFO/VJFO	DR	EM	
I	1/0	6	0
II	1/2	4	1
III	0/0	3	0
IV	4/1	10	2
V	1/1	4	0
VI	1/1	3	3
VII	0/0	0	0
VIII	0/1	5	0
IX	0/1	9	1
X	2/1	12	0

Alaska

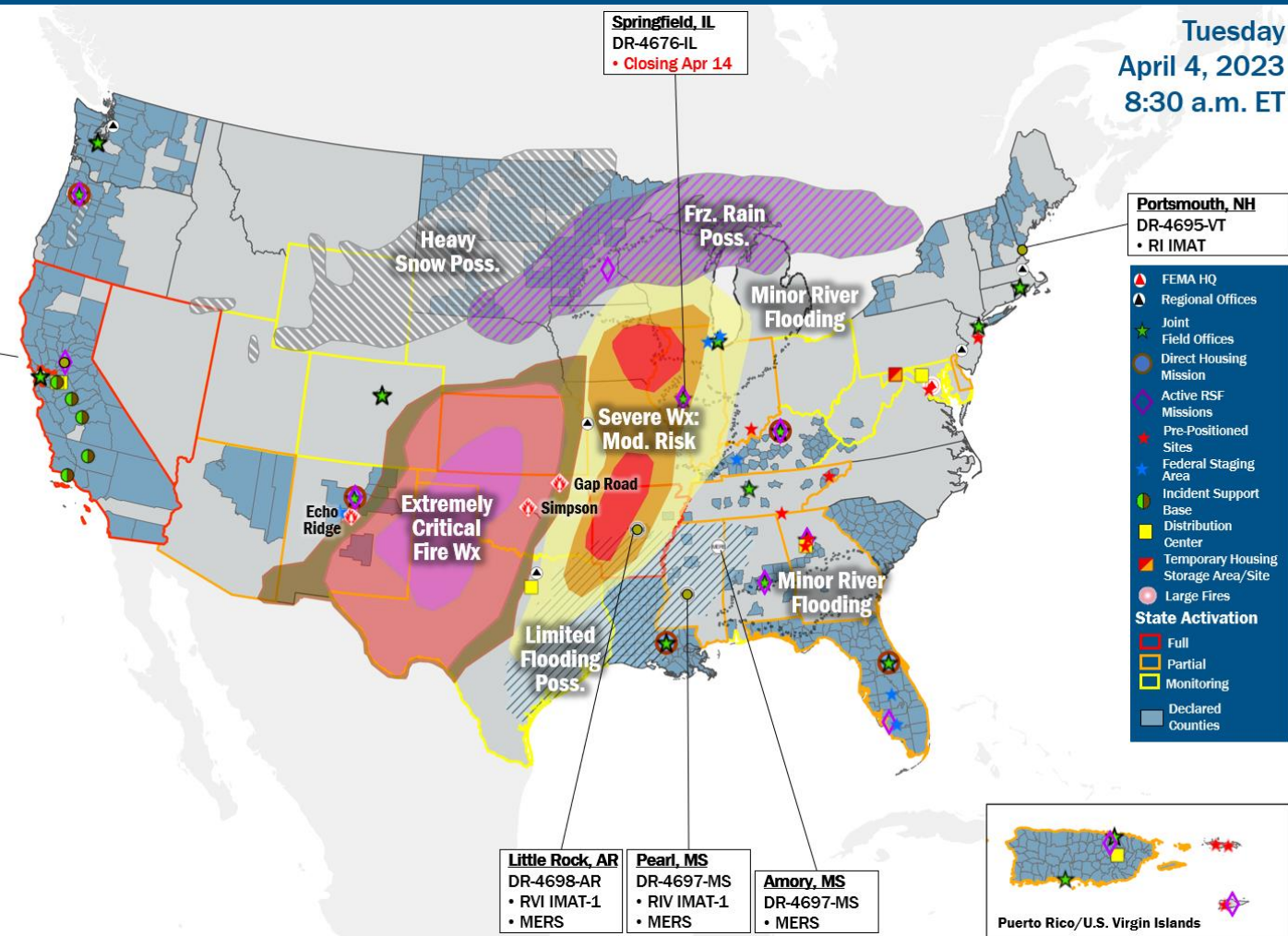
Northern Mariana Islands

Guam

American Samoa

Hawaii

Sacramento, CA
 DR-4683-CA
 • RIX IMAT-1/2



Portsmouth, NH
 DR-4695-VT
 • RI IMAT

- FEMA HQ
- Regional Offices
- Joint Field Offices
- Direct Housing Mission
- Active RSF Missions
- Pre-Positioned Sites
- Federal Staging Area
- Incident Support Base
- Distribution Center
- Temporary Housing Storage Area/Site
- Large Fires

State Activation

- Full
- Partial
- Monitoring
- Declared Counties

IM Workforce

13,452 (+13) Assigned
 4,433 (+320) Unavailable
 5,537 (-35) Deployed

26% (-2) / 3,754 (-272) Available

IM Cadre Availability ≤ 25% Availability

Civil Rights: 17% (20/121); Disability Integration: 7% (4/59); Environmental Planning and Historic Preservation: 17% (143/828); Field Leadership: 16% (23/140); Hazard Mitigation: 18% (217/1,222); Human Resources: 10% (16/163); Operations: 18% (65/358); Public Assistance: 12% (264/2,183); Planning: 13% (61/453); Safety: 17% (14/80); Security 24% (35/146)

MERS

≥ 66%

36 Assigned
 0 Unavailable
 3 Deployed

33 Available

US&R

≥ 66%

28 Assigned
 2 Unavailable
 0 Deployed

26 Available

FCO

≤ 1 Type I

49 Assigned
 4 (-1) Unavailable
 40 (24 FCOR) Deployed

5 (+1) Available

Joint Preliminary Damage Assessments

Region	State / Location	Incident	IA	Number of Counties		Start – End
			PA	Requested	Complete	
II	NY	Severe Winter Storm Dec 23-25	IA	0	0	N/A
			PA	7	5	1/24 - TBD
IV	TN	Severe Storms and Flooding Mar 1-3	IA	0	0	N/A
			PA	46	25	3/28 - TBD
	GA	Severe Storms Mar 24-25	IA	2	0	4/4 - TBD
			PA	0	0	N/A
	TN	Severe Storms, Straight-line Winds and Tornadoes Mar 31-Apr 1	IA	7	0	4/2 - TBD
			PA	0	0	N/A
VI	TX	Winter Storm Jan 29 and continuing	IA	0	0	N/A
			PA	29	5 (+2)	3/6 - TBD
IX	CA	Severe Weather and Flooding Mar 9 and continuing	IA	9	9	3/18 - TBD
			PA	28	7	3/18 - TBD
	Hoopa Valley Tribe	Severe Widespread Flooding Feb 14-Mar 7	IA	1	0	3/24 - TBD
			PA	1	1	3/24 - 3/25



FEMA

Wildfire Summary

Fire Name (Co., ST)	FMAG #	Acres Burned	Percent Contained	Evacuations	Structures (Homes / Other)			Fatalities / Injuries
					Threatened	Damaged	Destroyed	
Gap Road (Washington, OK) FINAL	5460-FM-OK	4,416	75% (+25)	M: 150	H: 175	H: 0	H: 10	0 / 2
				V: 0	O: 0	O: 0	O: 0	
Simpson (Washington, OK) FINAL	5458-FM-OK	3,392	55% (+25)	M: Unknown	H: 1,050	H: 0	H: 0	0 / 0
				V: 0	O: 1,525	O: 0	O: 0	
Echo Ridge (Torrance, NM)	5461-FM-NM	Unknown	0%	M: Unknown	H: 1,351	H: 0	H: 0	0 / 0
				V: 0	O: 0	O: 0	O: 0	



FEMA

Declaration Approval – California

Declaration Type: Major Disaster Declaration – FEMA-4699-DR-CA

Date Requested: Mar 28

Date Approved: Apr 3

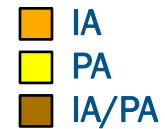
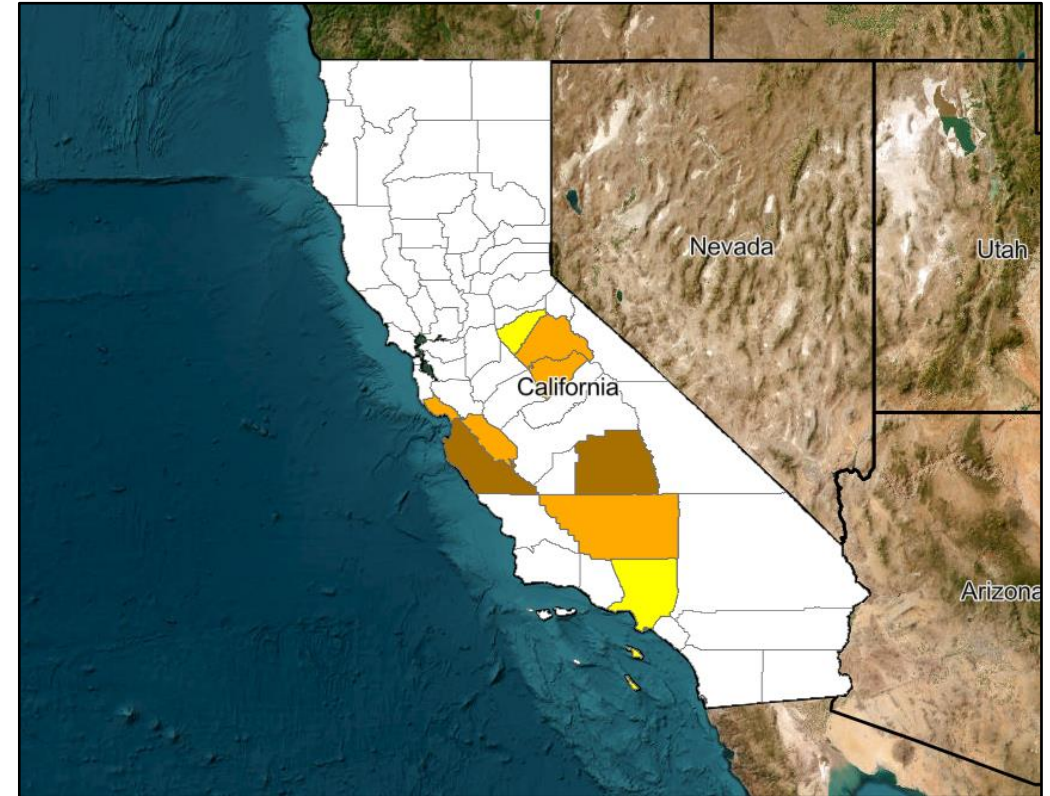
Incident: Severe Winter Storms, Straight-line Winds, Flooding, Landslides, and Mudslides

Incident Period: Feb 21 and continuing

Provides:

- **IA:** 5 counties
- **PA:** 2 counties
- **IA/PA:** 2 counties
- **Hazard Mitigation:** Statewide

FCO: Andrew F. Grant



FEMA

Declaration Requests in Process – 10

State / Tribe / Territory – Incident Description	Type	IA	PA	HM	Requested
Choctaw Nation of Oklahoma – Tornadoes	DR		X	X	Jan 3
WV – Severe Storms, Flooding, Landslides, and Mudslides (Appeal)	DR	X	X	X	Jan 27
TX – Severe Winter Storm	DR		X	X	Feb 21
OR – Severe Winter Storm, Straight-line Winds, Flooding, Landslides, and Mudslides	DR		X	X	Feb 27
CA – Heat Dome and Wildfires (Appeal)	DR		X	X	Mar 5
Navajo Nation – Severe Winter Storms, Snowstorm, and Flooding	DR		X	X	Mar 20
AR – Severe Winter Storms	DR		X	X	Mar 20
ND – Severe Winter Storm	DR		X	X	Mar 21
KY – Severe Storms, Straight-line Winds, Flooding, Landslides, and Mudslides	DR		X	X	Mar 27
KY – Severe Storms, Straight-line Winds, Tornadoes, Flooding, Land & Mud Slides	DR	X	X	X	Mar 29
CA – Severe Winter Storms, Straight-line Winds, Flooding, Landslides, and Mudslides (Approved)	DR	X	X	X	Mar 28



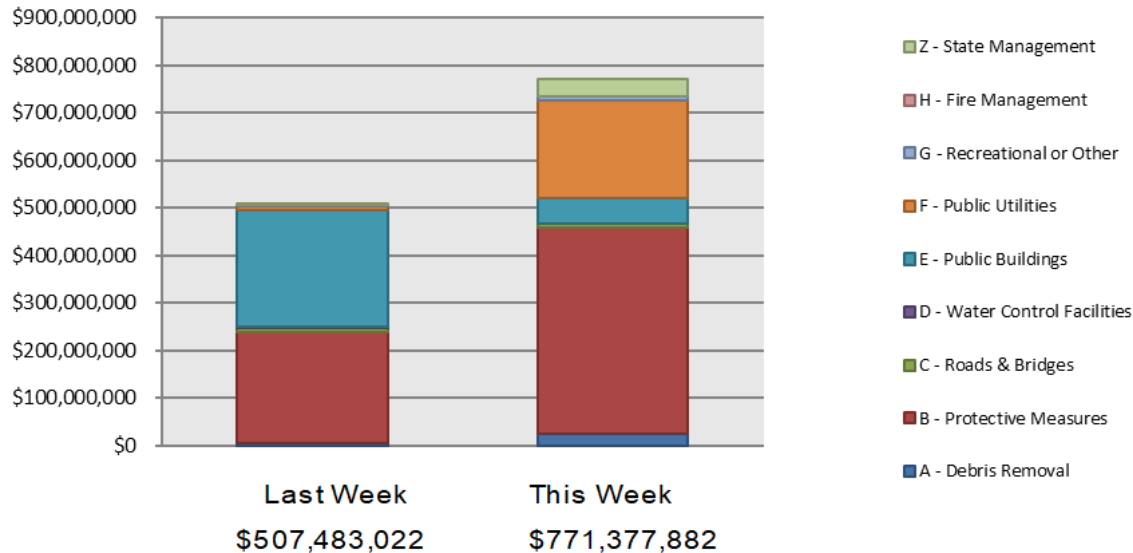
FEMA

Public Assistance Grant Program

PA Project Worksheets Obligated in past week, as of 04/03/2023 at 1500 EDT

PA Category	Emergency Work		Permanent Work					H - Fire Management	Z - State Management	Total
	A - Debris Removal	B - Protective Measures	C - Roads & Bridges	D - Water Control Facilities	E - Public Buildings	F - Public Utilities	G - Recreational or Other			
Number Of PWs Obligated	39	177	30		24	17	11	0	46	344
Federal Share Obligated	\$23,534,406.12	\$433,945,132.67	\$10,189,869.44		\$52,772,580.97	\$205,845,238.40	\$9,021,928.41	\$0	\$36,068,726.24	\$771,377,882.25

Public Assistance Obligated per Category 3/20/2023 through 04/03/2023



COVID-19 Obligated as of 04/03/2023

- Total Public Assistance Obligated: \$62,310,330,038

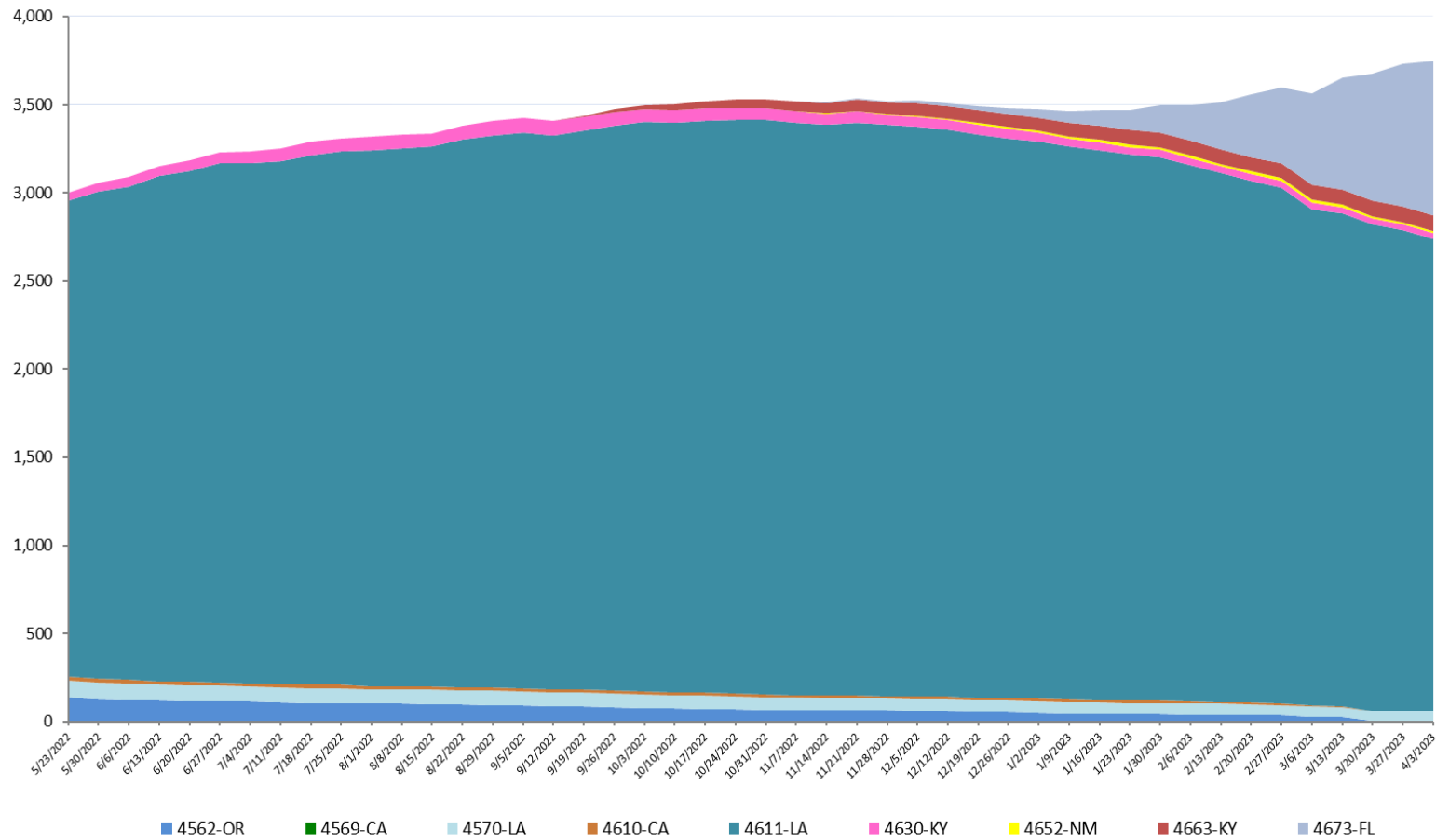
This Week's PA Highlights

- In 4339-PR
\$210 Million obligated for Category B- Protective Measures
- In 4340-VI
\$189 Million obligated for Category F- Public Utilities
- In 4520-WI
\$61 Million obligated for Category B- Protective Measures

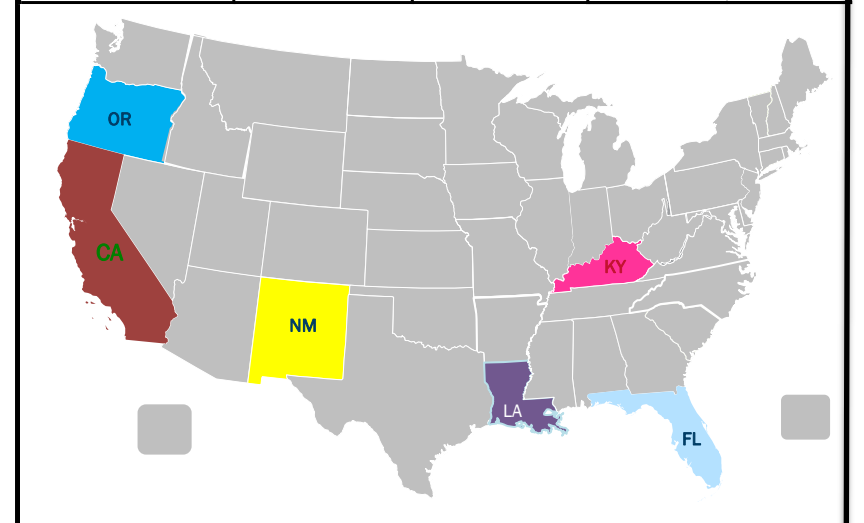
Direct Housing

Total Households in FEMA Direct Housing per State

Past Year per Week, 5/21/2022 – 04/02/2023. There are currently **4,321** Households Occupying **4,346** Temporary Units.



DR	IA Declaration Date	Program End Date	Current # of Households in Direct Housing (Weekly Change)
4673-FL	9/29/2022	3/29/2024	874 (89)
4663-KY	7/29/2022	1/29/2024	91 (3)
4652-NM	5/4/2022	11/4/2023	13 (0)
4630-KY	12/12/2021	6/13/2023	33 (-1)
4611-LA	8/29/2021	2/28/2023	2680 (-49)
4610-CA	8/24/2021	2/24/2023	0 (0)
4570-LA	10/16/2020	4/16/2022	56 (-1)
4562-OR	9/15/2020	3/15/2022	2 (0)
4559-LA	8/28/2020	2/28/2022	574 (-14)



States with Currently Occupied Units

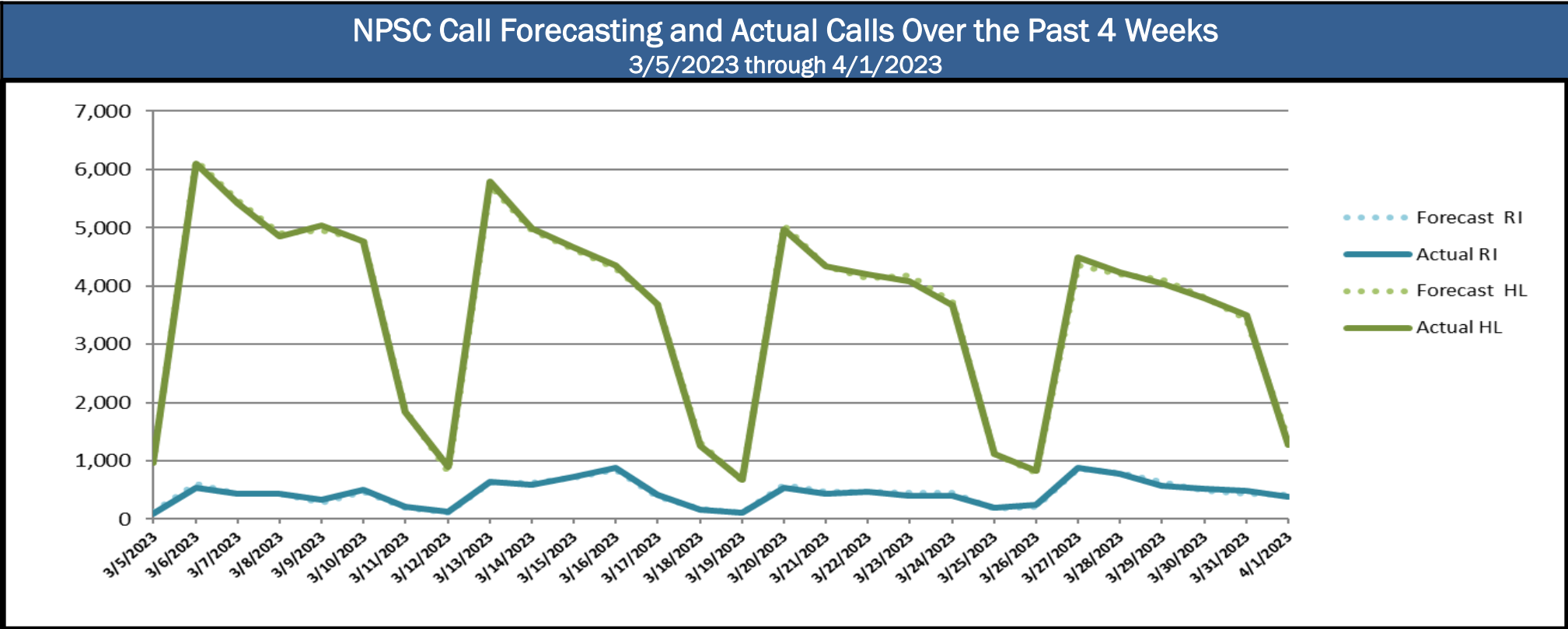


FEMA

National Watch Center

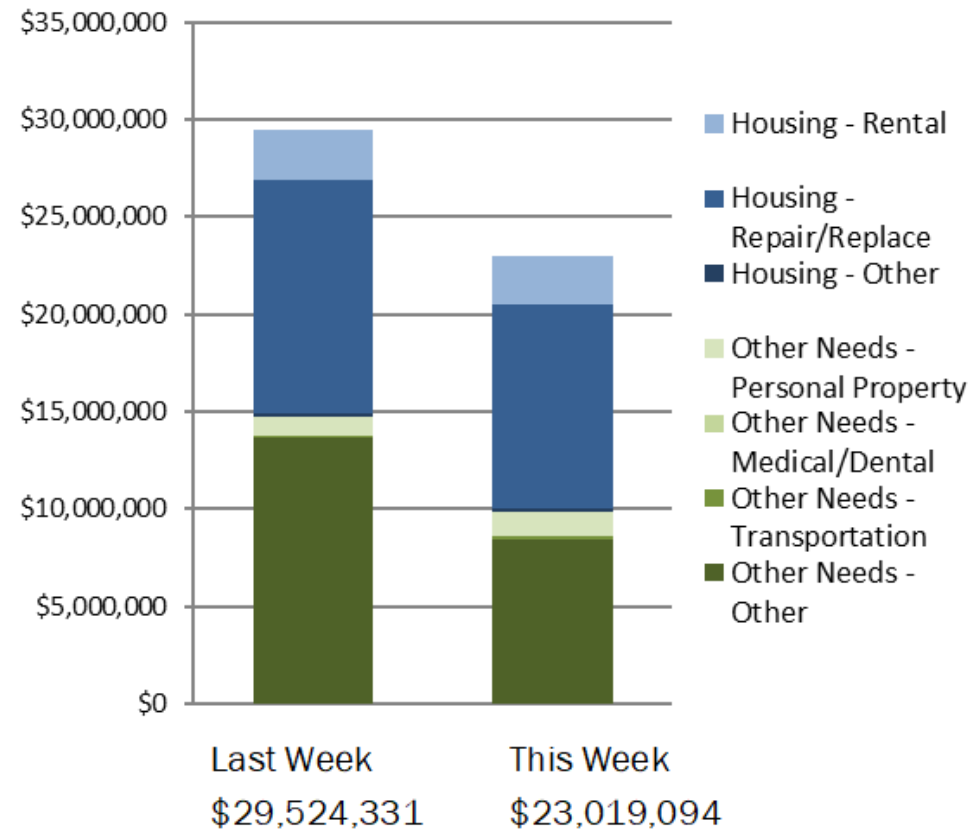
NPSC Call Activity

NPSC Call Activity in the Past Week 3/26/2023 through 4/01/2023		
Call Type	Projected Calls	Actual Calls
Registration Intake:	2,719	2,534
Helpline:	23,199	23,074
Combined:	25,918	25,608



Individual Assistance Activity

IHP Approved per Category in the Past
2 Weeks – 03/20/2023 through 04/03/2023





FEMA

Helping people before, during, and after disasters.



Scan to subscribe to this briefing.