

FEMA National Watch Center

Daily Operations Briefing

Wednesday, April 3, 2024

8:30 a.m. ET



FEMA

National Current Ops / Monitoring

New Significant Incidents / Ongoing Ops

- Severe Weather – Southeast to the Ohio Valley

Hazard Monitoring

- Severe thunderstorms – Southeast to the Mid-Atlantic
- Heavy rain/flash flooding – Mid-Atlantic to the Northeast
- Heavy snow – Upper Mississippi Valley to the Great Lakes, and Northeast
- Freezing rain – Northeast

Disaster Declaration Activity

- No new declaration activity

Event Monitoring

- No significant events



FEMA

Severe Weather – Southeast to the Ohio Valley – FINAL

Situation: (SPC as of 5:00 a.m. ET, Apr 3)

Severe weather occurred overnight for portions of the Southeast to the Ohio Valley. The primary reported threats were hail (22), damaging wind gusts (110), and tornadoes (12). Some damage occurred to structures and powerlines. There have been unconfirmed reports of two injuries. No fatalities have been reported. As of 7:45 a.m. ET, 106k power outages have been reported in West Virginia.

FEMA Response:

Region III:

- WV Gov declared a State of Preparedness; WV EOC at Full Activation (Severe Weather, Fires)
- MD EOC at Full Activation (Key Bridge); VA EOC at Monitoring (Wildfires)
- FIT is FMC in WV, MD, and VA; LNO deployed to MD (Key Bridge)

Region IV:

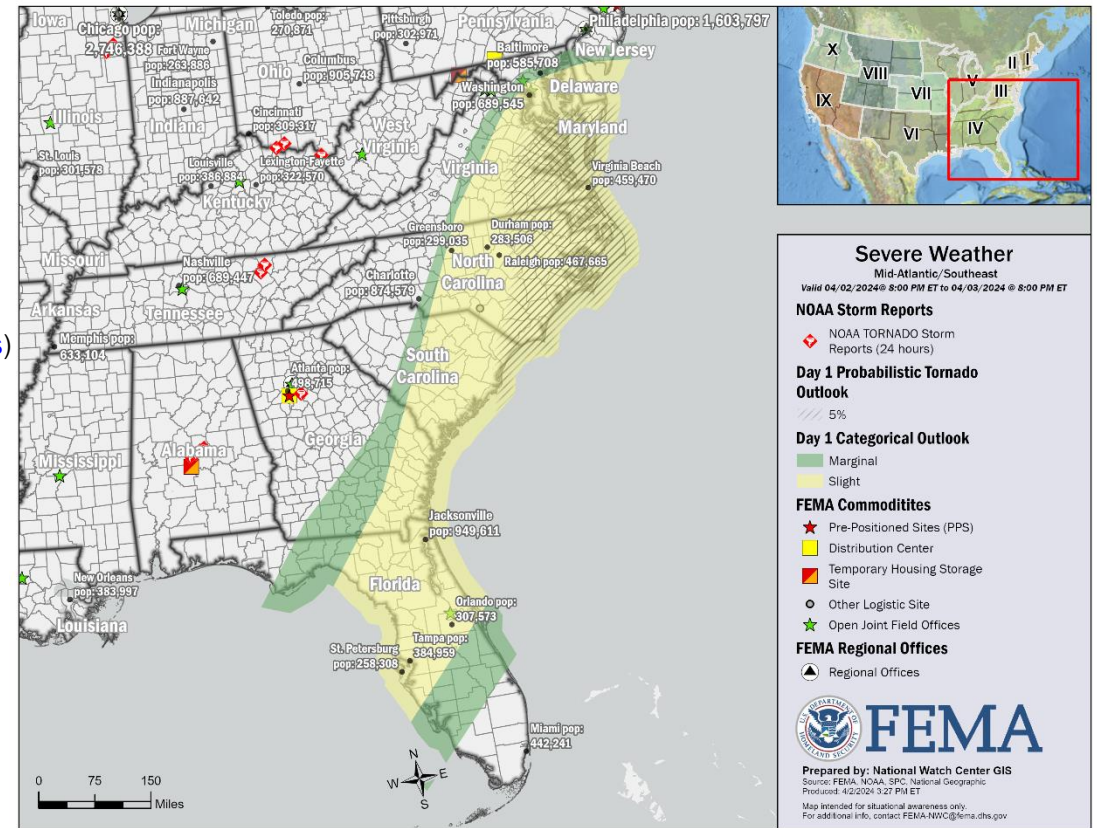
- KY Gov declared a State of Emergency
- KY EOC at Monitoring (Severe Weather)
- AL, FL, & MS EOCs at Partial (Severe Weather)
- TN EOC at Monitoring (Severe Weather)

Region V:

- RWC is Enhanced
- OH EOC at Monitoring (Severe Weather)
- IL and IN FIT available and ready to serve as LNOs;

FEMA HQ:

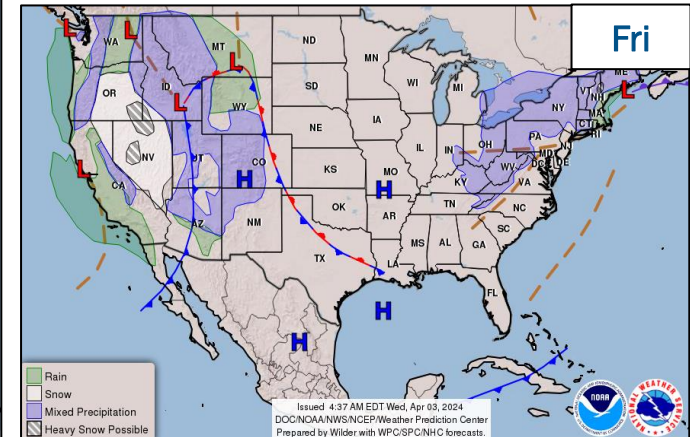
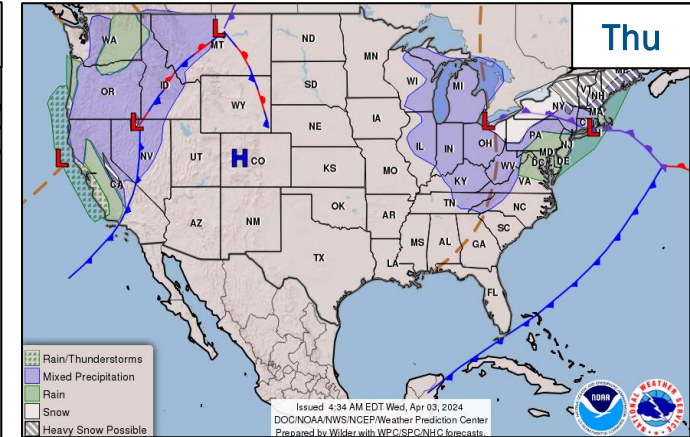
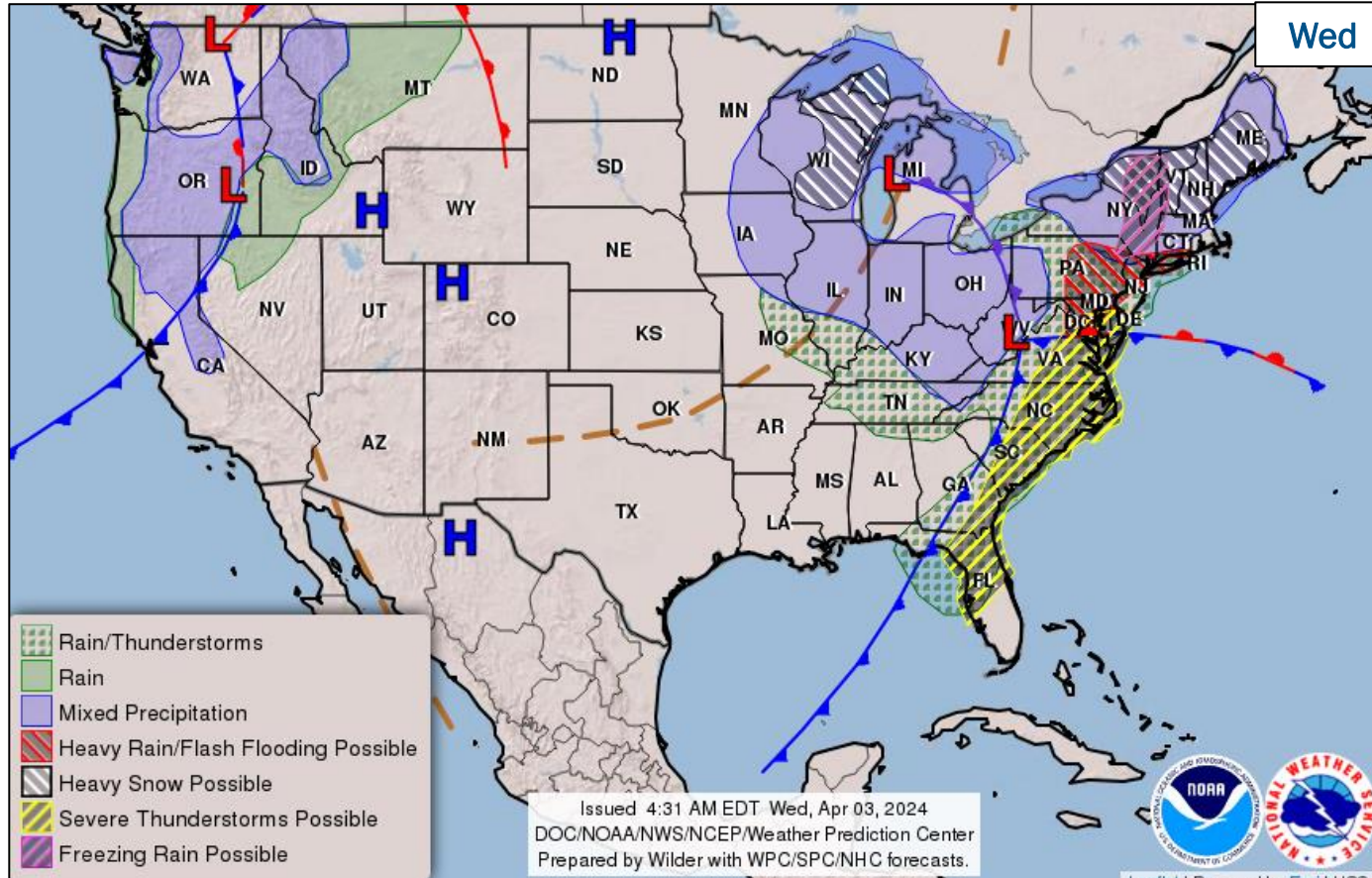
- Conducted FLORRR call for severe weather Apr 1
- FEMA NWC continues to monitor in coordination with FEMA Regions III, IV, and V; barring any significant updates this will be the final report



FEMA

National Watch Center

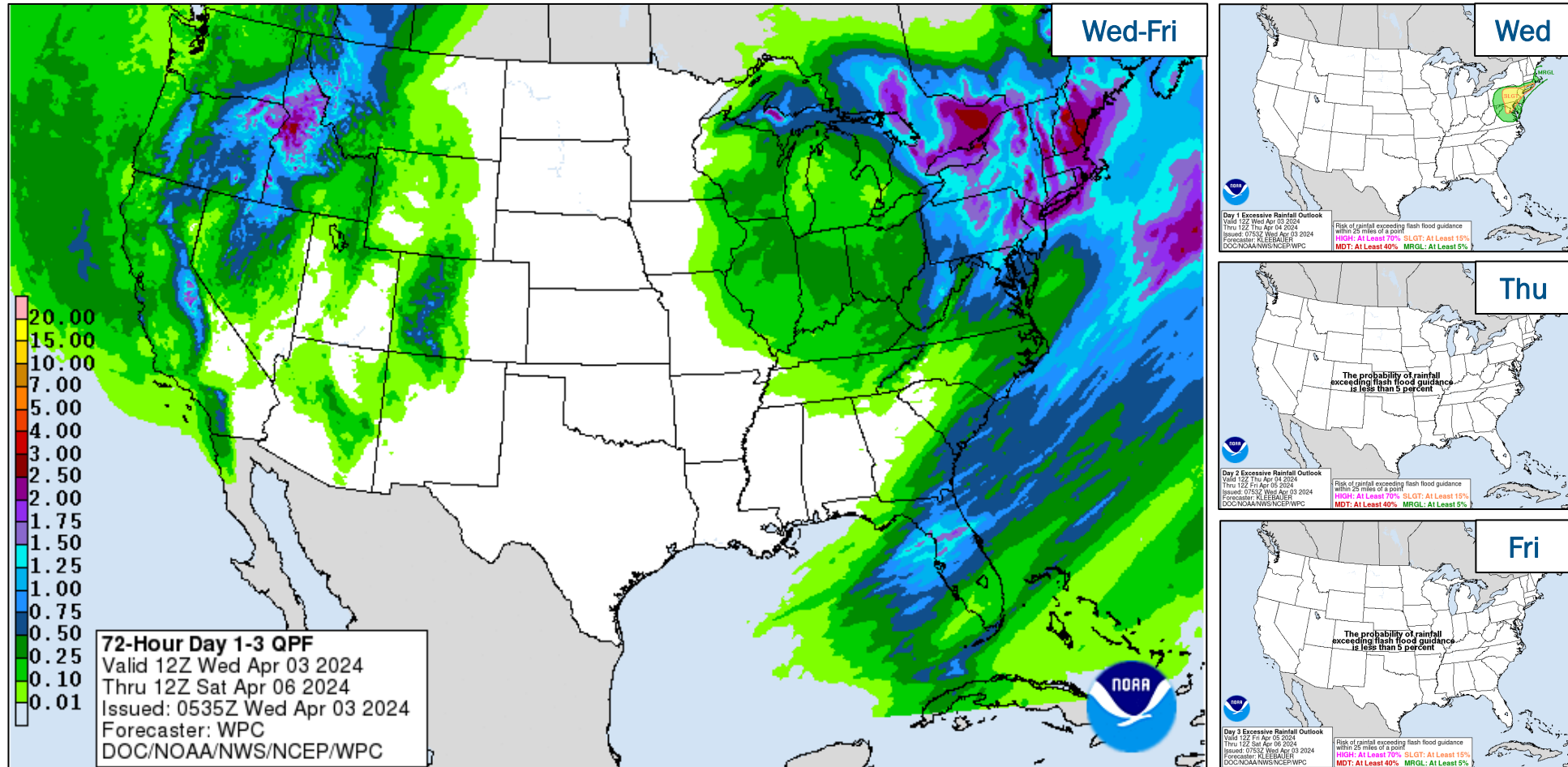
National Weather Forecast



FEMA

National Watch Center

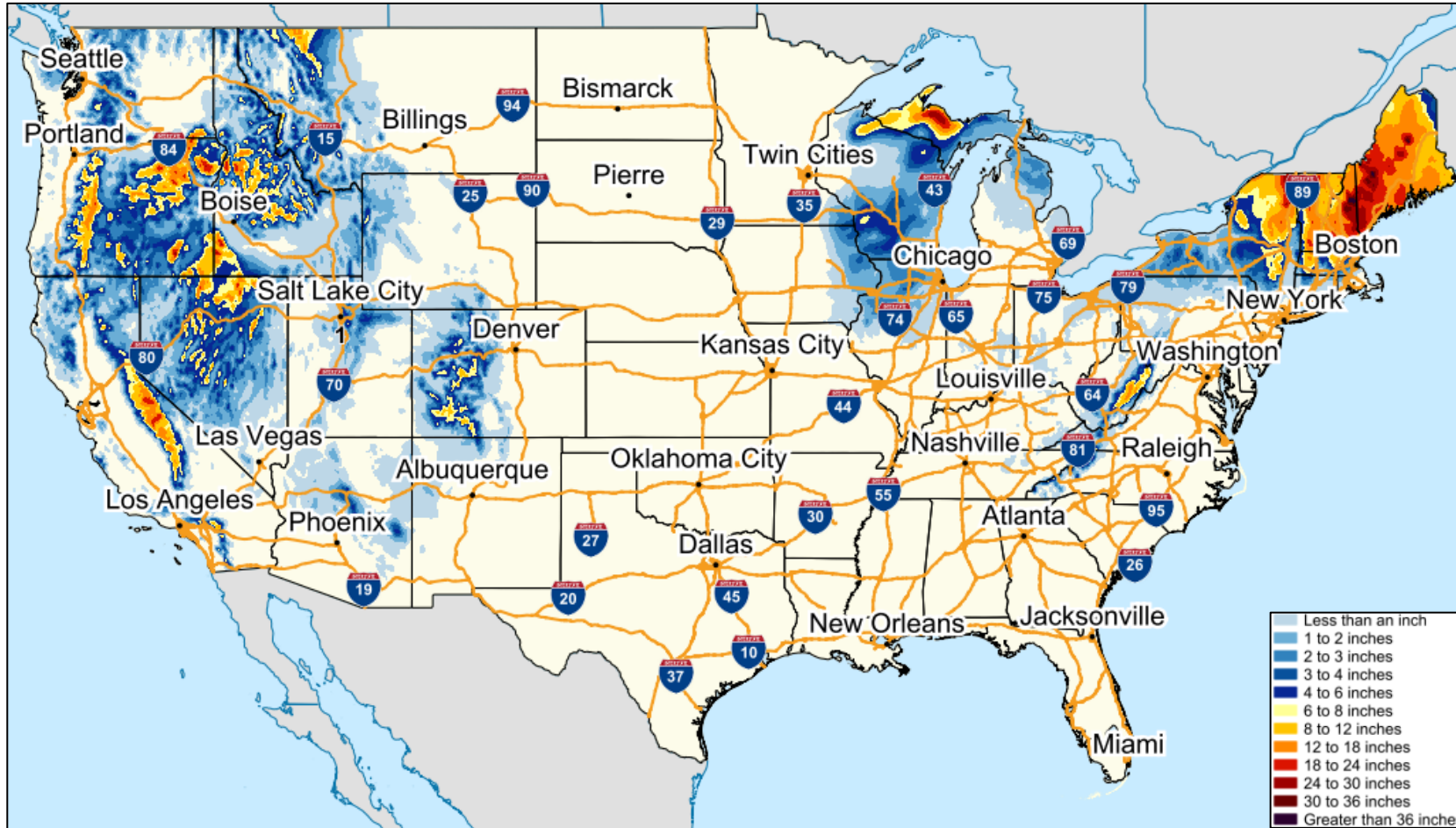
Precipitation & Excessive Rainfall



FEMA

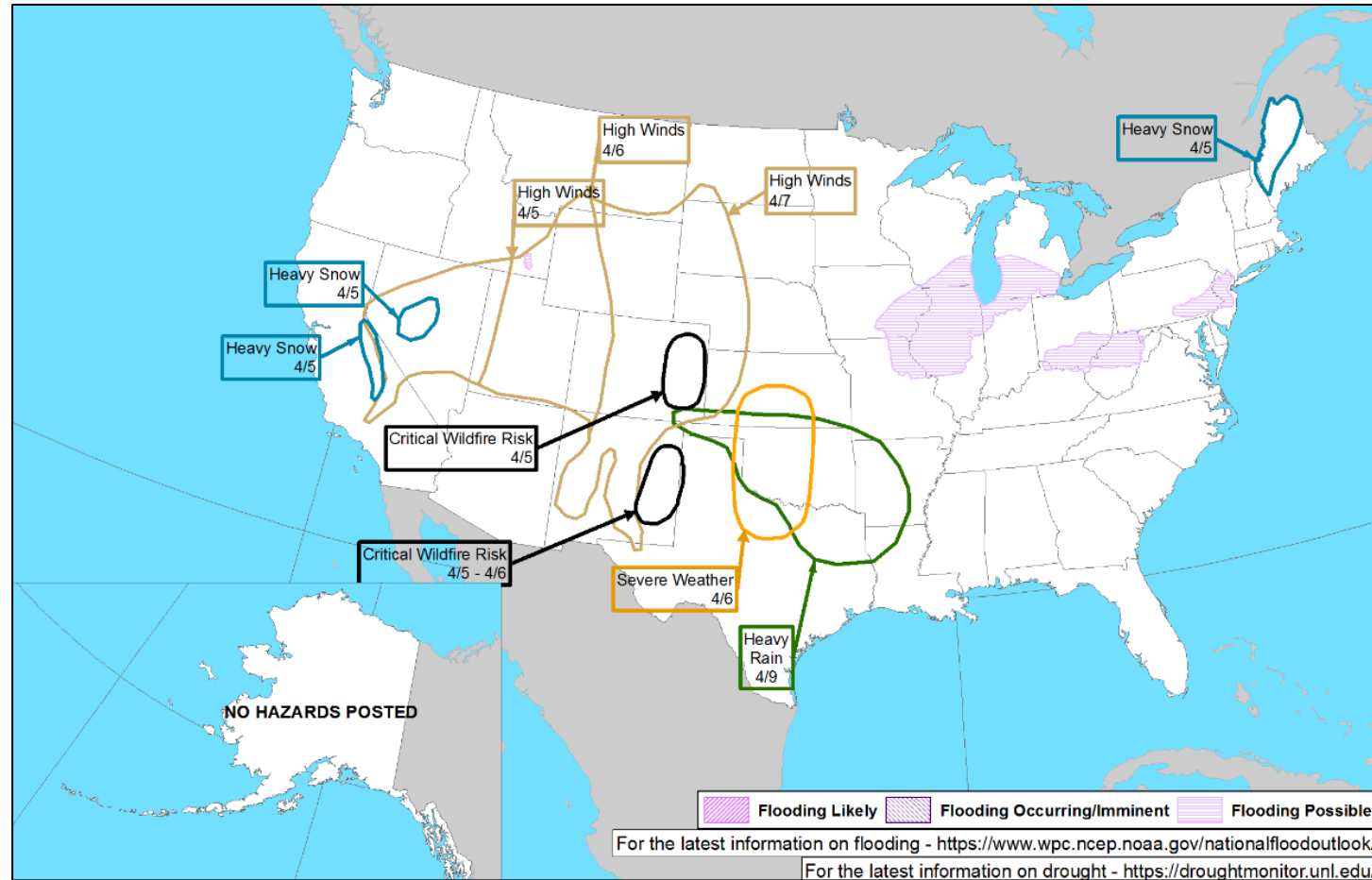
National Watch Center

Snowfall Forecast



FEMA


Hazards Outlook – Apr 5-9



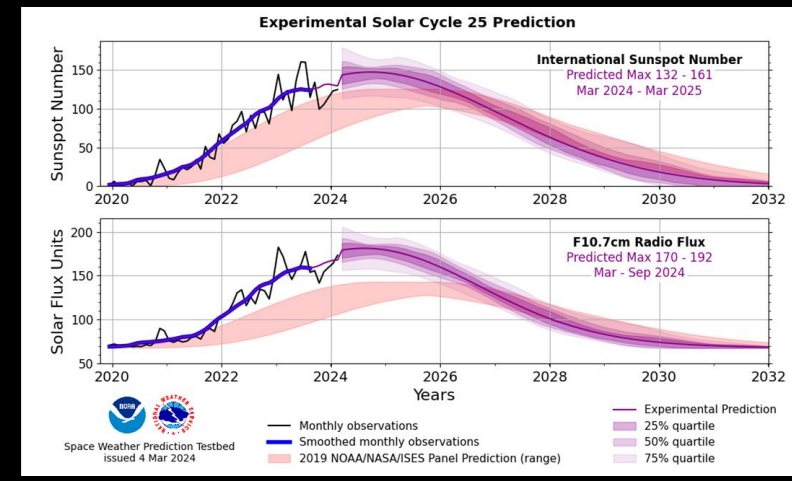
FEMA

Space Weather Summary/Outlook

	Past 24 Hours	04 APR	05 APR
Solar Flare (Radio Blackout) R Scale (R1-R2/ R3+)	None	20% / 1%	20% / 1%
Solar Radiation Storms S Scale	None	1%	1%
Geomagnetic Storms G Scale	None	35%	35%



- **KEY MESSAGE:** No solar events are expected to reach FEMA thresholds at this time, although minor geomagnetic storming (G1) is possible Thu/Fri.
- **OUTLOOK:** Current solar cycle is now predicted to **PEAK between now and MARCH 2025**, but significant activity is still possible well after the peak.



FEMA

FEMA Common Operating Picture

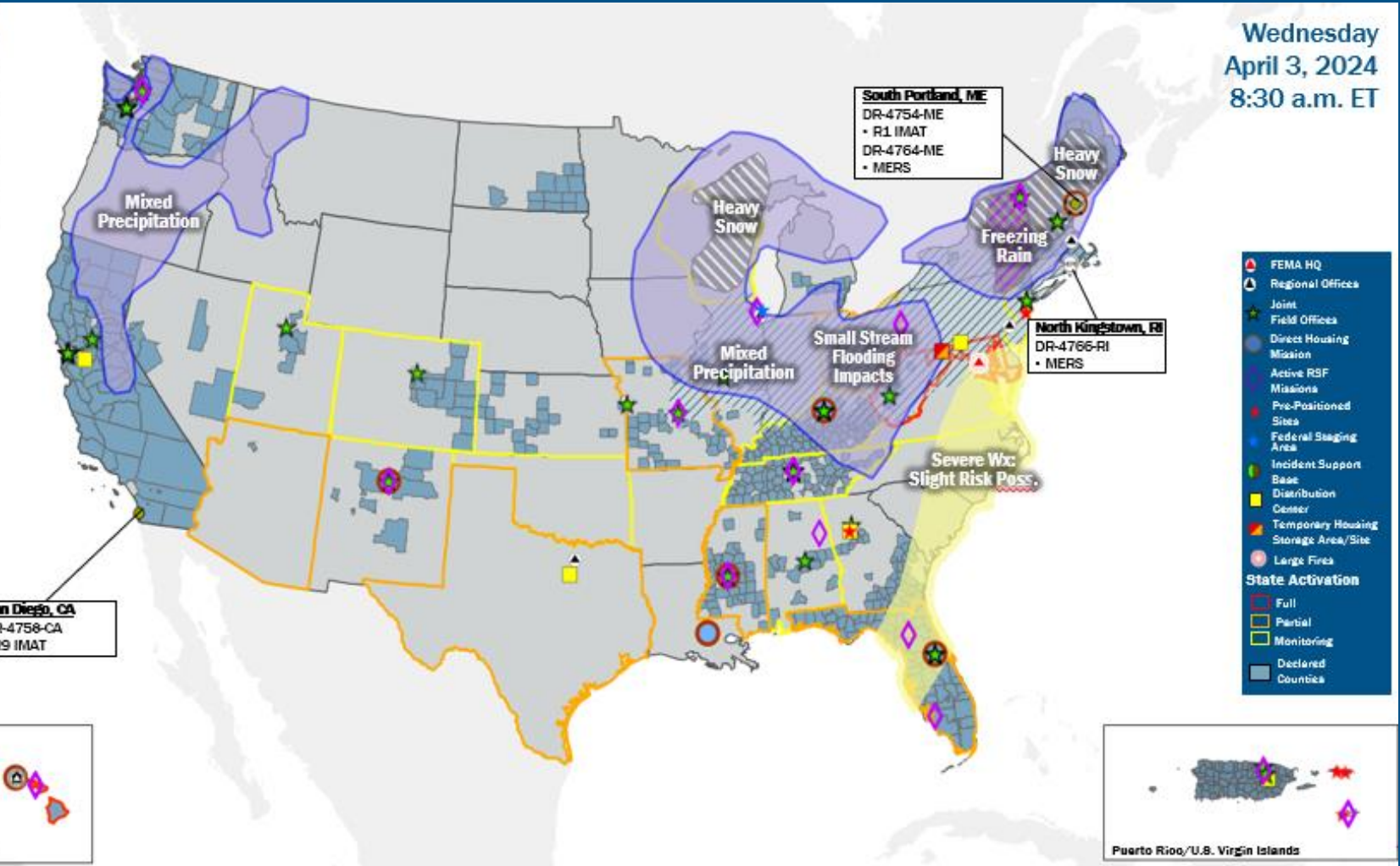
21 + 5 Joint Field Offices Virtual Joint Field Offices Supporting
75 + 2 Major Disasters Emergency Declarations
12 Direct Housing Missions
26 RSF-Supported Disasters

Wednesday
 April 3, 2024
 8:30 a.m. ET

FEMA HQ	
NWC	NRCC
Monitoring	Activated
FEMA REGIONS	
Watch	RRCC
Monitoring	I Rostered
Monitoring	II Rostered
Monitoring	III Rostered
Monitoring	IV Rostered
Enhanced	V Rostered
Monitoring	VI Rostered
Monitoring	VII Rostered
Monitoring	VIII Rostered
Monitoring	IX Rostered
Monitoring	X Rostered
Notes:	
RWCs/RRCCs/IMATs:	STATE EOCs:
NRCC: Sustained Ops	AL/FL/KY/MO/OH/MS/NJ/TN/WI/WV: Severe Weather
RV RWC: Severe Weather	TX: Ongoing Threats
	AZ/CO/UT: SW Border
	HI/OK/VA/WV: Wildfires
	MD: Key Bridge Incident
	VT: Eclipse Preparation
Volunteer Force	
Rostered 7,764 (+6)	Deployed 123 (+2)
Surge Capacity Force	
Rostered 8,388	Deployed 0

N-IMATs	
2-5 Teams Available	
Red	
White	
Blue	
Gold	
HS	
R-IMATs	
≥ 7 Teams Available	
I	ME
II	
III	
IV-1	
IV-2	1
V	
VI-1	
VI-2	3
VII	2
VIII	
IX-1	CA
IX-2	Personnel
X	

REGIONAL BREAKDOWN			
	JFO/VJFO	DR	EM
I	4/0	13	2
II	2/1	4	0
III	1/0	1	0
IV	5/1	20	0
V	1/0	3	0
VI	1/0	1	0
VII	2/0	2	0
VIII	2/0	2	0
IX	1/1	18	0
X	2/2	9	0



Legend

- FEMA HQ
- Regional Offices
- Joint
- Field Offices
- Direct Housing Mission
- Active RSF Missions
- Pre-Positioned Sites
- Federal Staging Area
- Incident Support Base
- Distribution Center
- Temporary Housing Storage Area/Site
- Large Fires
- State Activation
 - Full
 - Partial
 - Monitoring
 - Declared
 - Countries

IM Workforce

13,860 (+3) Assigned
 4,350 (+42) Unavailable
 5,098 (+17) Deployed

32% / 4,412 (-56) Available

IM Cadre Availability

7 Cadres ≤ 25% Availability

Disability Integration: 22% (11/50);
 Environmental Planning and Historic Preservation: 20% (158/799);
 Field Leadership: 20% (29/148); Operations: 17% (56/328);
 Public Assistance: 21% (471/2,212); Planning: 12% (56/463); Safety: 13% (11/82)

MERS

> 66%

36 Assigned
 0 Unavailable
 1 Deployed

35 Available

US&R

> 66%

28 Assigned
 1 Unavailable
 0 Deployed

27 Available

FCO

≤ 1 Type I

48 Assigned
 5 Unavailable
 35 (-1) (24 FCOR) Deployed

7 (+1) Available

Joint Preliminary Damage Assessments

Region	State / Location	Incident	IA	Number of Counties		Start - End
			PA	Requested	Complete	
I	RI	Flooding Jan 8-17	IA	3	3	2/15 - 2/22
			PA	4	3 (+1)	2/26 - TBD
	MA	Flooding Sep 11-13	IA	2	0	3/28 - TBD
			PA	2	0	3/28 - TBD



FEMA

Declaration Requests in Process – 14

State / Tribe / Territory – Incident Description	Type	IA	PA	HM	Requested
OH – Train Derailment	DR	X	X	X	Jul 3
AK – Severe Storms, Flooding, and Landslides	DR	X	X	X	Jan 8
IA – Severe Winter Storms and Snowstorm	DR		X	X	Feb 13
MBMI* – Severe Storms and Flooding	DR		X	X	Mar 1
VT – Severe Winter Storm	DR		X	X	Mar 6
MA – Severe Storms and Flooding (APPEAL)	DR	X	X	X	Mar 11
OR – Severe Winter Storms, Straight-line Winds, Landslides, and Mudslides	DR		X	X	Mar 12
SBKN** – Severe Storms and Flooding	DR		X	X	Mar 21
CA – Severe Storms, Flooding, Landslides, and Tornadoes	DR		X	X	Mar 22
HVT*** – Severe Winter Storm	DR	X	X	X	Mar 22
WA – Severe Winter Storms, Straight-line Winds, Flooding, Landslides, and Mudslides	DR		X	X	Mar 22
KY – Severe Storm and Tornado	DR	X		X	Mar 27
NH – Severe Storms and Flooding	DR		X	X	Mar 28
OH – Tornadoes	DR	X		X	Mar 29

* Morongo Band of Mission Indians | ** Sycuan Band of the Kumeyaay Nation | *** Hoopa Valley Tribe



FEMA

National Watch Center



FEMA

Helping people before, during, and after disasters.



Scan to subscribe to this briefing.