

FEMA National Watch Center

Daily Operations Briefing

Monday, March 31, 2025

8:30 a.m. ET



FEMA

National Current Ops / Monitoring

New Significant Incidents / Ongoing Ops

- Severe Weather – Central and Eastern U.S.

Hazard Monitoring

- Severe Thunderstorms – central Gulf Coast to Mid-Atlantic
- Heavy Snow – Sierra Nevada

Disaster Declaration Activity

- No new declaration activity

Event Monitoring

- No new significant events



FEMA

Severe Weather – Central and Eastern U.S.

Situation and Impacts: Severe Thunderstorms occurred yesterday across the Lower Mississippi Valley into the Great Lakes Region and additional storms are ongoing this morning from the Southeast into the Mid-Atlantic. Damaging wind gusts are the greatest threat, bringing the chance of widespread power outages. The Storm Prediction Center has received 397 wind reports with 9 high wind reports (over 75 mph), 200 hail reports, 14 large hail reports (hail larger than 2" in diameter), and 3 tornado reports in the affected area. (SPC Storm Report as of 6:45 a.m. ET) There have been no requests for FEMA assistance.

Lifeline Impacts:

- Energy:
 - Power Outages (DOE Eagle-I as of 6:00 a.m. ET):
 - Michigan – 308k (-16k) outages, 6% (-1k) of customers
 - Indiana – 48k (-18k) outages, 1% (-1) of customers
 - Wisconsin – 55k (-6k) outages, 2% of customers

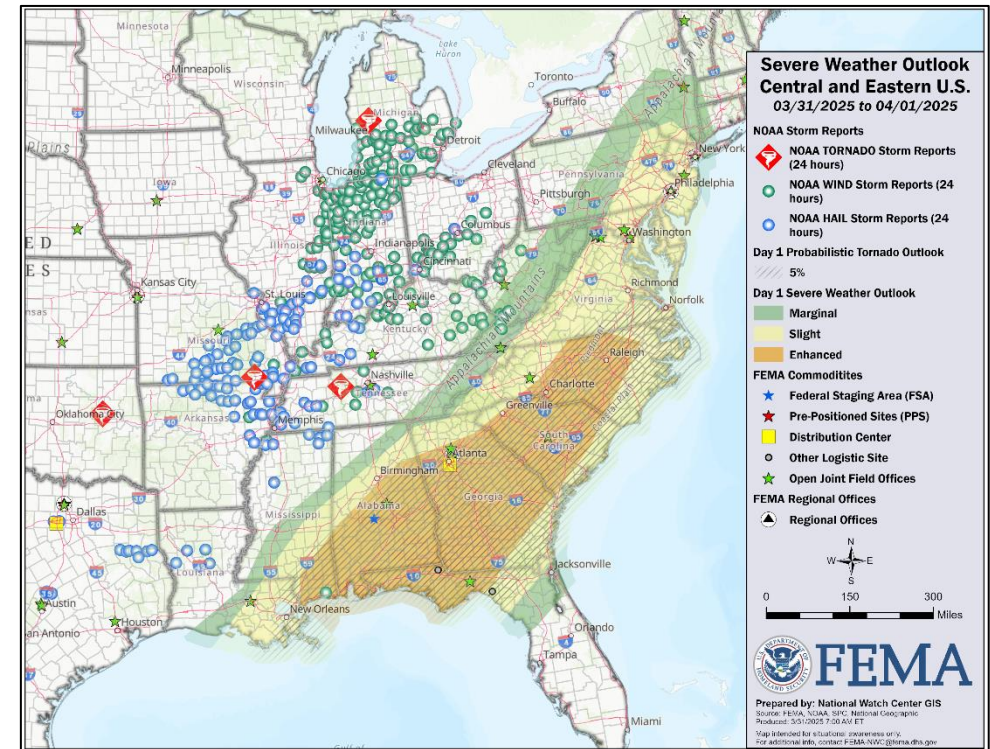
State / Local Response:

- Region IV:
 - AL, MS, and NC SEOCs and the [Mississippi Band of Choctaw Indians](#) are Monitoring (Previous Incidents)
 - FL (Previous Incidents) and SC (Fire) SEOCs are Partial Activation
 - GA SEOC is Normal Operations
 - KY SEOC at Partial Activation
 - TN SEOC is Monitoring
- Region V: All other state EOC are Normal Operation
 - MI SEOC Partial Activation (Ice Storms)
- Region VI:
 - LA, and NM SEOCs are Normal Operations
 - OK SEOC is Monitoring (Severe Weather)
 - TX (Wildfires) SEOC is at Partial Activation
 - TX Gov declared a disaster for Lower Rio Grande Counties (Flash Flooding)
- Region VII: All other state EOC are Normal Operation
 - MO SEOC at Partial Activation (Severe Weather)

FEMA / Federal Response:

- FEMA RIV: RWC is at Monitoring; RRCC is Rostered; R-IMAT 1 Deployed (GA), R-IMAT 2 Deployed (KY); FIT LNOs will deploy to SEOCs as requested
- Region V: RWC is at Enhanced Watch (Severe Weather); RRCC is Rostered; R-IMAT is Reconstituting
- Region VI: MOC is at **Monitoring**; RRCC is Rostered; R-IMAT 1 FMC; R-IMAT 2 is PMC (Personnel)
- FEMA RVII: RWC is Monitoring; RRCC is Rostered; R-IMAT is FMC
- HQ: NWC is at Monitoring; NRCC is Steady State
 - Operations Coordination Call with Regions IV, V, VI, and VII convened Mar 28

The NWC will continue to monitor in coordination with FEMA Regions IV, V, VI, and VII, reporting will continue twice daily in the FEMA National Situation Report (5:00 p.m./3:00 a.m. ET) and the FEMA Daily Operations Briefing (8:30 a.m. ET)



FEMA

Wildfire Summary

| Fire Name (County, ST) | FMAG # | Acres Burned | Percent Contained | Evacuations | Structures (Homes / Other) | | | Fatalities / Injuries |
|--|--|-------------------|----------------------|-------------|----------------------------|---------|-----------|--------------------------|
| | | | | | Threatened | Damaged | Destroyed | |
| Black Cove Complex Black Cove/Deep Woods (Polk, NC) | 5574-FM-NC | 7,473 (+3) | 34% (+1) | M: 447 | H: 325 | H: 1 | H: 8 | 0 / 1 |
| | | | | V: 0 | O: 143 | O: 0 | O: 10 | |
| Table Rock Complex Table Rock/ Persimmon/Table Rock NC Fire (Pickens, SC/ Greenville, SC, Transylvania, NC) | 5575-FM-SC 5576-FM-SC 5578-FM-NC | 15,244 (+1702) | 13% | M: 0 | H: 1,300 | H: 0 | H: 0 | 0 / 2 |
| | | | | V: 0 | O: 1 | O: 0 | O: 0 | |
| Alarka #5 (Swain, NC) | 5577-FM-NC | 1,511 (+121) | 37% (+19) | M: 30 | H: 0 (-183) | H: 0 | H: 1 | 0 / 0 |
| | | | | V: 0 | O: 0 | O: 0 | O: 0 | |

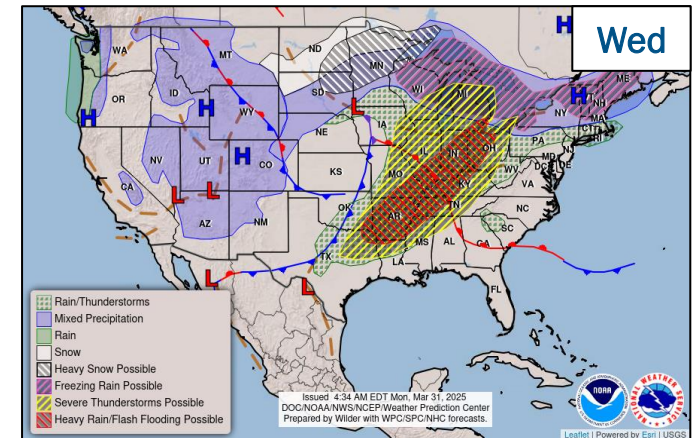
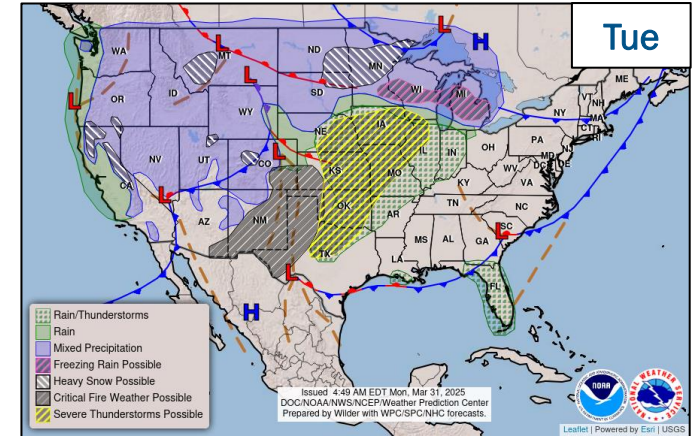
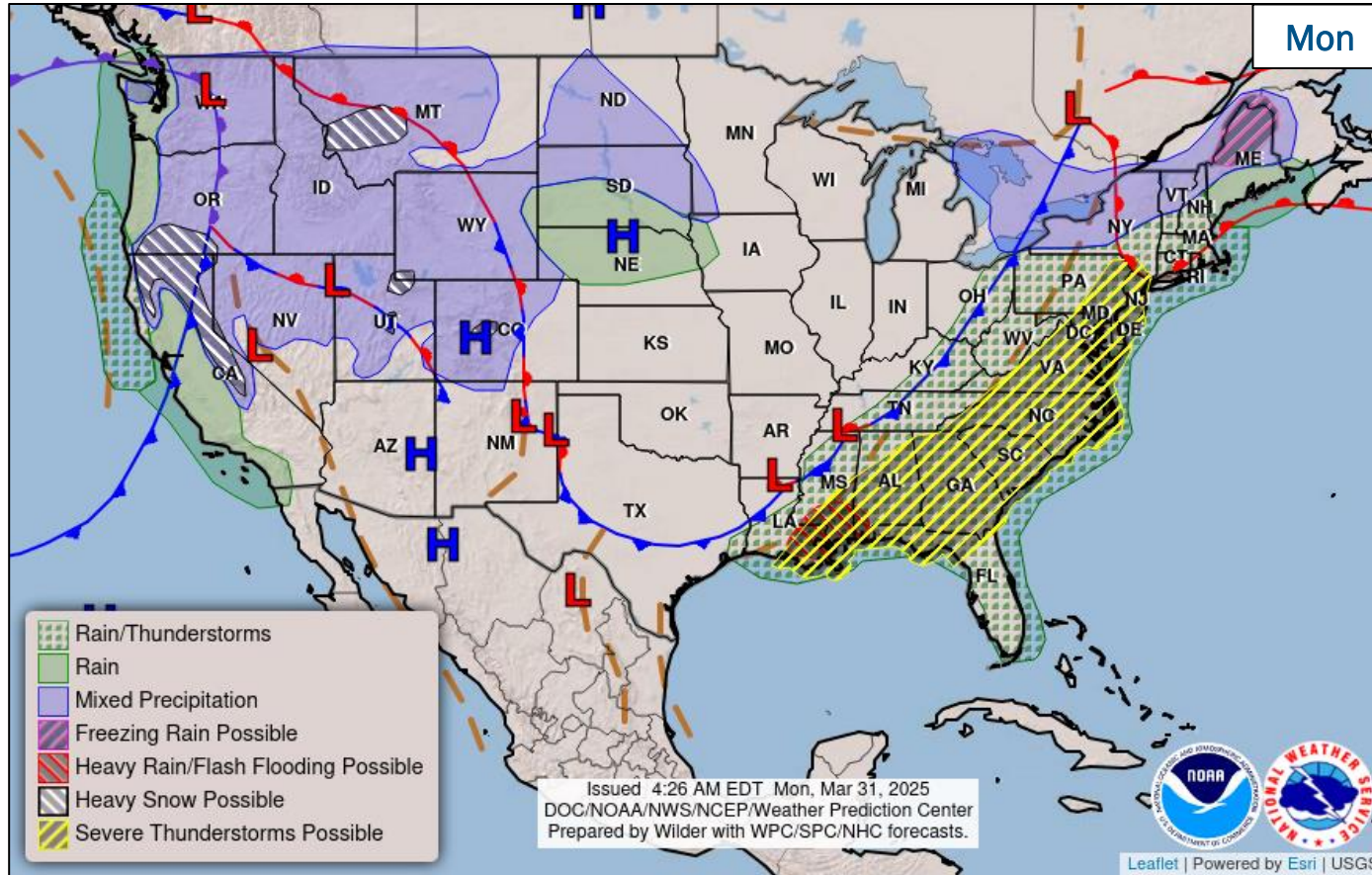
(Evacuations: M = Mandatory / V = Voluntary; Structures: H = Homes and Mixed Commercial/Residential / O = Non-residential Commercial/Other Minor Structures)



FEMA

National Watch Center

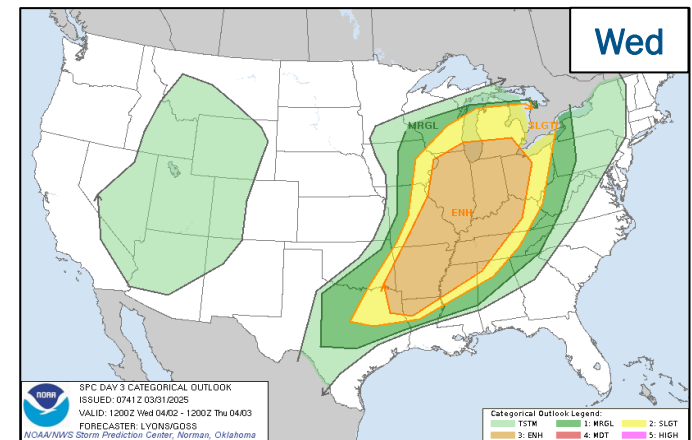
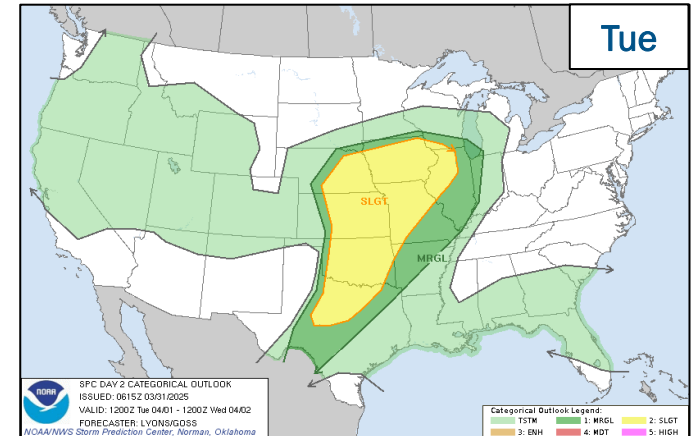
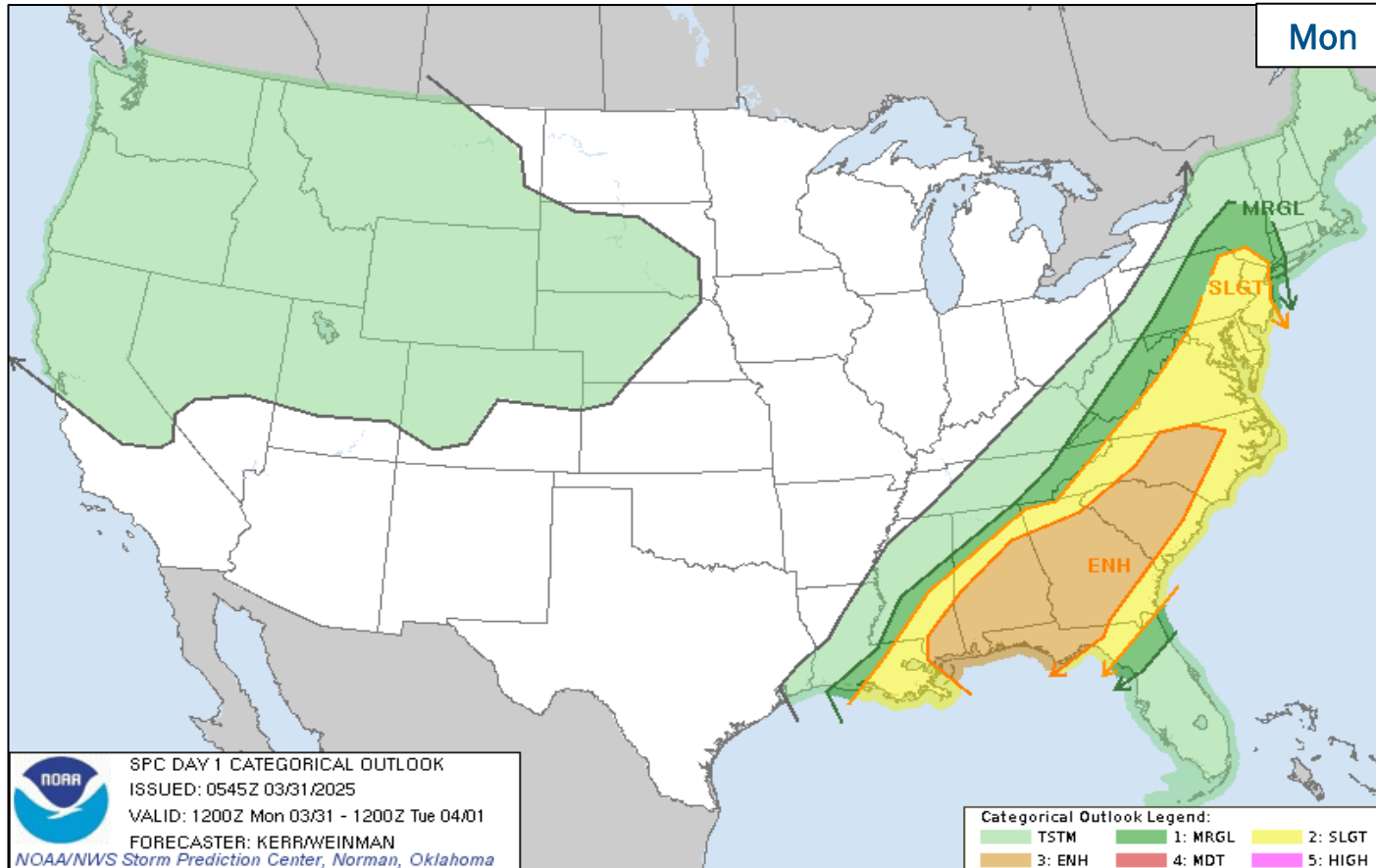
National Weather Forecast



FEMA

National Watch Center

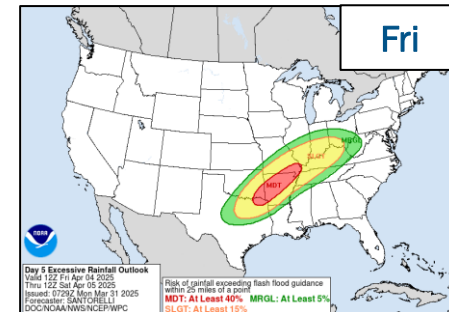
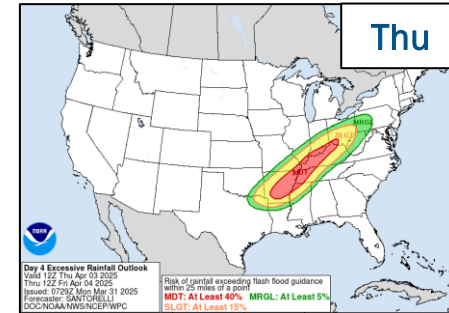
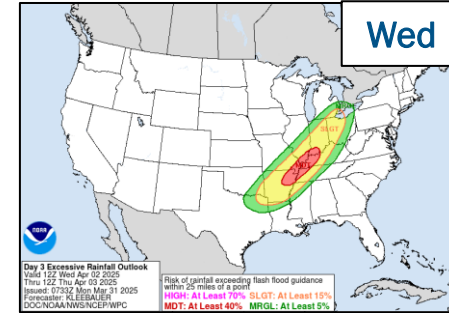
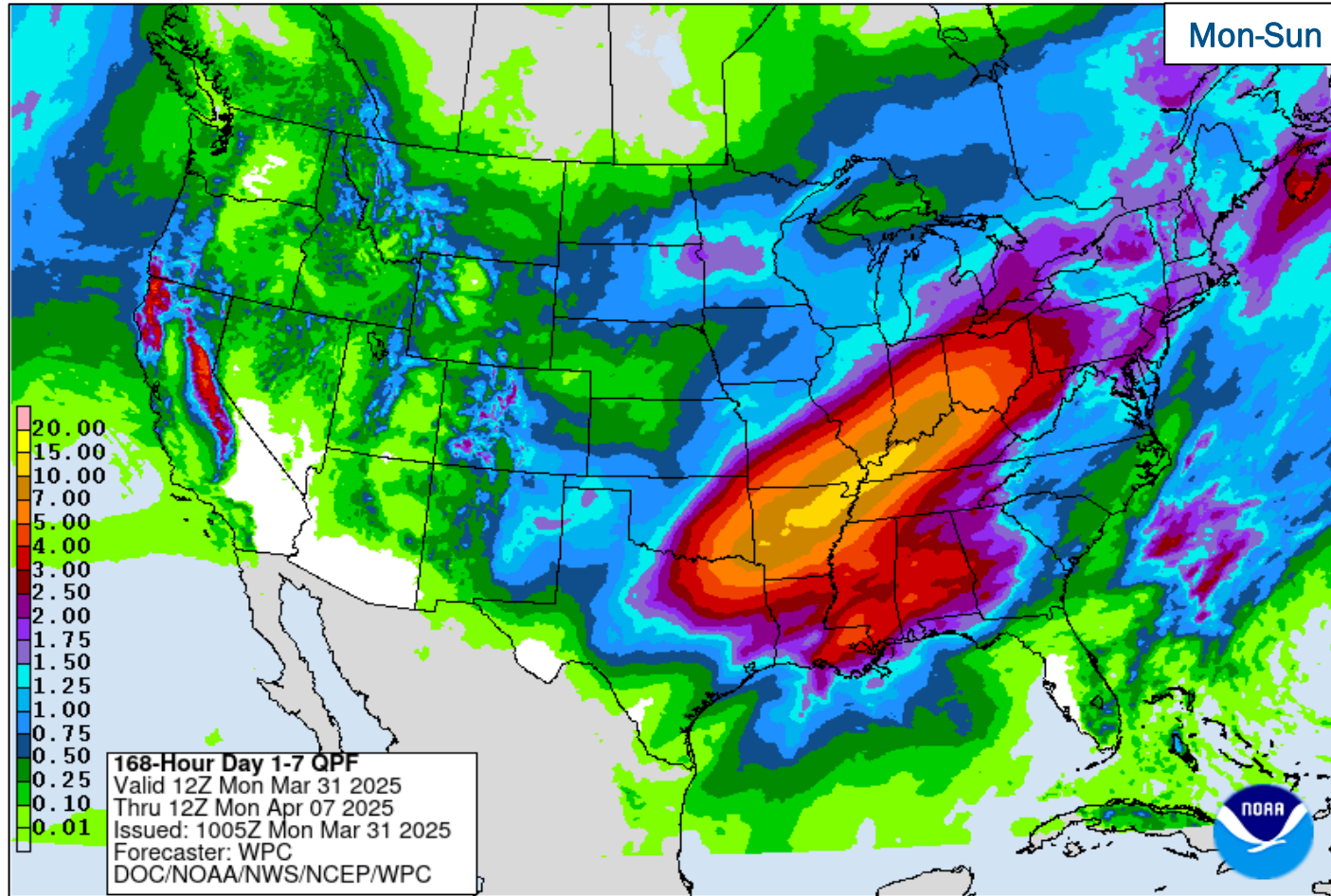
Severe Weather Outlook



FEMA

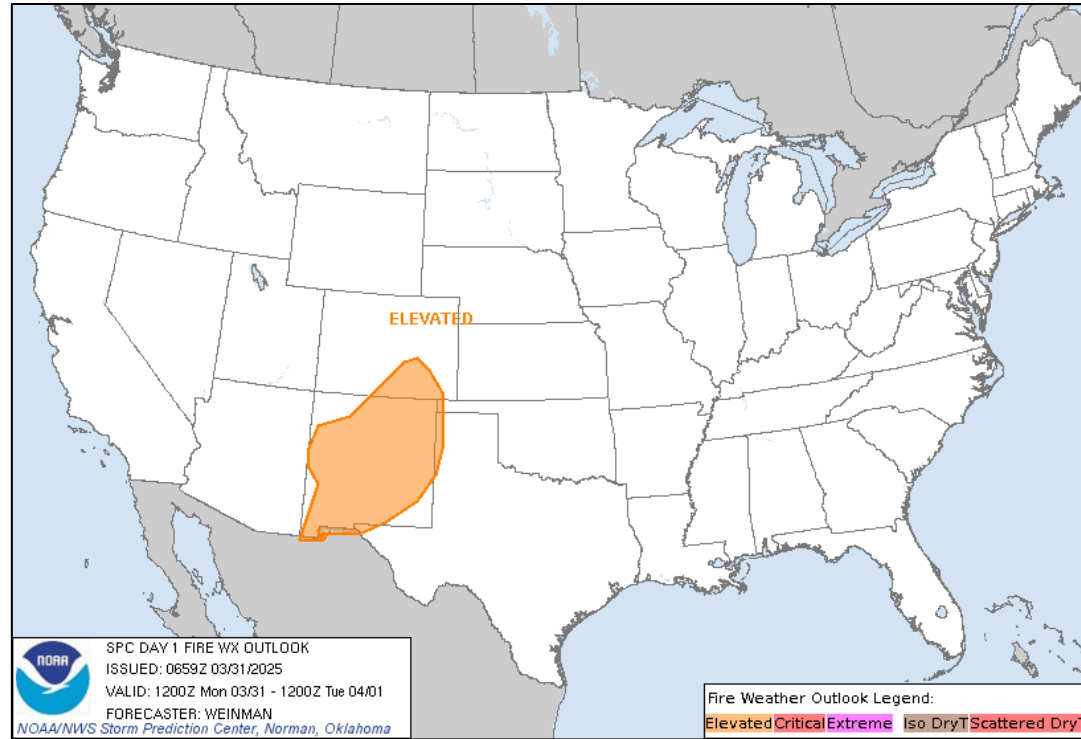
National Watch Center

Precipitation & Excessive Rainfall

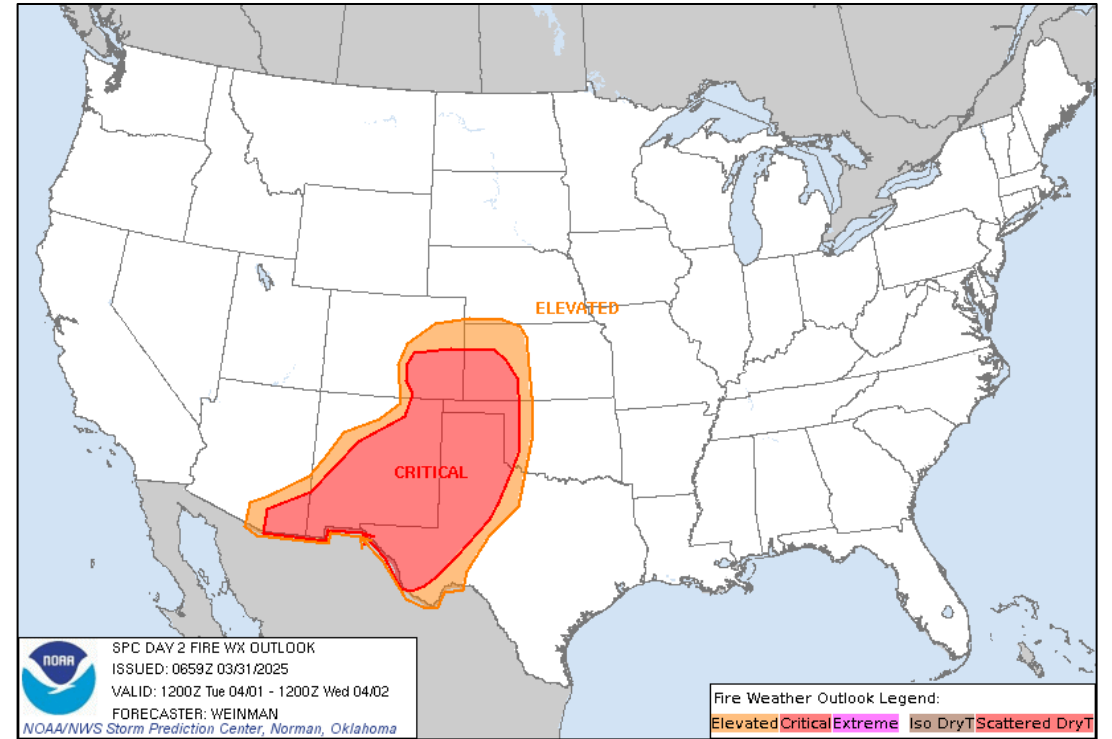


FEMA

Fire Weather Outlook



Today



Tomorrow



FEMA

National Watch Center

FEMA Common Operating Picture

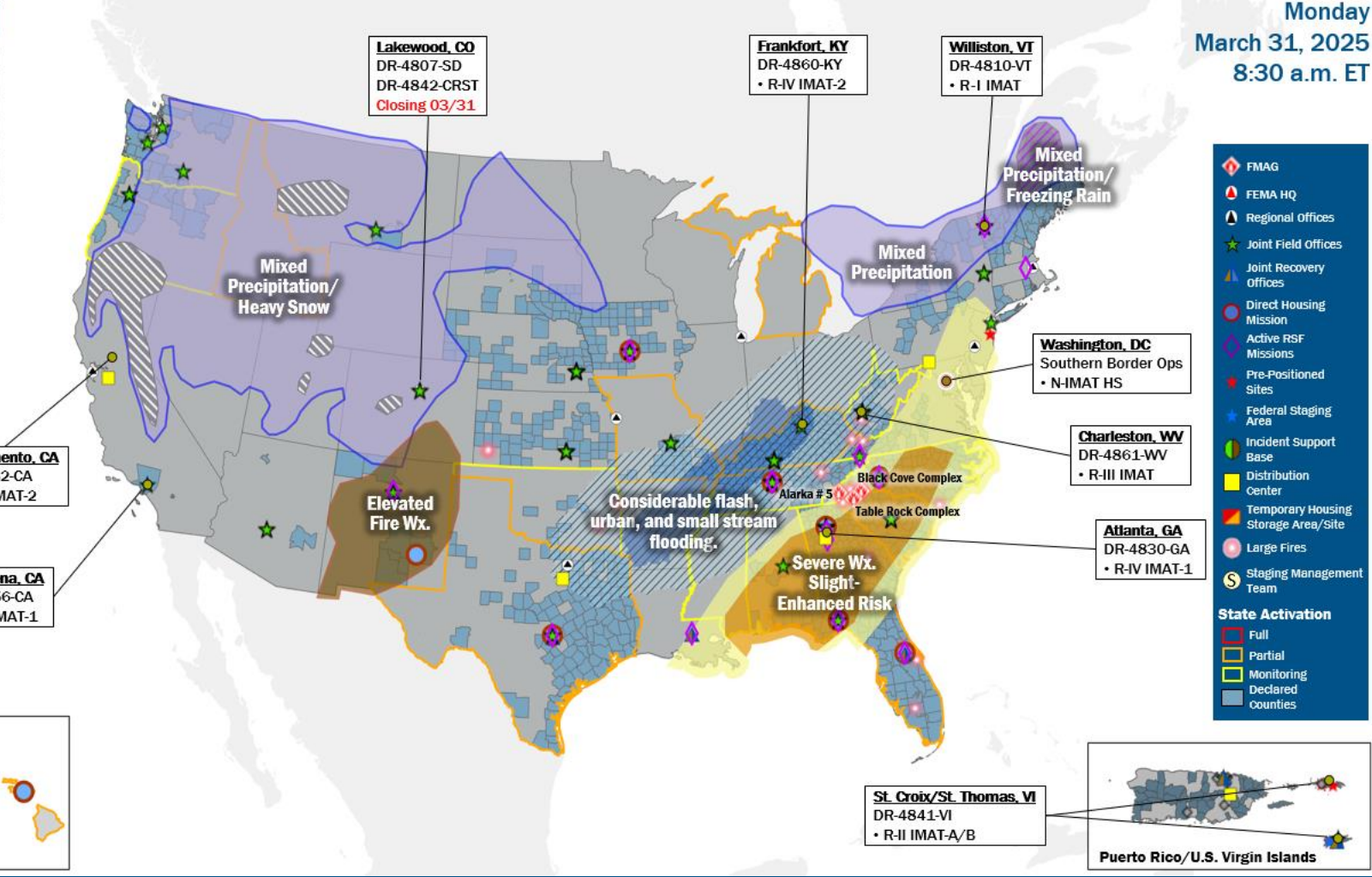
32 Joint Field Offices **91 + 8** Major Disasters **12** Direct Housing Missions **28** RSF-Supported Disasters **6** Joint Recovery Offices

Monday
March 31, 2025
8:30 a.m. ET

| FEMA HQ | |
|--|---|
| NWC | NRCC |
| Monitoring | Steady State |
| FEMA REGIONS | |
| Watch | RRCC |
| Monitoring I | Rostered |
| Monitoring II | Rostered |
| Monitoring III | Rostered |
| Enhanced IV | Rostered |
| Enhanced V | Rostered |
| Monitoring VI | Rostered |
| Monitoring VII | Rostered |
| Monitoring VIII | Rostered |
| Monitoring IX | Rostered |
| Monitoring X | Rostered |
| Notes: | |
| NRCC/RWCs/RRCCs: • Region IV & V RWC: Severe Weather | State EOCs: • HI/OK/SC/TX: Wildfires • WV: Winter Storms • KY/AL/OK/TN/FL/MS: Severe Weather • FL/NC: Previous Incidents • OR/ID: Flooding • MI: Ice Storm |
| Volunteer Force | |
| Rostered 7,960 | Deployed 1 |
| Surge Capacity Force | |
| Rostered 8,872 | Deployed 0 |

| N-IMATs | |
|---------------------|----------------|
| 2-5 Teams Available | |
| Red | |
| White | |
| Blue | |
| Gold | |
| HS | DC (Jan 28) |
| R-IMATs | |
| 4-6 Teams Available | |
| I | 3 / VT (Jan 6) |
| II | USVI (Oct 30) |
| III | WV (Feb 28) |
| IV-1 | GA (Mar 18) |
| IV-2 | KY (Feb 16) |
| V | Reconstituting |
| VI-1 | |
| VI-2 | Personnel |
| VII | |
| VIII | 2 |
| IX-1 | CA (Jan 8) |
| IX-2 | CA (Mar 6) |
| X | 1 |

| REGIONAL BREAKDOWN | | | | |
|--------------------|-----|----|----|-----|
| | JFO | DR | EM | JRO |
| I | 3 | 11 | 0 | 0 |
| II | 4 | 6 | 0 | 2 |
| III | 2 | 7 | 1 | 0 |
| IV | 8 | 29 | 7 | 1 |
| V | 0 | 0 | 0 | 0 |
| VI | 2 | 6 | 0 | 3 |
| VII | 4 | 14 | 0 | 0 |
| VIII | 2 | 3 | 0 | 0 |
| IX | 2 | 5 | 0 | 0 |
| X | 5 | 10 | 0 | 0 |



- FMAG
- FEMA HQ
- Regional Offices
- Joint Field Offices
- Joint Recovery Offices
- Direct Housing Mission
- Active RSF Missions
- Pre-Positioned Sites
- Federal Staging Area
- Incident Support Base
- Distribution Center
- Temporary Housing Storage Area/Site
- Large Fires
- Staging Management Team

State Activation

- Full
- Partial
- Monitoring
- Declared
- Counties

IM Workforce

14,140 Assigned
4,862 (-4) Unavailable
6,972 (-4) Deployed

16% / 2,306 (+8) Available

IM Cadre Availability

19 Cadres ≤ 25% Availability

Civil Rights: 18% (32/179); Disaster Field Training Operations: 23% (23/98); Disability Integration: 13% (5/39); Disaster Survivor Assistance: 22% (288/1,303); External Affairs: 7% (26/396); Environmental Planning and Historic Preservation: 13% (114/883); Field Leadership: 10% (14/143); Financial Management: 19% (44/233); Hazard Mitigation: 11% (129/1,224); Human Resources: 13% (23/178); Individual Assistance: 13% (342/2,652); Interagency Recovery Coordination: 23% (79/342); Information Technology: 19% (138/713); Logistics: 13% (212/1,632); Operations: 16% (60/372); Public Assistance: 13% (292/2,308); Planning: 4% (18/460); Safety: 15% (14/94); Security: 10% (13/136)

MERS

≥ 66%

36 Assigned
0 Unavailable
0 Deployed

36 Available

US&R

≥ 66%

28 Assigned
2 Unavailable
0 Deployed

26 Available

FCO

≤ 1 Type I

49 Assigned
3 Unavailable
43 (26 FCOR) Deployed

3 Available

Joint Preliminary Damage Assessments

| Region | State / Location | Incident | IA | Number of Counties | | Start - End |
|--------|------------------|---|----|--------------------|----------|-------------|
| | | | PA | Requested | Complete | |
| IV | MS | Tornadoes, Thunderstorms, and Flash Flooding Mar 14-15 | IA | 14 | 14 | 3/24 - 3/26 |
| | | | PA | 18 | 17 | 3/27 - TBD |
| VII | MO | Severe Storms and Tornadoes Mar 14-15 | IA | 25 | 25 | 3/20 - 3/25 |
| | | | PA | 22 | 13 | 3/25 - TBD |
| | NE | Blizzard and Severe Weather Mar 18-19 | IA | 0 | 0 | TBD |
| | | | PA | 29 | 0 | 3/31 - TBD |



FEMA

Declaration Requests in Process – 7

| State / Tribe / Territory – Incident Description | Type | IA | PA | HM | Requested |
|--|------|----|----|----|-----------|
| CA – Park and Borel Fires (Appeal) | DR | X | X | X | Dec 2 |
| WA – Severe Storms, Straight-line Winds, Flooding, Landslides, and Mudslides | DR | | X | X | Jan 14 |
| KY – Severe Winter Storms and Snowstorms | DR | | X | X | Jan 30 |
| VA – Severe Winter Storms, Tornadoes, and Flooding | DR | X | X | X | Feb 26 |
| TN – Severe Storms and Flooding | DR | X | | X | Mar 18 |
| AR – Severe Storms and Tornadoes | DR | X | | X | Mar 21 |
| OK – Wildfires and Straight-line Winds | DR | X | | X | Mar 21 |



FEMA



FEMA

Helping people before, during, and after disasters.



Scan to subscribe to this briefing.