

FEMA National Watch Center

Daily Operations Briefing

Friday, March 31, 2023

8:30 a.m. ET



FEMA

National Current Ops / Monitoring

New Significant Incidents / Ongoing Ops

- Severe Weather – Upper and Lower Mississippi Valley

Hazard Monitoring

- Severe Thunderstorms, Heavy Rain/Flash Flooding possible – Middle and Lower Mississippi Valleys, Tennessee, and Ohio Valleys , and portions of Southern Plains
- Mixed Winter Precipitation – Pacific Northwest and California to the Great Lakes, and the Northeast
- Critical Fire Weather – portions of Southern and Central Rockies, and the Southern and Central Plains

Disaster Declaration Activity

- Amendment No. 1 FEMA-4697-DR-MS

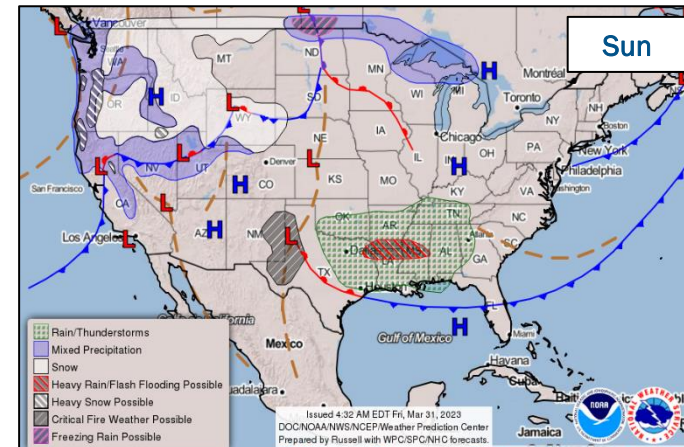
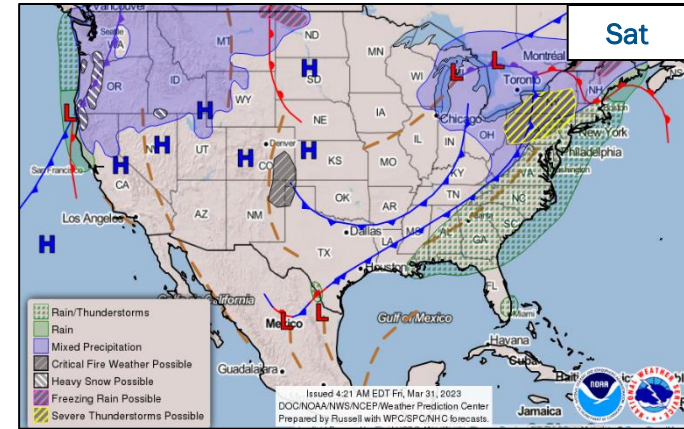
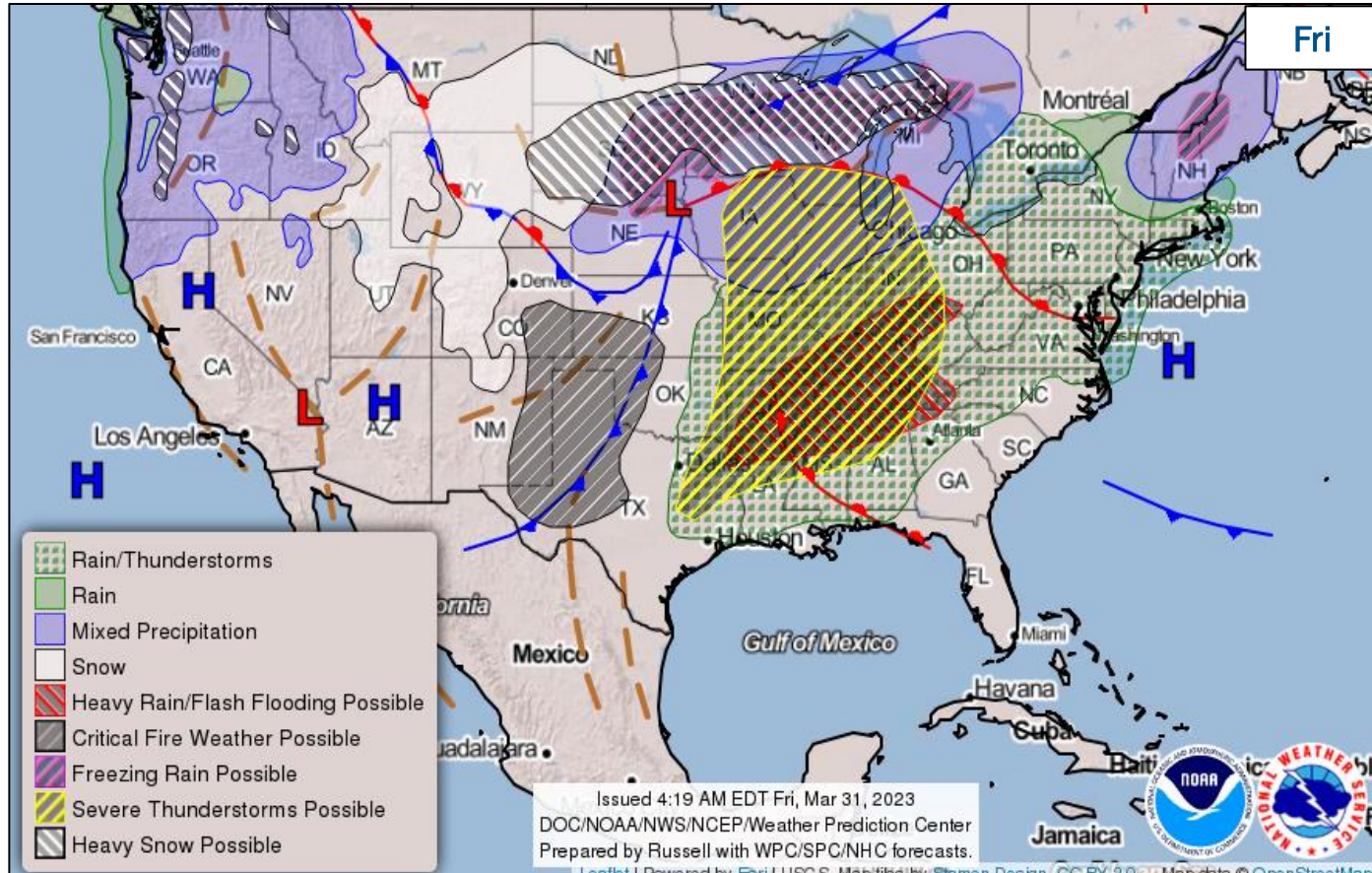
Event Monitoring

- No significant events



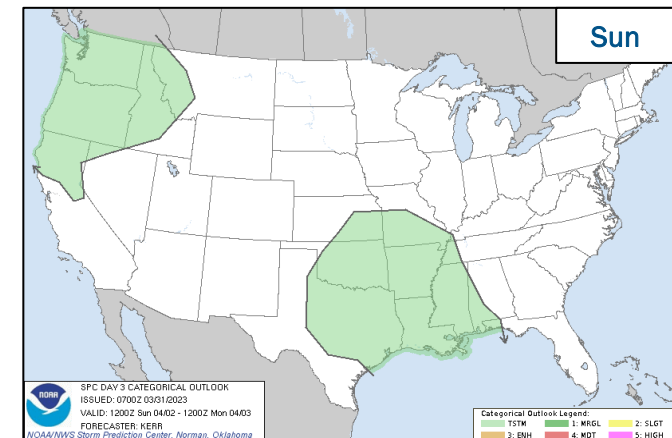
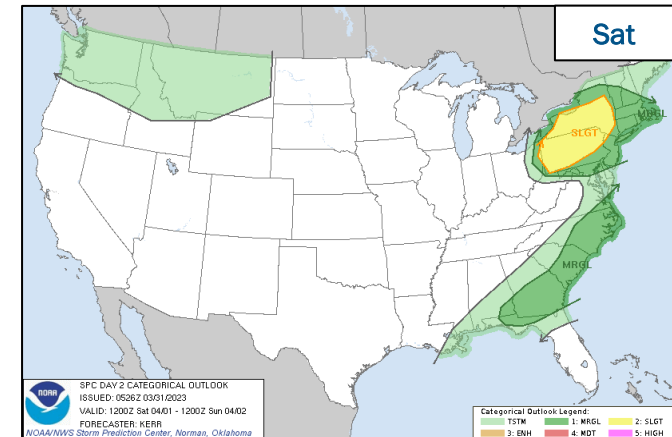
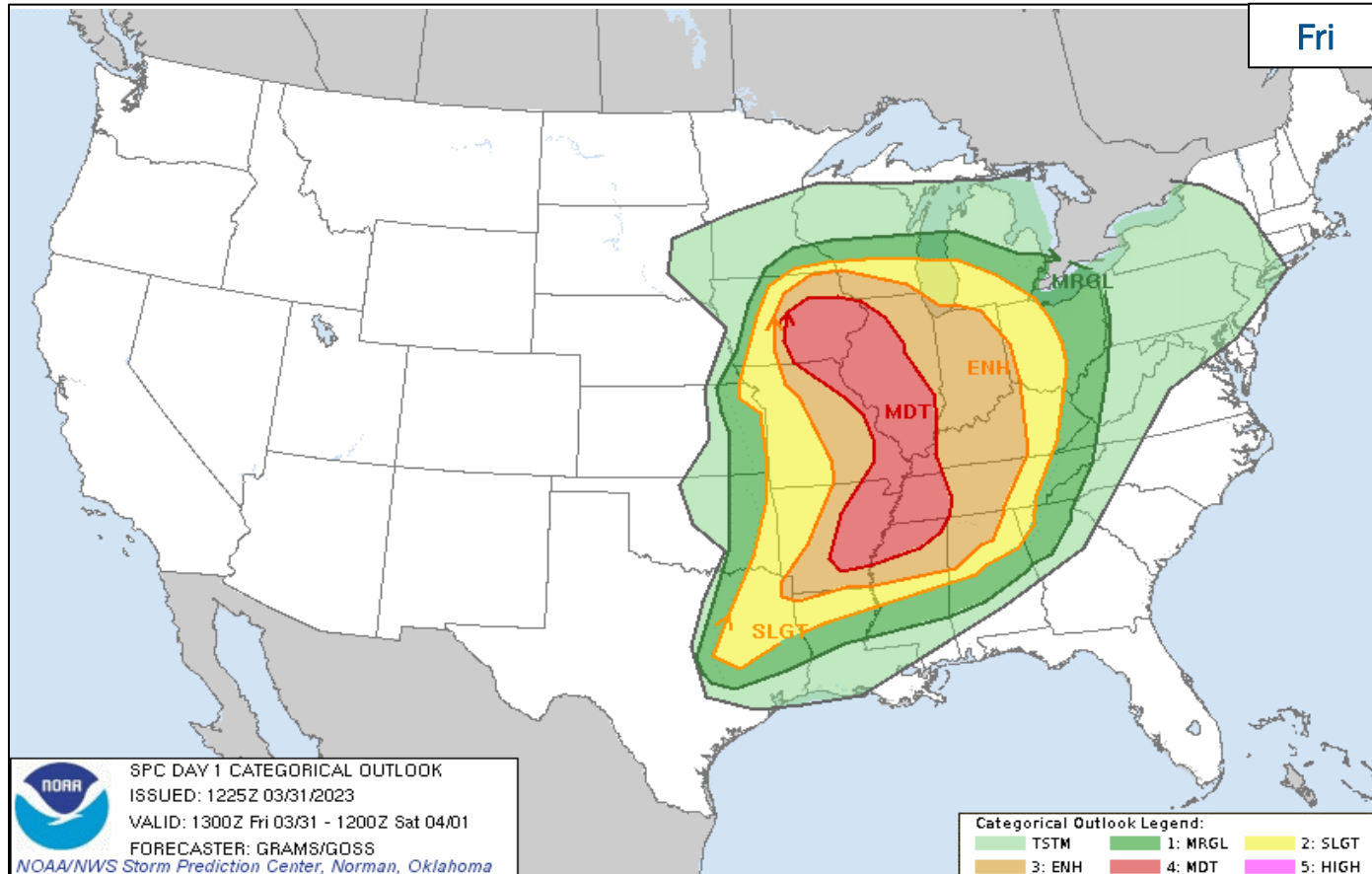
FEMA

National Weather Forecast



FEMA

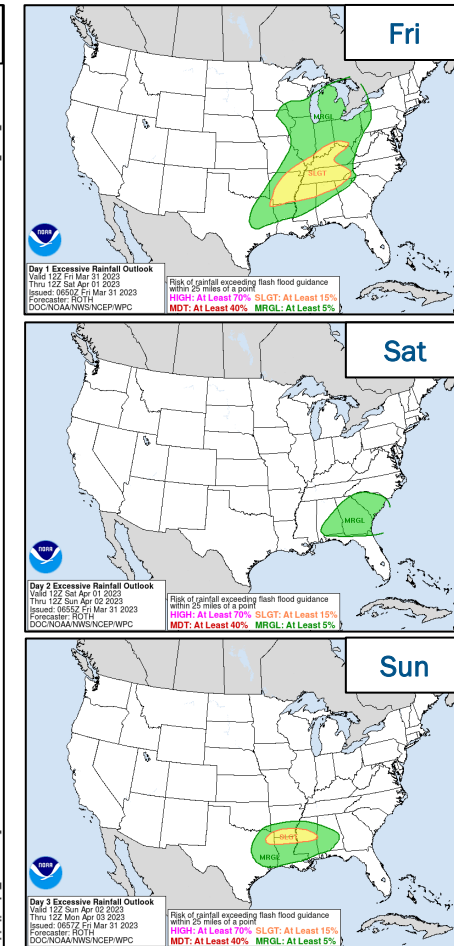
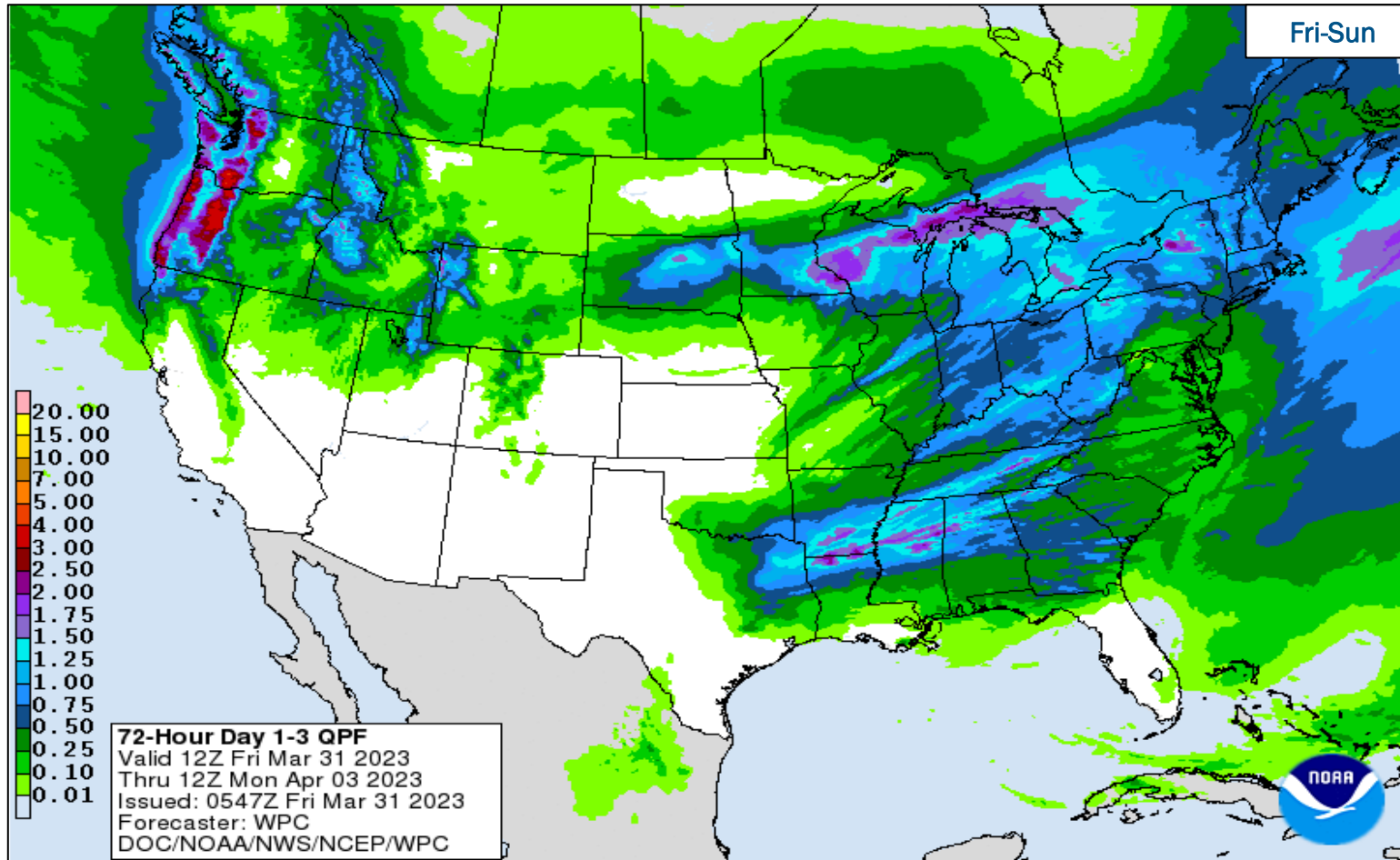
Severe Weather Outlook



FEMA

National Watch Center

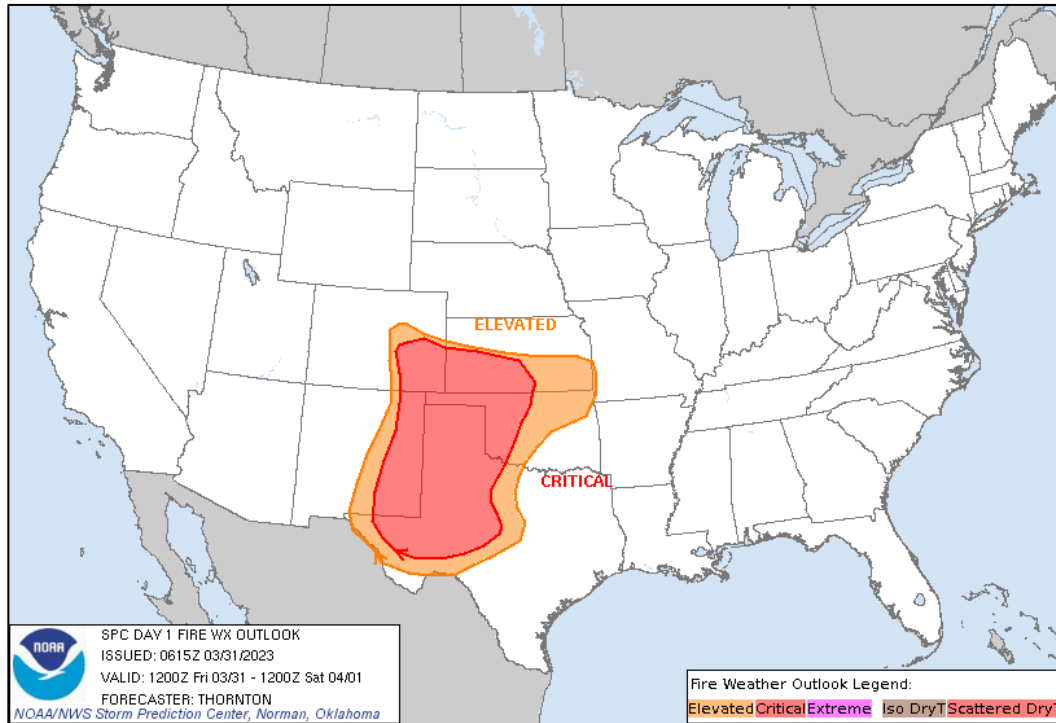
Precipitation & Excessive Rainfall



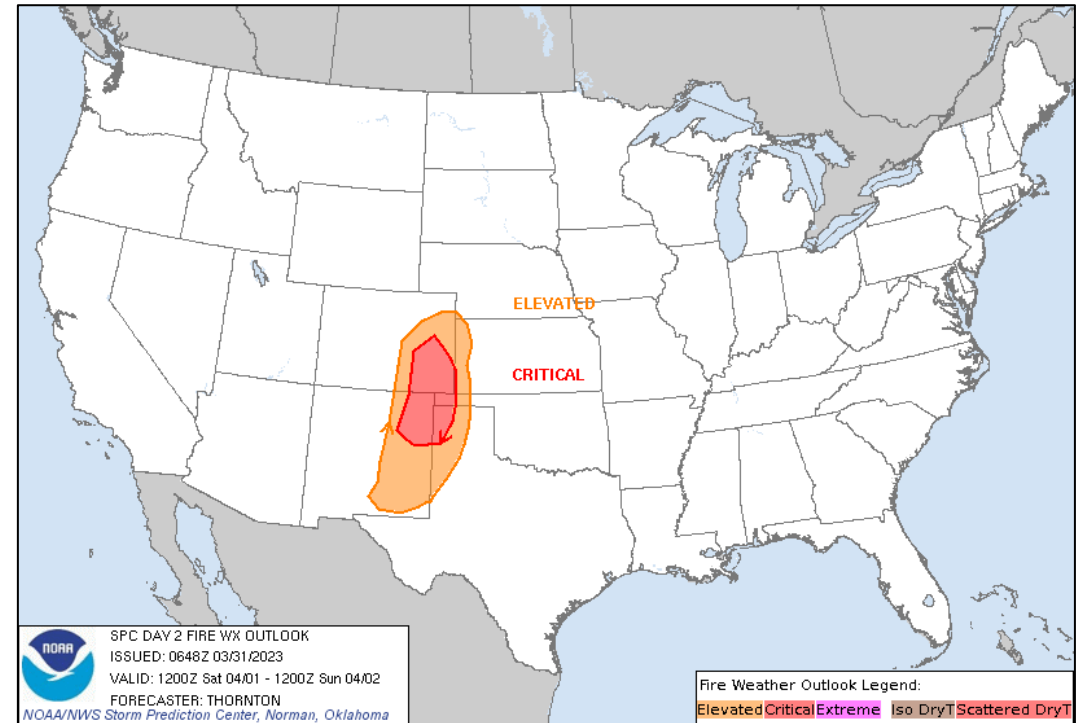
FEMA

National Watch Center

Fire Weather Outlook



Today



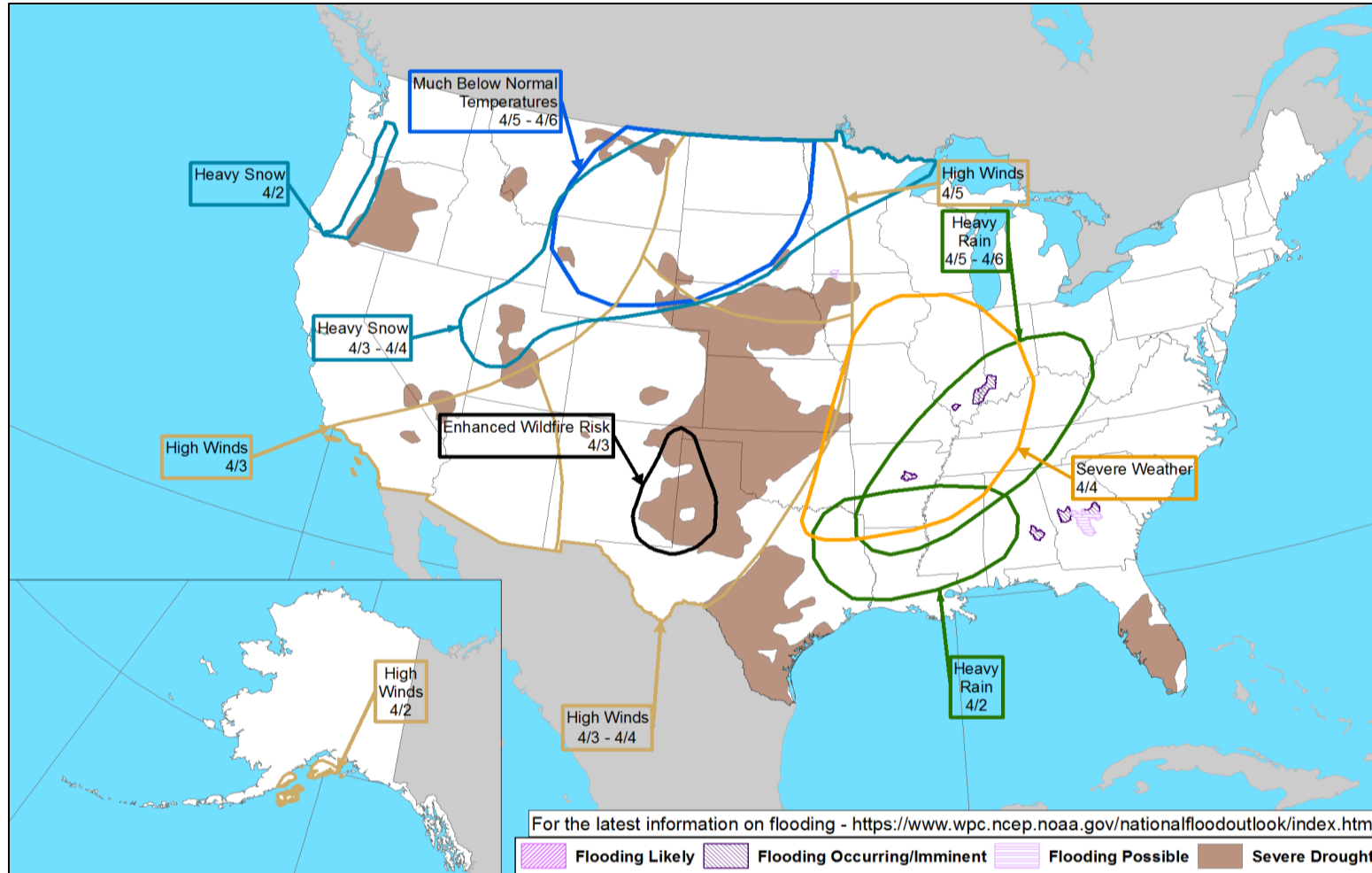
Tomorrow



FEMA

National Watch Center

Hazards Outlook – April 2-6



FEMA

FEMA Common Operating Picture

11 + **9** Supporting
 Joint Field Offices Virtual Joint Field Offices
55 + **11** Major Disasters Emergency Declarations
8 Direct Housing Missions
12 RSF-Supported Disasters

Friday
 March 31, 2023
 8:30 a.m. ET

FEMA HQ		
NWC	NRCC	
Monitoring	Rostered	
FEMA REGIONS		
Watch	RRCC	
Monitoring	I	Rostered
Monitoring	II	Rostered
Monitoring	III	Rostered
Monitoring	IV	Rostered
Enhanced	V	Rostered
Monitoring	VI	Rostered
Monitoring	VII	Rostered
Monitoring	VIII	Rostered
Monitoring	IX	Rostered
Monitoring	X	Rostered
Notes:		
RWC/RRCC: RV RWC Enhanced Watch (Severe Weather)	STATE EOCs: PR: TC Fiona DC: 1* Amendment Activities AL/MS/GA/TN: Severe Weather FL: TC Ian TX: Ongoing Operations CO: Avian Influenza, Public Health Support, and Suncor Refinery AZ/CO: SW Border Coordination WY/NM: Winter Weather CA/HI/UT: Flooding AS/CA: Seismic Activity OR: Respiratory Illness (RSV & Influenza) (8) State/Territory EOCs activated for COVID Support	
Surge Capacity Force		
Rostered 7,395	Deployed 0	

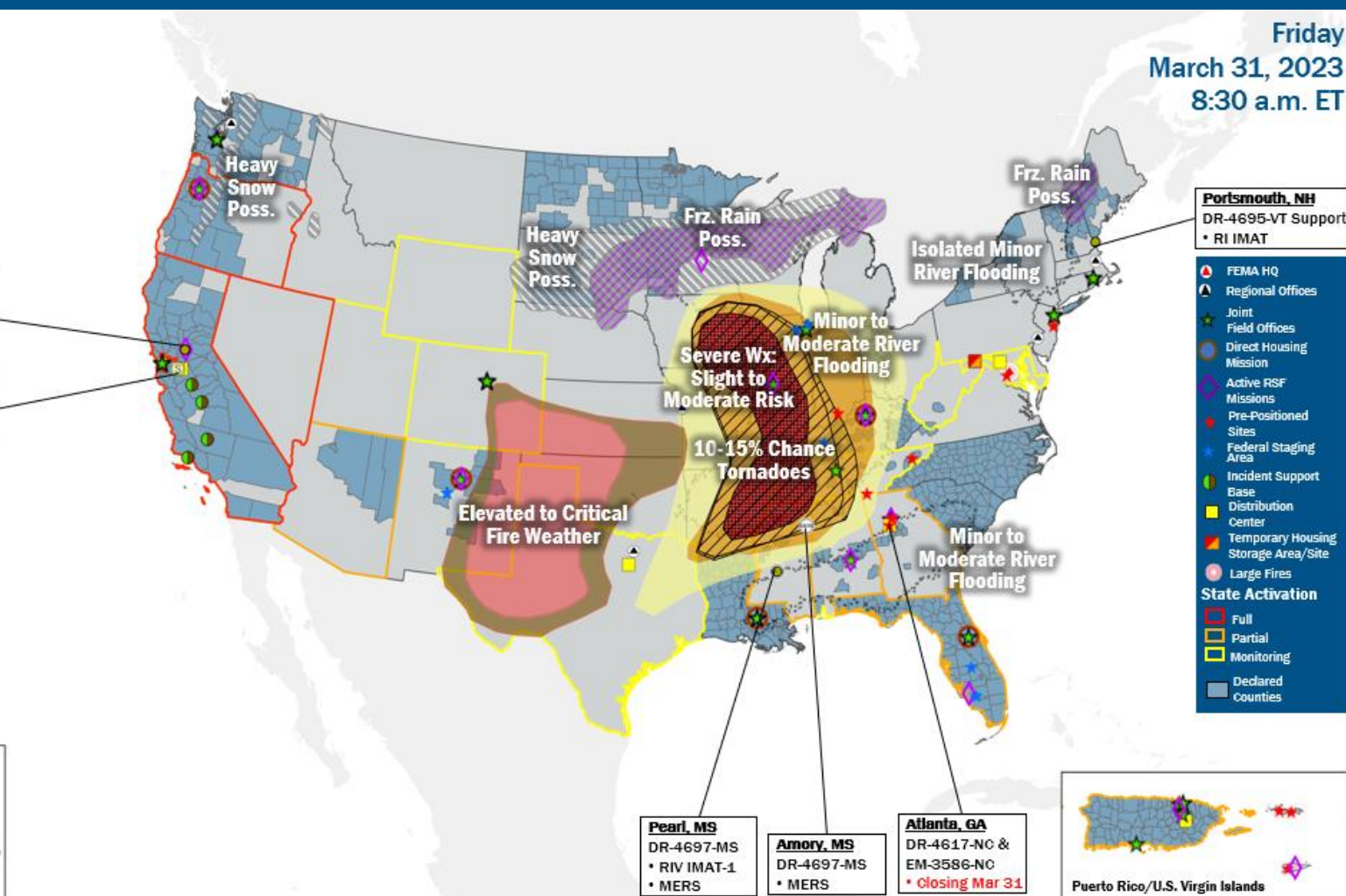
N-IMATs	
2-4 Teams Available	
Red	
White	
Blue	
Gold	
R-IMATs	
≥ 7 Teams Available	
I	NH
II	
III	
IV-1	MS
IV-2	
V	Reconstituting
VI-1	
VI-2	1
VII	
VIII	
IX-1	CA
IX-2	CA
X	

REGIONAL BREAKDOWN			
	JFO/VJFO	DR	EM
I	1/0	6	0
II	2/3	4	4
III	0/0	3	0
IV	4/1	11	3
V	1/1	4	0
VI	1/1	2	3
VII	0/0	0	0
VIII	0/1	5	0
IX	0/1	8	1
X	2/1	12	0



Sacramento, CA
 DR-4683-CA
 • RIX IMAT-1/2
 EM-3592-CA

Tracy, CA
 EM-3592-CA
 • SMT/ISB



Pearl, MS
 DR-4697-MS
 • RIV IMAT-1
 • MERS

Amory, MS
 DR-4697-MS
 • MERS

Atlanta, GA
 DR-4617-NC &
 EM-3586-NC
 • Closing Mar 31



IM Workforce

13,437 (+19) Assigned
 4,131 (-37) Unavailable
 5,458 (+121) Deployed

29% / 3,848 (-108) Available

IM Cadre Availability ≤ 25% Availability

Civil Rights: 21% (25/120); Disability Integration: 10% (6/60);
 Environmental Planning and Historic Preservation: 17% (138/831); Field Leadership: 15% (21/141);
 Hazard Mitigation: 18% (220/1,216); Human Resources: 19% (31/163); Operations: 18% (65/358);
 Public Assistance: 12% (251/2,175); Planning: 13% (57/453); Safety: 15% (12/80);
 Security 23% (34/146)

MERS

≥ 66%

36 Assigned
 0 Unavailable
 2 Deployed

34 Available

US&R

≥ 66%

28 Assigned
 2 Unavailable
 0 Deployed

26 Available

FCO

≤ 1 Type I

49 Assigned
 5 Unavailable
 41 (+1) (24 FCO) Deployed

3 (-1) Available

Joint Preliminary Damage Assessments

Region	State / Location	Incident	IA	Number of Counties		Start - End
			PA	Requested	Complete	
II	NY	Severe Winter Storm Dec 23-25	IA	0	0	N/A
			PA	7	5	1/24 - TBD
IV	TN	Severe Storms and Flooding Mar 1-3	IA	0	0	N/A
			PA	47	24 (+15)	3/28 - TBD
	GA	Severe Storms Mar 24-25	IA	2	0	4/4 - TBD
			PA	0	0	N/A
VI	TX	Winter Storm Jan 29 and continuing	IA	0	0	N/A
			PA	29	3	3/6 - TBD
IX	NV	Severe Widespread Flooding Mar 8	IA	0	0	N/A
			PA	8	6 (+4)	3/20 - TBD
	CA	Severe Weather and Flooding Mar 9 and continuing	IA	9	0	3/18 - TBD
			PA	2	0	3/18 - TBD
	Hoopa Valley Tribe	Severe Widespread Flooding Feb 14-Mar 7	IA	1	0	3/24 - TBD
			PA	1	0	3/24 - TBD
	Tule River Tribe	Severe Widespread Flooding Mar 10 and continuing	IA	1	0	3/23 - TBD
			PA	1	0	3/24 - TBD



FEMA

Declaration Requests in Process – 11

State / Tribe / Territory – Incident Description	Type	IA	PA	HM	Requested
Choctaw Nation of Oklahoma – Tornadoes	DR		X	X	Jan 3
WV – Severe Storms, Flooding, Landslides, and Mudslides (Appeal)	DR	X	X	X	Jan 27
TX – Severe Winter Storm	DR		X	X	Feb 21
OR – Severe Winter Storm, Straight-line Winds, Flooding, Landslides, and Mudslides	DR		X	X	Feb 27
CA – Heat Dome and Wildfires (Appeal)	DR		X	X	Mar 5
Navajo Nation – Severe Winter Storms, Snowstorm, and Flooding	DR		X	X	Mar 20
AR – Severe Winter Storms	DR		X	X	Mar 20
ND – Severe Winter Storm	DR		X	X	Mar 21
KY – Severe Storms, Straight-line Winds, Flooding, Landslides, and Mudslides	DR		X	X	Mar 27
KY – Severe Storms, Straight-line Winds, Flooding, Landslides, and Mudslides	DR	X	X	X	Mar 29
CA – Severe Storms, Straight-line Winds, Flooding, Landslides, and Mudslides	DR	X	X	X	Mar 29



FEMA

Declaration Amendments

Declaration	Number	Issued	Action
FEMA-4697-DR-MS	1	Mar 30	Adds 6 counties for Individual and Public Assistance



FEMA



FEMA

Helping people before, during, and after disasters.



Scan to subscribe to this briefing.