

FEMA National Watch Center

Daily Operations Briefing

Wednesday, March 29, 2023

8:30 a.m. ET



FEMA

National Current Ops / Monitoring

New Significant Incidents / Ongoing Ops

- No significant incidents / operations

Hazard Monitoring

- Heavy Snow – Central Great Basin and Northern Intermountain

Disaster Declaration Activity

- No new declaration activity

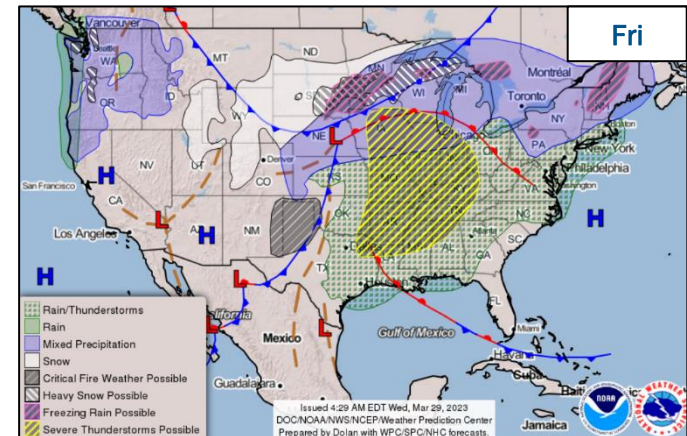
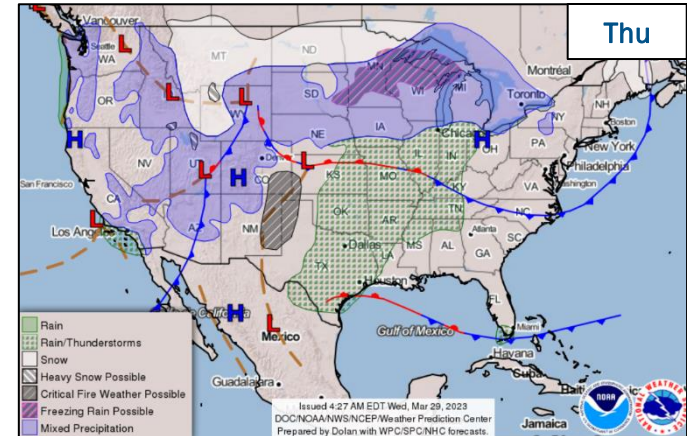
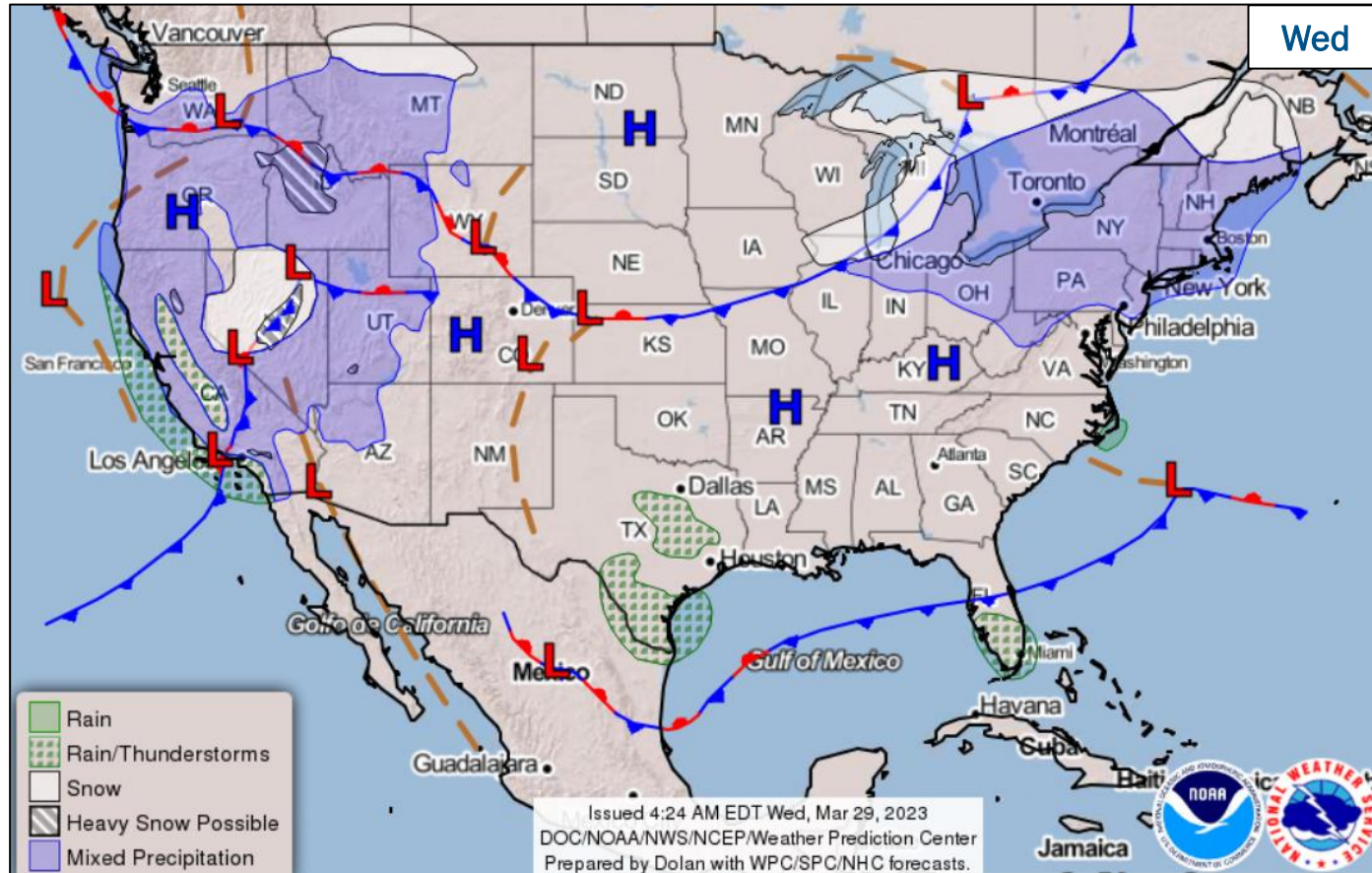
Event Monitoring

- No significant events



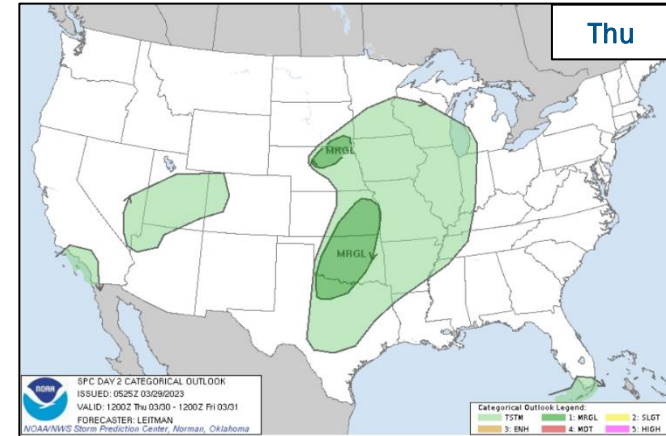
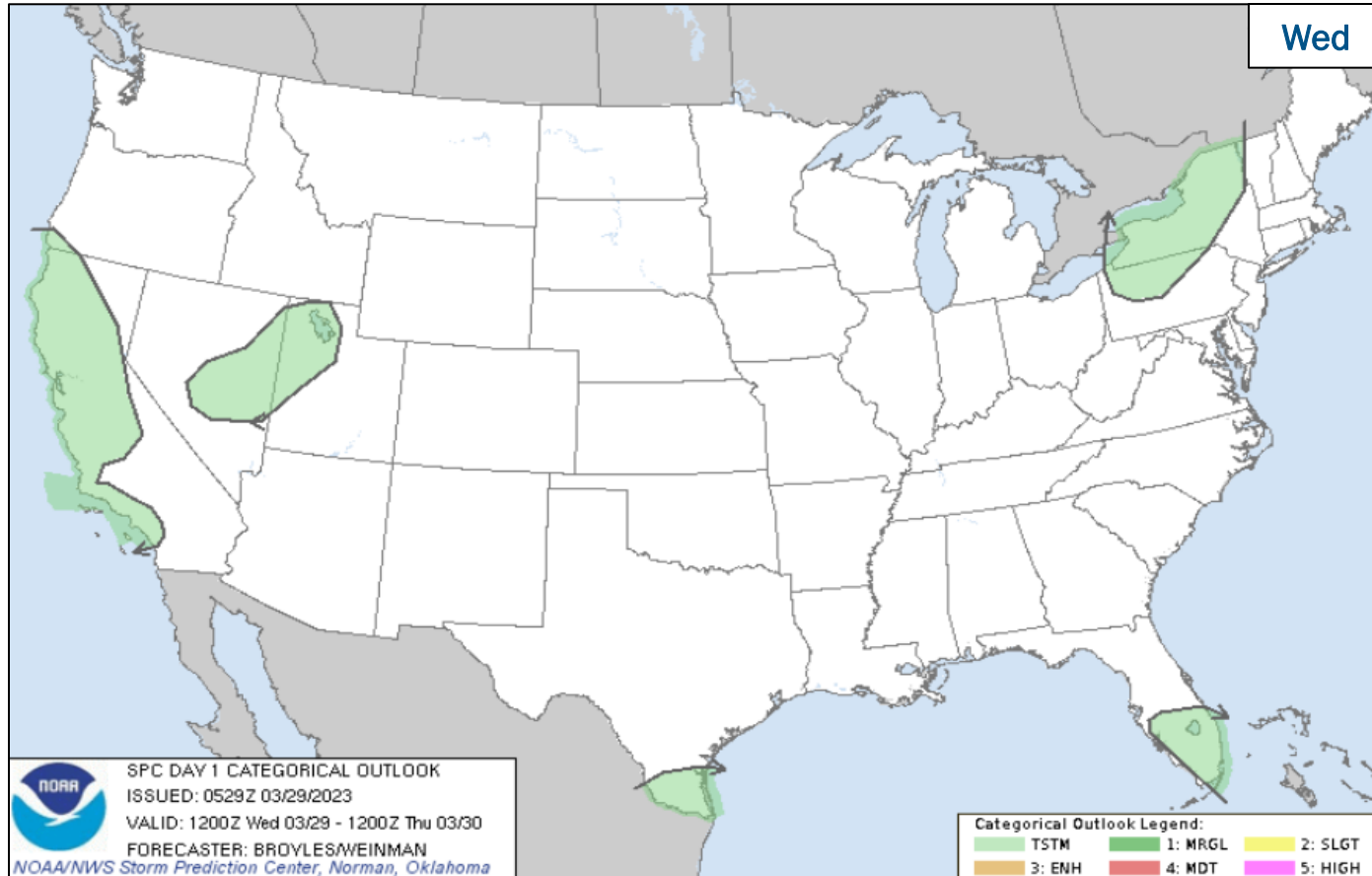
FEMA

National Weather Forecast



FEMA

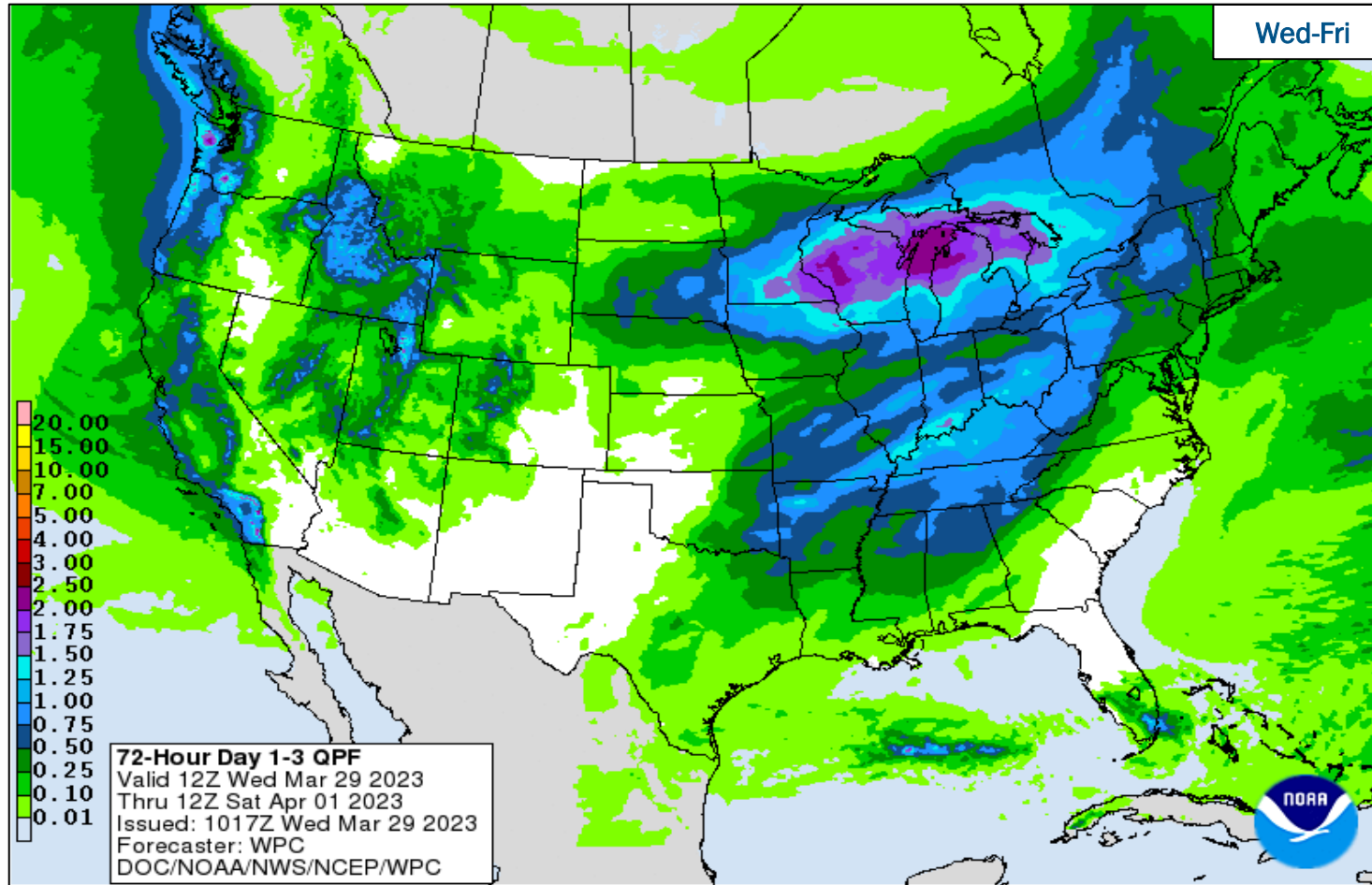
Severe Weather Outlook



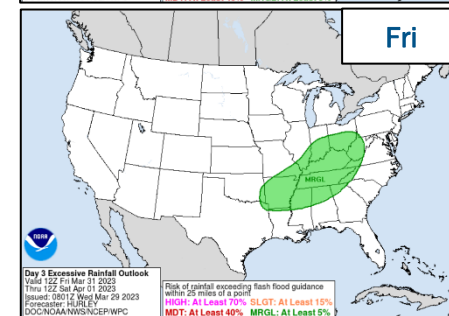
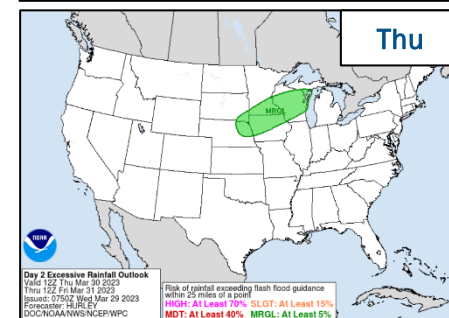
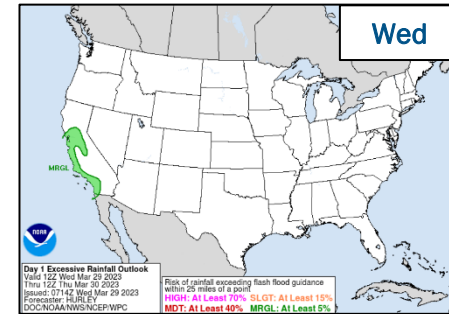
FEMA

National Watch Center

Precipitation & Excessive Rainfall



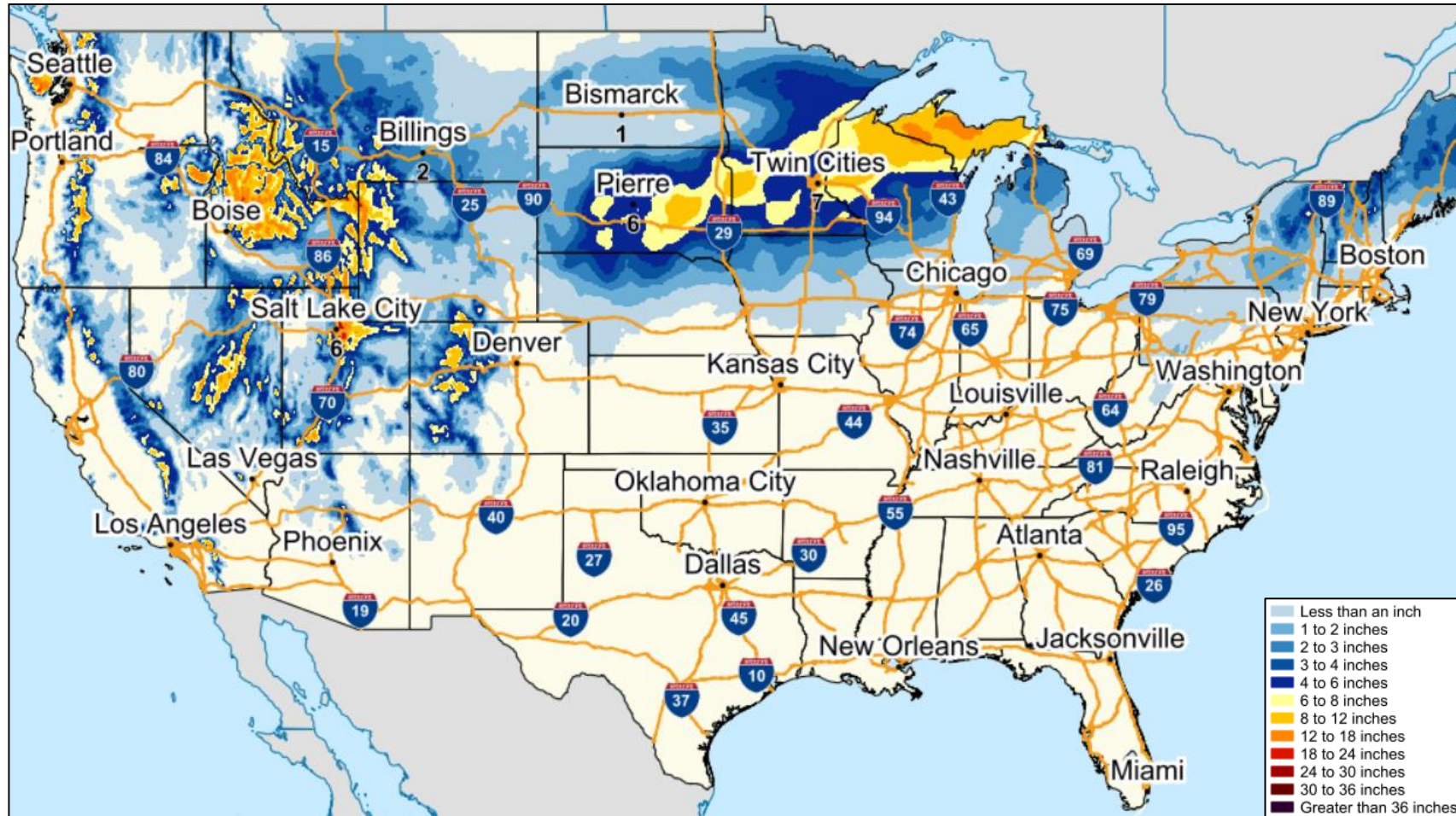
Wed-Fri



FEMA

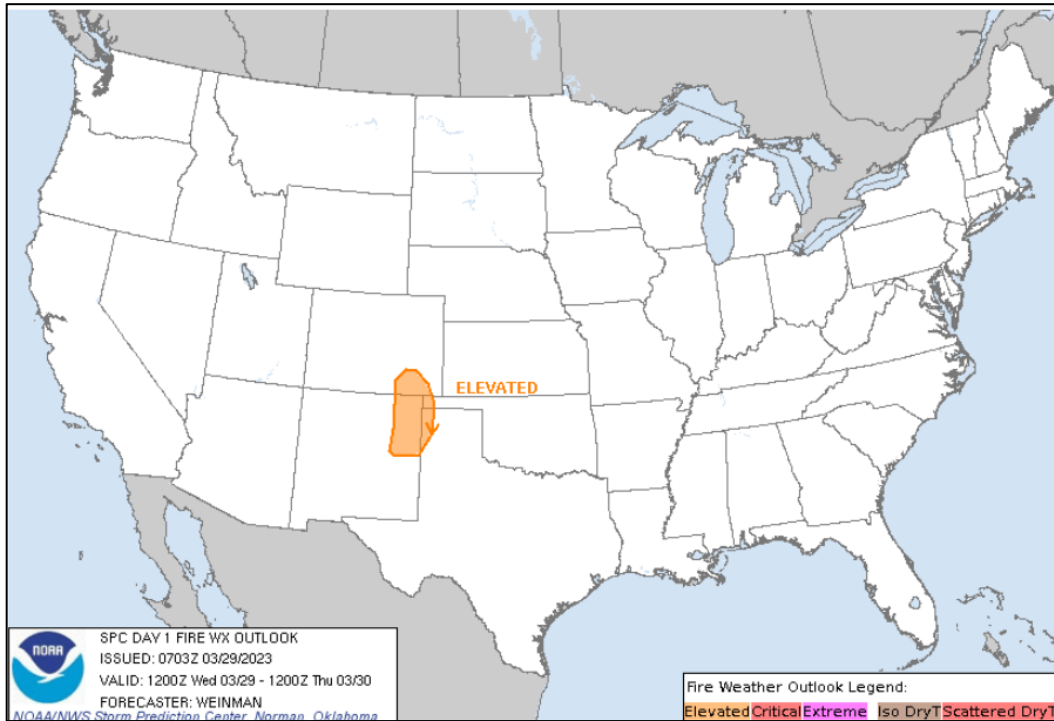
National Watch Center

Snowfall Forecast

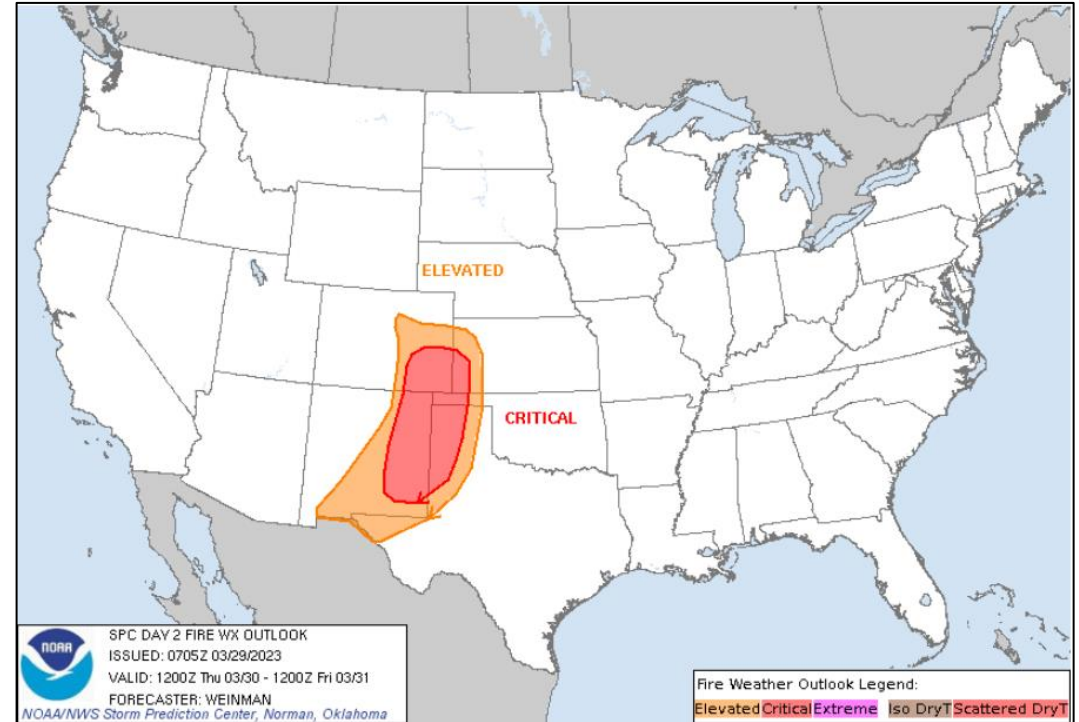


FEMA

Fire Weather Outlook



Today



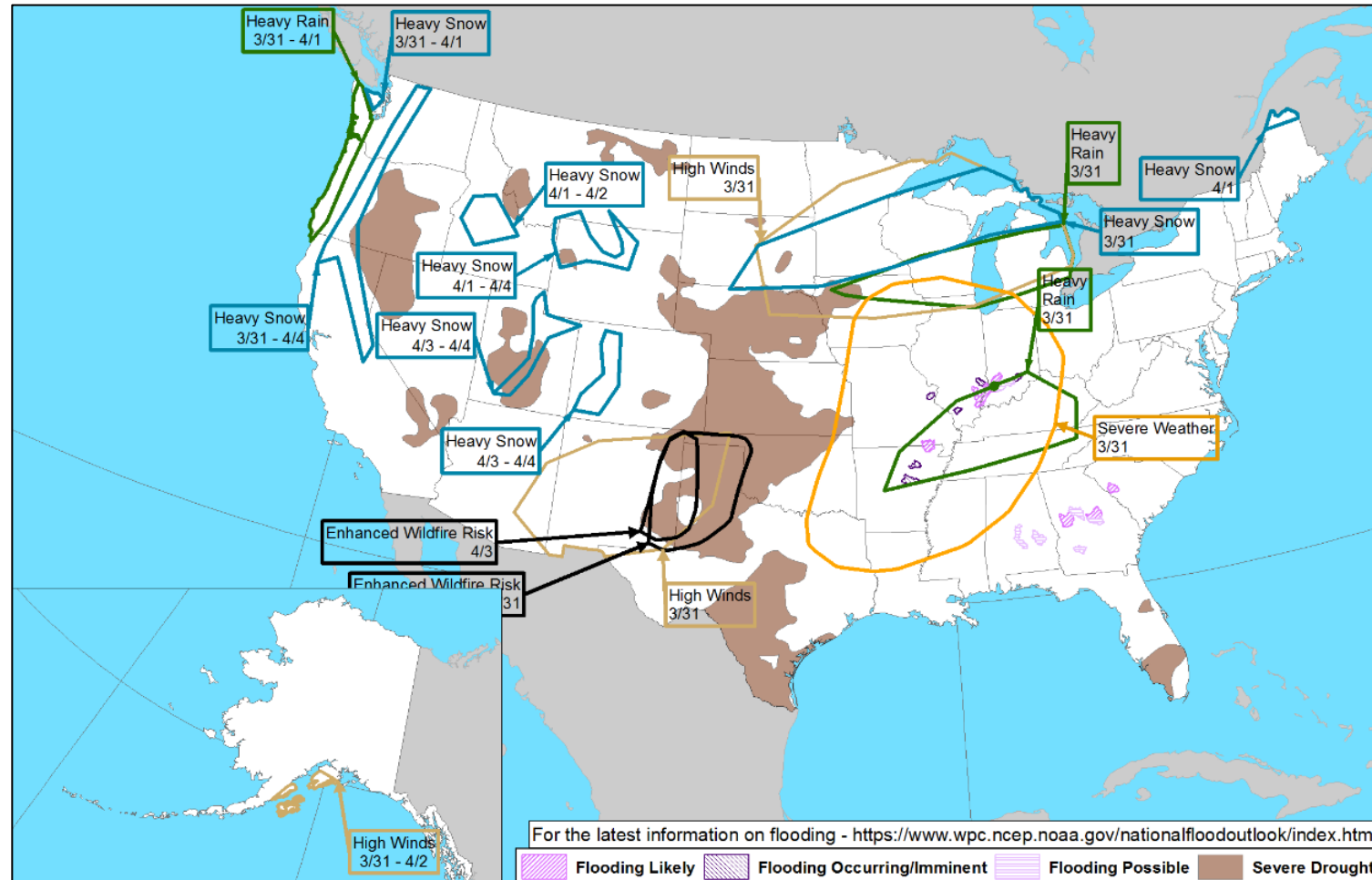
Tomorrow



FEMA

National Watch Center

Hazards Outlook – Mar 31 - April 4



FEMA

FEMA Common Operating Picture

11 + 9 Joint Field Offices Virtual Joint Field Offices Supporting
55 + 11 Major Disasters Emergency Declarations
8 Direct Housing Missions
12 RSF-Supported Disasters

Wednesday
 March 29, 2023
 8:30 a.m. ET

FEMA HQ	
NWC	NRCC
Monitoring	Rostered
FEMA REGIONS	
Watch	RRCC
Monitoring	I Rostered
Monitoring	II Rostered
Monitoring	III Rostered
Enhanced	IV Rostered
Monitoring	V Rostered
Monitoring	VI Rostered
Monitoring	VII Rostered
Monitoring	VIII Rostered
Monitoring	IX Rostered
Monitoring	X Rostered
Notes:	
IMAT: RIV: 7 a.m. - 7 p.m. (severe weather)	STATE EOCs: PR: TC Fiona DC: 1 st Amendment Activities AL/MS/GA: Severe Weather FL: TC Ian TX: Ongoing Operations CO: Avian Influenza, Public Health Support, and Suncor Refinery AZ/CO: SW Border Coordination WY/NM: Winter Weather CA/HI/UT: Flooding AS/CA: Seismic Activity OR: Respiratory Illness (RSV & Influenza) (8) State/Territory EOCs activated for COVID Support
Surge Capacity Force	
Rostered 7,395	Deployed 0

N-IMATs	
2-4 Teams Available	
Red	Reconstituting
White	
Blue	
Gold	
R-IMATs	
≥ 7 Teams Available	
I	NH
II	
III	
IV-1	MS
IV-2	
V	Reconstituting
VI-1	
VI-2	1
VII	CA
VIII	
IX-1	CA
IX-2	CA
X	
Fully Mission Capable (FMC)	
Partially Mission Capable (PMC)	
Not Mission Capable (NMC)	
Deployed	

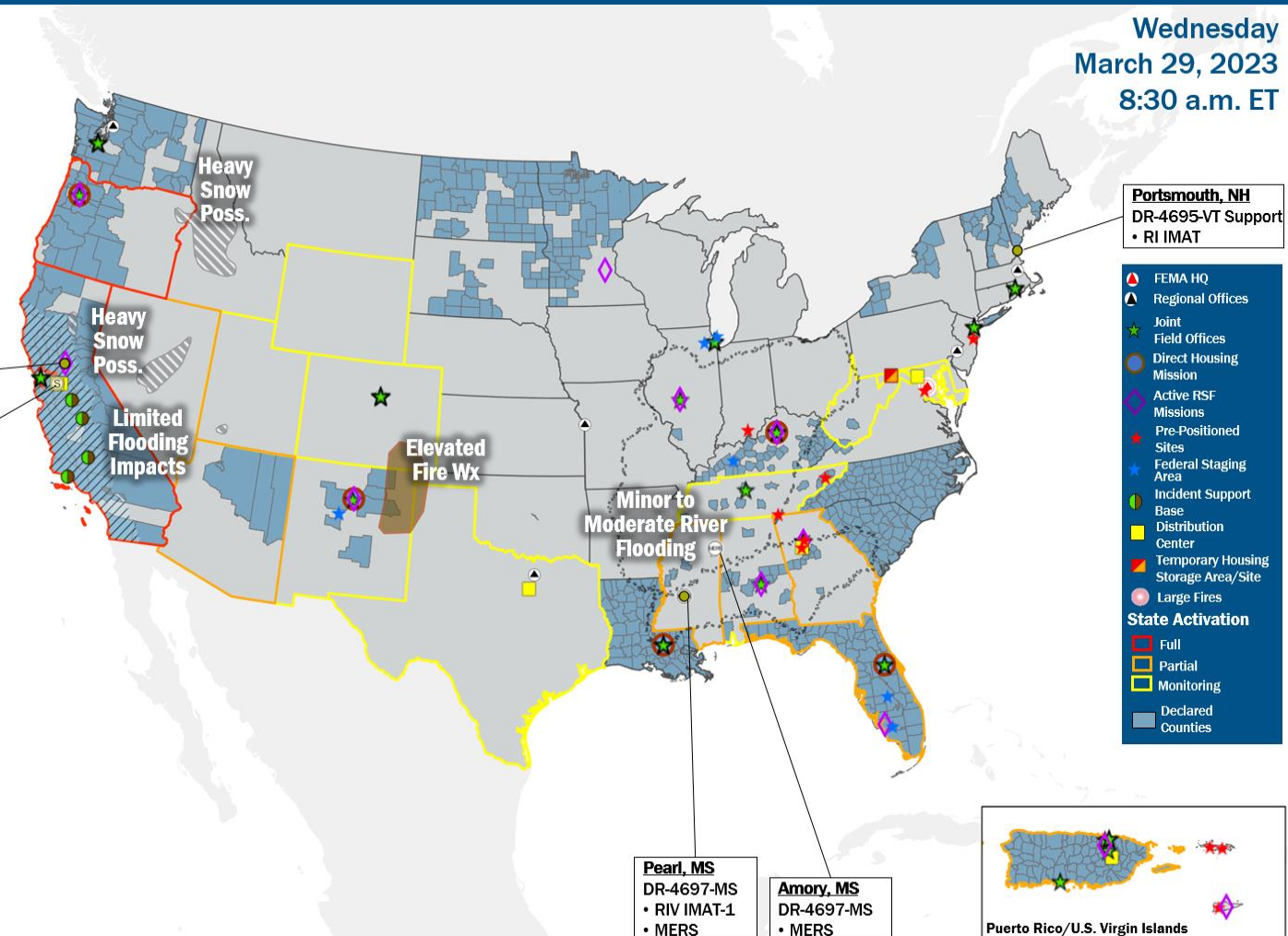
REGIONAL BREAKDOWN				
	JFO/VJFO	DR	EM	
I	1/0	6	0	
II	2/3	4	4	
III	0/0	3	0	
IV	4/1	11	3	
V	1/1	4	0	
VI	1/1	2	3	
VII	0/0	0	0	
VIII	0/1	5	0	
IX	0/1	8	1	
X	2/1	12	0	



Sacramento, CA
 DR-4683-CA
 • RIX IMAT-1/2
 EM-3592-CA
 • RVII IMAT

Tracy, CA
 EM-3592-CA
 • SMT/ISB

Mod. To Heavy Rainfall
 Hawaii

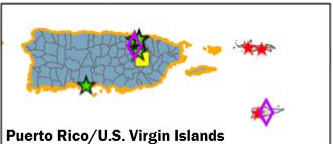


Portsmouth, NH
 DR-4695-VT Support
 • RI IMAT

- FEMA HQ
- Regional Offices
- Joint Field Offices
- Direct Housing Mission
- Active RSF Missions
- Pre-Positioned Sites
- Federal Staging Area
- Incident Support Base
- Distribution Center
- Temporary Housing Storage Area/Site
- Large Fires
- State Activation
 - Full
 - Partial
 - Monitoring
 - Declared Counties

Pearl, MS
 DR-4697-MS
 • RIV IMAT-1
 • MERS

Amory, MS
 DR-4697-MS
 • MERS



IM Workforce

13,417 (-11) Assigned
 4,122 (+21) Unavailable
 5,339 (+67) Deployed

29% (-1) / 3,956 (-99) Available

IM Cadre Availability ≤ 25% Availability

Civil Rights: 19% (23/120); Disability Integration: 8% (5/60); Environmental Planning and Historic Preservation: 17% (145/831); Field Leadership: 18% (26/141); Hazard Mitigation: 17% (204/1,215); Human Resources: 20% (32/161); Operations: 16% (59/358); Public Assistance: 12% (255/2,176); Planning: 12% (53/455); Safety: 5% (4/80); Security 23% (34/146)

MERS

≥ 66%

36 Assigned
 0 Unavailable
 2 Deployed

34 Available

US&R

≥ 66%

28 Assigned
 2 Unavailable
 0 Deployed

26 Available

FCO

≤ 1 Type I

49 Assigned
 5 (+1) Unavailable
 40 (+1) (24 FCO) Deployed

4 (-2) Available

Joint Preliminary Damage Assessments

Region	State / Location	Incident	IA	Number of Counties		Start – End
			PA	Requested	Complete	
II	NY	Severe Winter Storm Dec 23-25	IA	0	0	N/A
			PA	7	5	1/24 – TBD
IV	KY	Severe Storms & Tornadoes Mar 3-5	IA	6	6	3/20 – 3/25
			PA	89	74	3/8 – TBD
	TN	Severe Storms and Flooding Mar 1-3	IA	0	0	N/A
			PA	47 (+1)	8 (+8)	3/28 – TBD
VI	TX	Winter Storm Jan 29 and continuing	IA	0	0	N/A
			PA	29	3	3/6 – TBD
IX	NV	Severe Widespread Flooding Mar 8	IA	0	0	N/A
			PA	8	2	3/20 – TBD
	CA	Severe Weather and Flooding Mar 9 and continuing	IA	9	0	3/18 – TBD
			PA	2	0	3/18 – TBD
	Yomba Shoshone Tribe	Severe Widespread Flooding Mar 8	IA	0	0	N/A
			PA	1	0	3/20 – TBD
	Hoopa Valley Tribe	Severe Widespread Flooding Feb 14-Mar 7	IA	1	0	3/24 – TBD
			PA	1	0	3/24 – TBD
	Tule River Tribe	Severe Widespread Flooding Mar 10 and continuing	IA	1	0	3/23 – TBD
			PA	1	0	3/24 – TBD



FEMA

Declaration Requests in Process – 9

State / Tribe / Territory – Incident Description	Type	IA	PA	HM	Requested
Choctaw Nation of Oklahoma – Tornadoes	DR		X	X	Jan 3
WV – Severe Storms, Flooding, Landslides, and Mudslides (Appeal)	DR	X	X	X	Jan 27
TX – Severe Winter Storm	DR		X	X	Feb 21
OR – Severe Winter Storm, Straight-line Winds, Flooding, Landslides, and Mudslides	DR		X	X	Feb 27
CA – Heat Dome and Wildfires (Appeal)	DR		X	X	Mar 5
Navajo Nation – Severe Winter Storms, Snowstorm, and Flooding	DR		X	X	Mar 20
AR – Severe Winter Storms	DR		X	X	Mar 20
ND – Severe Winter Storm	DR		X	X	Mar 21
KY – Severe Storms, Straight-line Winds, Flooding, Landslides, and Mudslides	DR		X	X	Mar 27



FEMA



FEMA

Helping people before, during, and after disasters.



Scan to subscribe to this briefing.