

FEMA National Watch Center

Daily Operations Briefing

Thursday, March 28, 2024

8:30 a.m. ET



FEMA

National Current Ops / Monitoring

New Significant Incidents / Ongoing Ops

- No significant incidents / operations

Hazard Monitoring

- Heavy snow – California
- Freezing rain – Northern Plains
- Heavy rain/flash flooding – North Carolina

Disaster Declaration Activity

- No new declaration activity

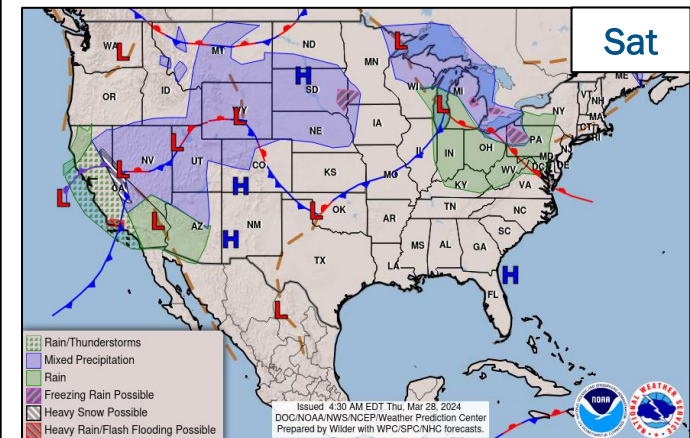
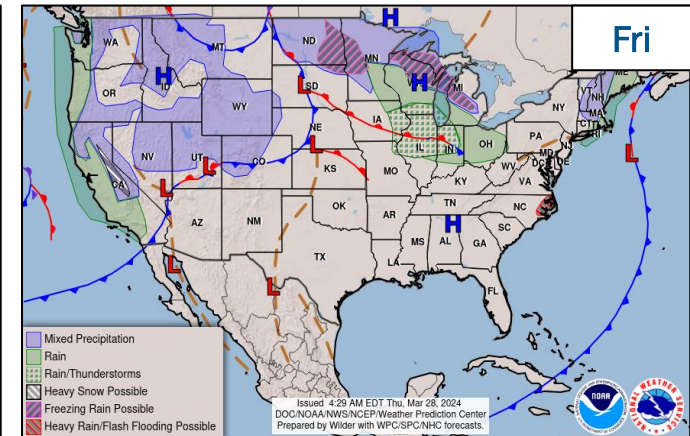
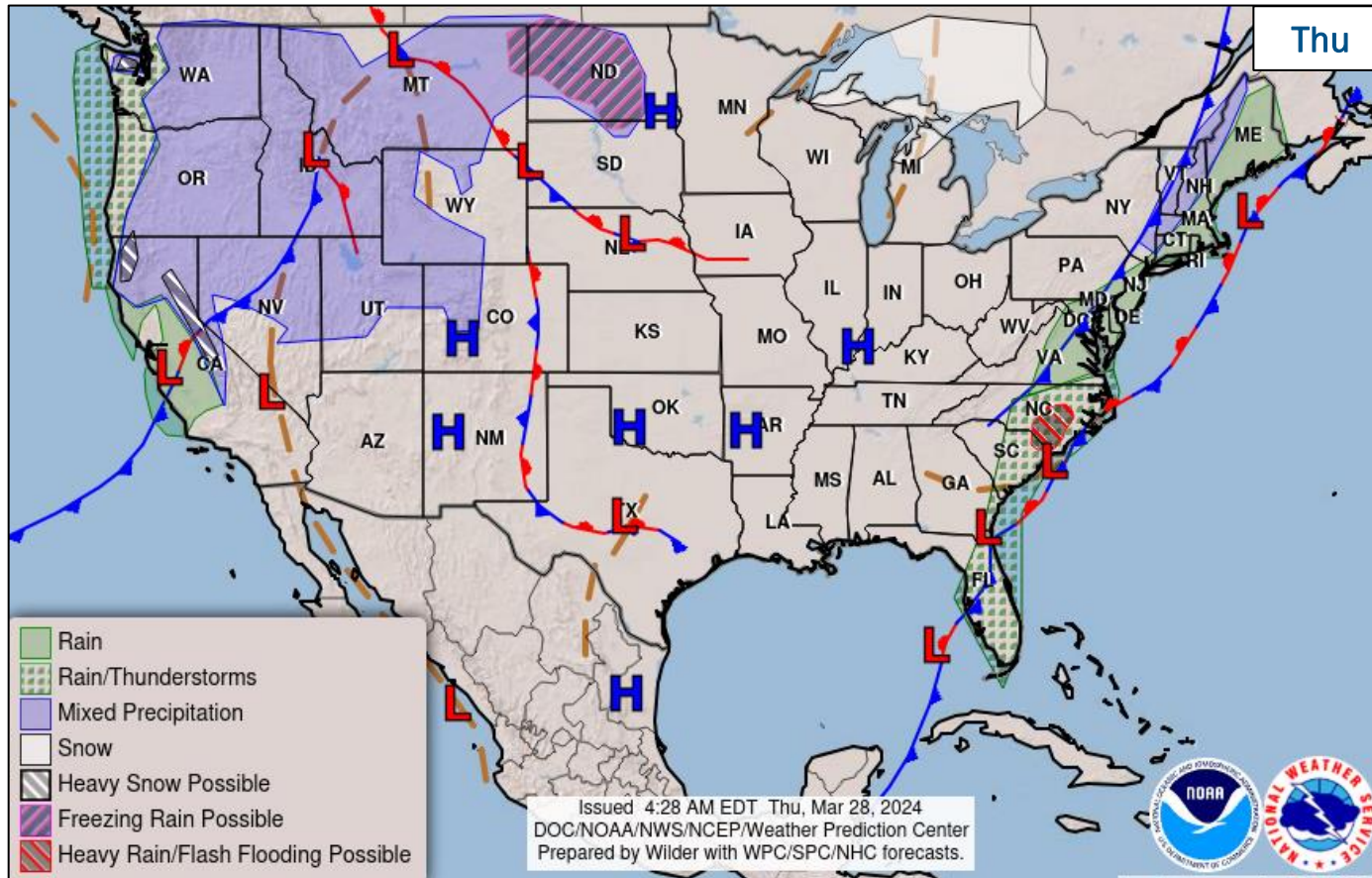
Event Monitoring

- No new significant events



FEMA

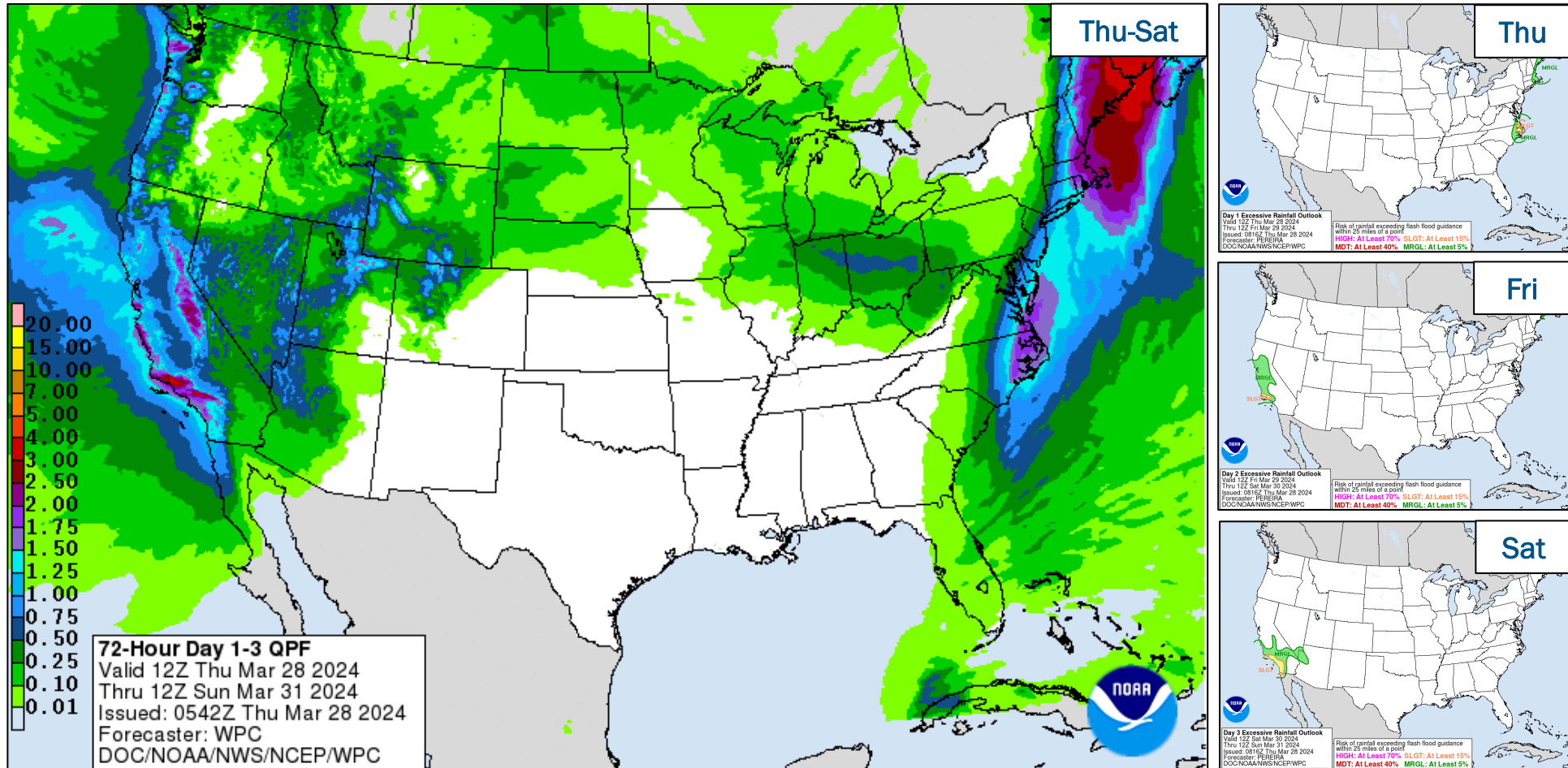
National Weather Forecast



FEMA

National Watch Center

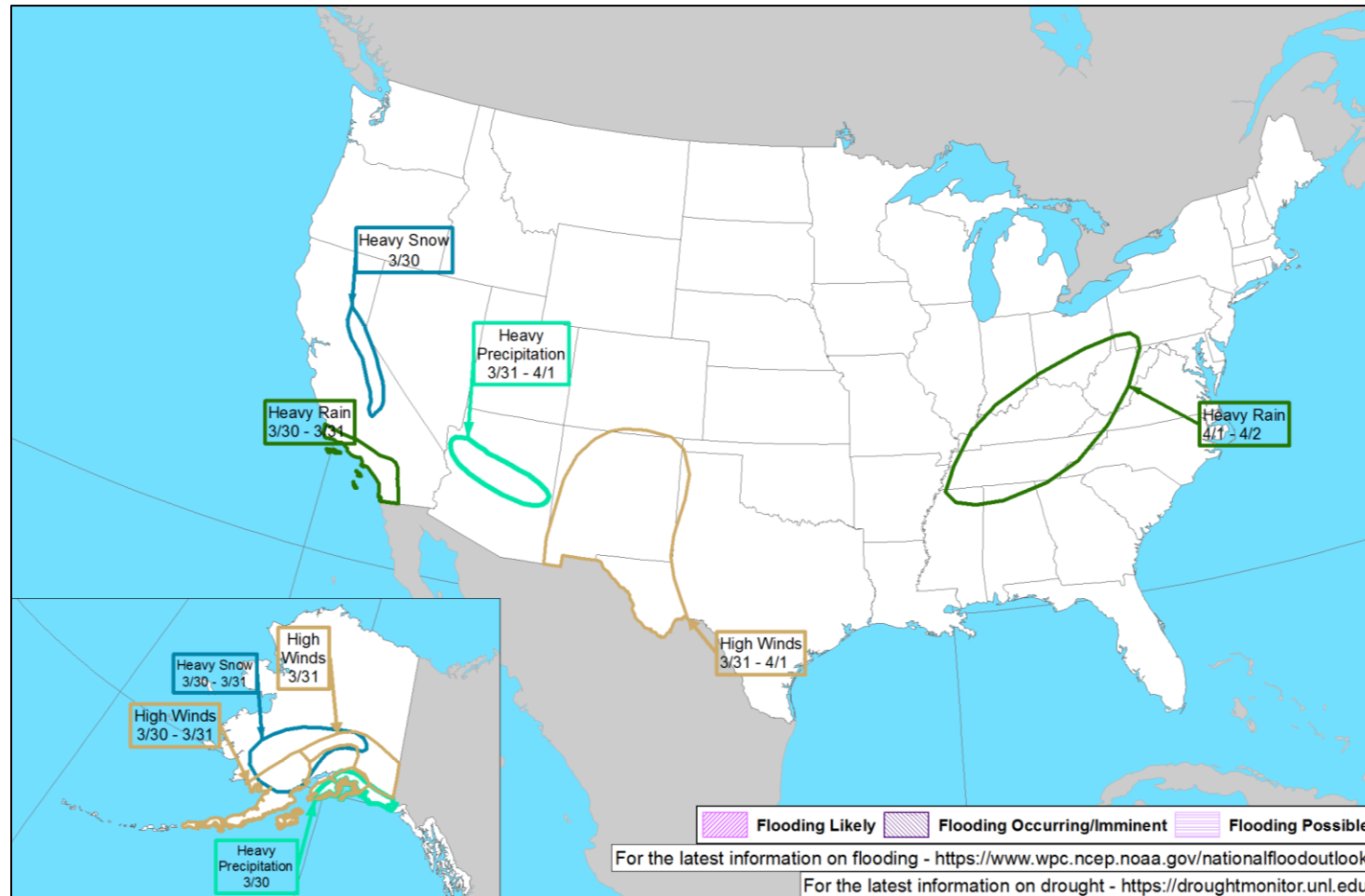
Precipitation & Excessive Rainfall



FEMA

National Watch Center

Hazards Outlook – Mar 30–Apr 3

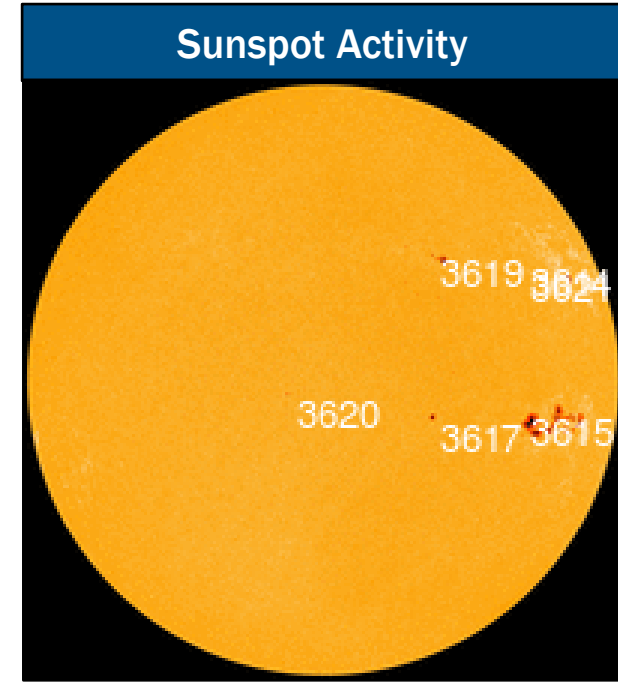
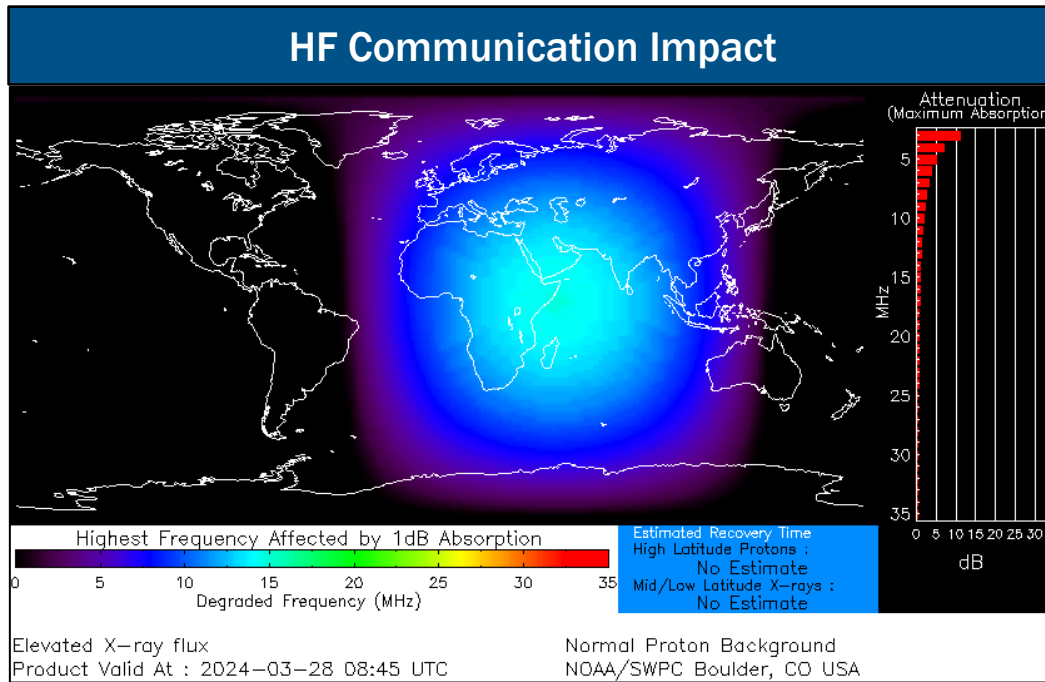


FEMA

Space Weather Outlook

Minor	Space Weather Activity	Geomagnetic Storms	Solar Radiation	Radio Blackouts
Past 24 Hours	Minor	None	None	R1
Next 24 Hours	Moderate	None	None	R2

For further information on NOAA Space Weather Scales refer to: <http://www.swpc.noaa.gov/noaa-scales-explanation>
 For further information on Sunspot Activity refer to: <https://www.swpc.noaa.gov/phenomena/sunspotssolar-cycle>



FEMA

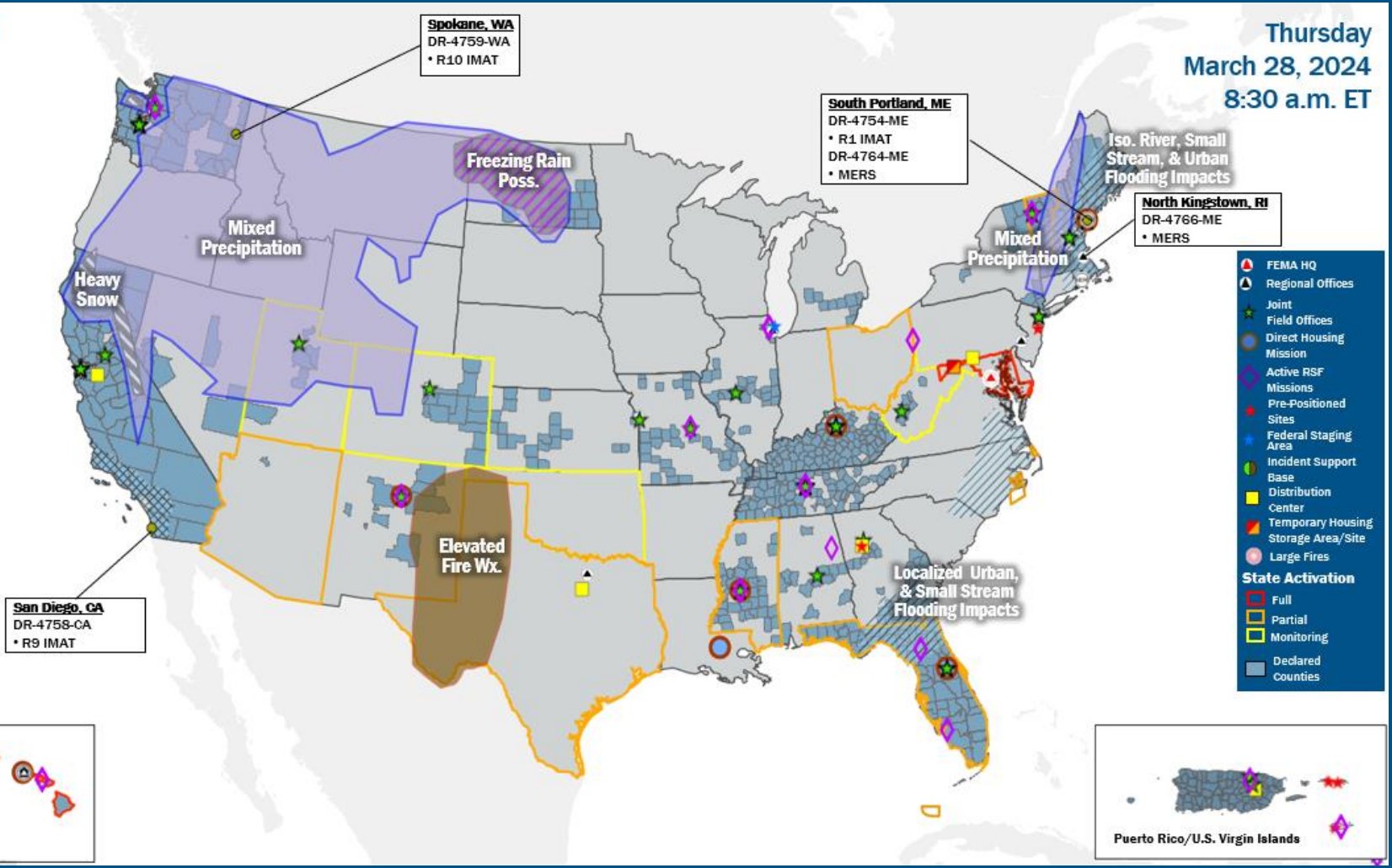
FEMA Common Operating Picture

21 + 5 Joint Field Offices Virtual Joint Field Offices Supporting
75 + 2 Major Disasters Emergency Declarations
12 Direct Housing Missions **28** RSF-Supported Disasters

FEMA HQ	
NWC	NRCC
Monitoring	Activated
FEMA REGIONS	
Watch	RRCC
Monitoring	I Rostered
Monitoring	II Rostered
Monitoring	III Rostered
Monitoring	IV Rostered
Monitoring	V Rostered
Monitoring	VI Rostered
Monitoring	VII Rostered
Monitoring	VIII Rostered
Monitoring	IX Rostered
Monitoring	X Rostered
Notes:	
RWCs/RRCCs/IMATs: NRCC: Sustained Ops	STATE EOCs: FL/OH/MS/VA: Severe Weather TX: Ongoing Threats AZ/CO/UT: SW Border HI/OK/TX/VA/WV: Wildfires MD: Key Bridge Incident VT: Eclipse Preparation
Volunteer Force	
Rostered 7,755	Deployed 120 (+2)
Surge Capacity Force	
Rostered 8,388	Deployed 0

N-IMATs	
2-5 Teams Available	
Red	
White	
Blue	
Gold	
HS	
R-IMATs	
≥ 7 Teams Available	
I	ME
II	
III	
IV-1	1
IV-2	
V	2
VI-1	3
VI-2	
VII	Personnel
VIII	
IX-1	CA
IX-2	Personnel
X	WA

REGIONAL BREAKDOWN			
	JFO/VJFO	DR	EM
I	4/0	14	2
II	2/1	4	0
III	1/0	1	0
IV	5/1	20	0
V	1/0	3	0
VI	1/0	1	0
VII	2/0	2	0
VIII	2/0	2	0
IX	1/1	18	0
X	2/2	10	0



Thursday
 March 28, 2024
 8:30 a.m. ET

- FEMA HQ
- Regional Offices
- Joint Field Offices
- Direct Housing Mission
- Active RSF Missions
- Pre-Positioned Sites
- Federal Staging Area
- Incident Support Base
- Distribution Center
- Temporary Housing Storage Area/Site
- Large Fires
- State Activation
 - Full
 - Partial
 - Monitoring
- Declared Counties

IM Workforce

13,832 Assigned
 4,403 (+105) Unavailable
 5,254 (-23) Deployed
30% (-1) / 4,175 (-189) Available

IM Cadre Availability

9 (+1) Cadres ≤ 25% Availability

Disability Integration: 20% (10/50);
 Environmental Planning and Historic Preservation: 21% (171/800); Field Leadership: 15% (22/148);
 Hazard Mitigation: 25% (307/1,252); Operations: 16% (54/329); Public Assistance: 19% (428/2,197);
 Planning: 10% (48/459); Safety: 10% (8/83); Security: 25% (34/137)

MERS

> 66%

36 Assigned
 0 Unavailable
 1 Deployed
35 Available

US&R

> 66%

28 Assigned
 1 Unavailable
 0 Deployed
27 Available

FCO

≤ 1 Type I

48 Assigned
 6 Unavailable
 40 (23 FCOR) Deployed
2 Available

Joint Preliminary Damage Assessments

Region	State / Location	Incident	IA	Number of Counties		Start - End
			PA	Requested	Complete	
I	RI	Flooding Jan 8-17	IA	3	3	2/15 - 2/22
			PA	4	2	2/26 - TBD
	MA	Flooding Jan 10-13	IA	0	0	N/A
			PA	4	4 (+3)	2/15 - 3/22
	NH	Flooding Jan 9 and continuing	IA	0	0	N/A
			PA	10	10 (+7)	2/20 - 3/25
V	OH	Severe Storms and Tornadoes Mar 14	IA	11	0	3/26 - TBD
			PA	0	0	N/A
VII	KS	Winter Storm Jan 7-16	IA	0	0	N/A
			PA	19	19 (+8)	3/7 - 3/26



FEMA

Declaration Requests in Process – 11

State / Tribe / Territory – Incident Description	Type	IA	PA	HM	Requested
OH – Train Derailment	DR	X	X	X	Jul 3
AK – Severe Storms, Flooding, and Landslides	DR	X	X	X	Jan 8
IA – Severe Winter Storms and Snowstorm	DR		X	X	Feb 13
MBMI* – Severe Storms and Flooding	DR		X	X	Mar 1
VT – Severe Winter Storm	DR		X	X	Mar 6
MA – Severe Storms and Flooding (APPEAL)	DR	X	X	X	Mar 11
OR – Severe Winter Storms, Straight-line Winds, Landslides, and Mudslides	DR		X	X	Mar 12
SBKN** – Severe Storms and Flooding	DR		X	X	Mar 21
CA – Severe Storms, Flooding, Landslides, and Tornadoes	DR		X	X	Mar 22
HVT*** – Severe Winter Storm	DR	X	X	X	Mar 22
WA – Severe Winter Storms, Straight-line Winds, Flooding, Landslides, and Mudslides	DR		X	X	Mar 22

* Morongo Band of Mission Indians
 ** Sycuan Band of the Kumeyaay Nation
 *** Hoopa Valley Tribe



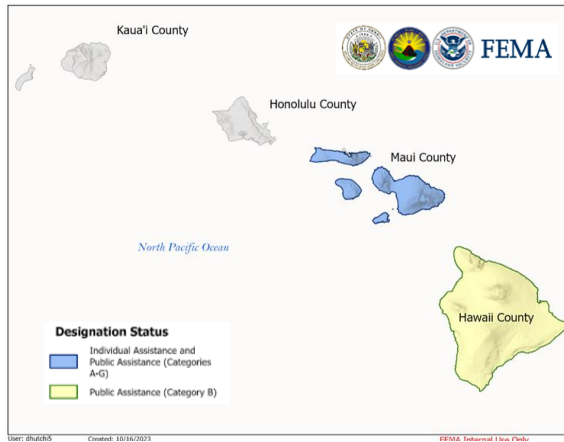


INDIVIDUAL ASSISTANCE SUMMARY

Registrations 18,961 <i>(Registration period ended December 11, 2023)</i>	Individuals & Households Program >>\$46M <i>(Month 7 of 18 month active period)</i>
Small Business Administration Loans >>\$295M	Housing Assistance >>\$25M
NFIP Payouts \$0	Other Needs Assistance >>\$21K

INCIDENT SUMMARY

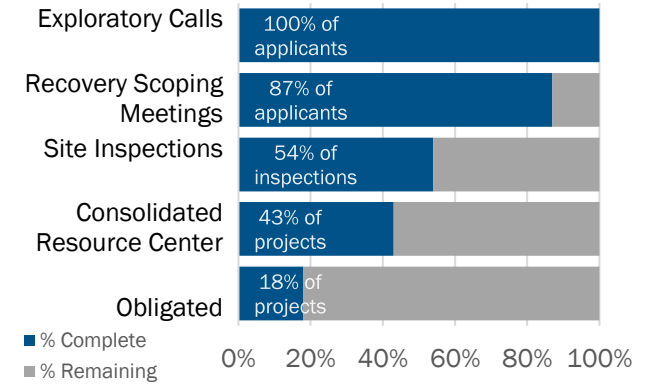
Beginning August 8, 2023, a series of wildfires broke out in the State of Hawai'i. High winds and abundant fuel fed significant fires on Maui and on the Big Island of Hawai'i. The Lahaina fire (2,170 acres), on the 8th and 9th, resulted in significant loss of life (101) and major property damage, including the destruction of much of Lahaina Town. There were additional fires in rural areas resulting in less damage. Evacuations were ordered on both islands. The incident was closed on September 30, 2023.



PUBLIC ASSISTANCE SUMMARY

Applicants: 53	Projects: 129
\$ Obligated: >>\$367M	Life of Disaster: >>\$600M

% of Phase Complete

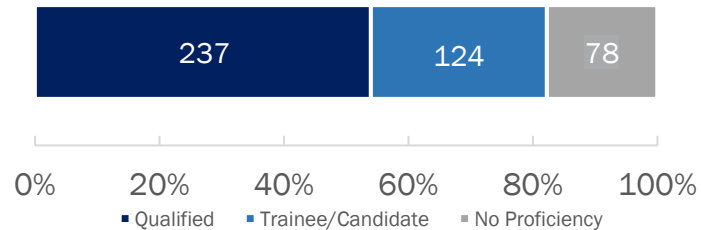


406 Mitigation HMP: 0 of 53 projects (0%)

STAFF SUMMARY

Total Staff: 461 | Coach/Evaluators: 35

FEMA Staff by Deployed Proficiency Level



FCO ASSESSMENT

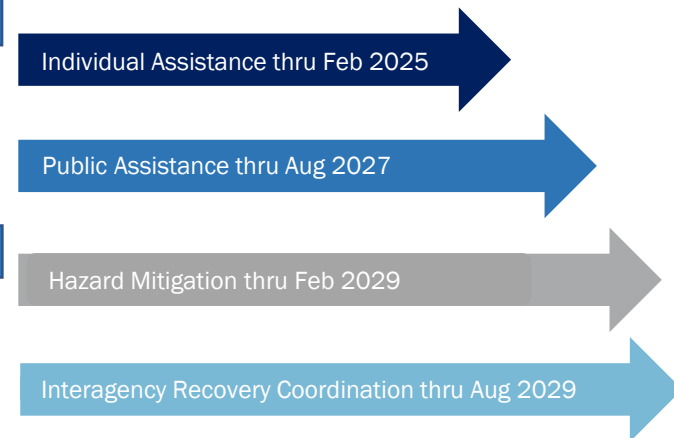
Priorities

- **Focus:** A recovery that retains the historical and cultural spirit, and close community of Maui County, while making the physical changes necessary to provide sufficient affordable and accessible housing to residents and preparing community structures for future hazards

Outcomes

- **Infrastructure:** Restored, modernized, hardened and resilient systems
- **Natural and Cultural Resources:** Restored, preserved, risk-resistant and resilient resources

TRANSITION TIMELINE



FCO Senior Leadership COP Brief DR-4724-HI FCO: Mark O'Hanlon

Recovery Support Functions

(RSF) Recovery Outcomes	
Housing	Housing: Adequate, resilient, accessible, and affordable housing
	1 All survivors whose primary residences were damaged or destroyed or were displaced by the disaster have returned and re-established residence in permanent housing within the affected community
	2 Survivors can afford post-disaster permanent housing units within the affected community without post-disaster assistance
	3 Post-disaster permanent housing units in the affected community meet or exceed recognized residential codes and standards and incorporate recommended mitigation measures appropriate to the area's hazards (e.g., flooding, fire, high winds), or include resiliency measures
	4
	5
Economic	Economic: Sustainable, diversified and resilient economy
	1 Business activities are resumed and restored, including those local and marginalized businesses and major employers
	2 Local and state government ability to facilitate and regulate business activities is restored
	3 Tax base and revenue streams from businesses are restored
	4 Communities have Comprehensive Economic Development Strategies that measures the recovery process
	5 Financial activities essential to credit and insurance coverage and flows are restored
Community Assistance	Community Recovery: Resilient recovery of SLTT communities
	1 Community Conditions Assessment + Community Profiles
	2 Status of emergency plans, such as the Mitigation plan and Pre-Disaster Recovery Plan
	3 Community engagement and communication strategy is in place for long-term recovery plan or strategy
	4 Mitigation and recovery projects have been implemented
	5 Inclusive communications strategy developed for long-term recovery planning or strategy

Recovery Outcomes	
Infrastructure Systems	Infrastructure: Restored, modernized, hardened and resilient systems
	1 Power systems and fuel delivery services have been repaired, modernized, and strengthened for future disasters
	2 Water systems, dams, levees, and service capacities have been repaired, modernized, and strengthened for future disasters
	3 Communication systems and services have been repaired, modernized, and strengthened against future disasters
	4 Public and private transportation systems, to include those supporting marginalized areas are repaired and reliable
	5 Government and PNP facilities have been repaired, modernized and strengthened for future disasters
Health & Social Services	HSS: Sustainable and resilient health education and social service systems
	1 Households have safe drinking water and no hazardous and toxic materials
	2 Healthcare providers have resumed capacity to meet chronic or long-term health needs, as well as primary and emergency care
	3 Ensure survivors are provided necessary behavioral health and disaster case management services.
	4 Social Assistance programs that support vulnerable populations, e.g., have resumed delivery of financial and other materiel support and services to vulnerable segments of the community's population
	5 Schools are fully operational & providing full academic programs and can provide a safe, sanitary, and supportive environment
Natural & Cultural Resources	NCR: Restored, preserved, risk-resistant and resilient resources
	1 Natural resources in the affected community, to include socially marginalized, have been restored to protect people and ecosystems
	2 Resources associated with entertainment, education, recreation, and tourism have been repaired, and public accessibility restored
	3 Access to raw material and other commodities that sustain the local economy has been restored
	4 Sites and artifacts associated with the community's heritage and identity have been stabilized/protected, and public accessibility to these sites has been restored
	5



FCO Senior Leadership COP Brief DR-4724-HI FCO: Mark O'Hanlon

Recovery Outcomes

Activated RSFs: CA, Housing, Health/Social, Infrastructure, Econ, Natural/Cultural

INFRASTRUCTURE SYSTEMS:

Infrastructure: Restored, modernized, hardened and resilient systems

Outcome Indicator (2): Water systems, dams, levees, and service capacities have been repaired, modernized, and strengthened for future disasters

- Survivor testimonies ask for sustainable infrastructure and equitable water rights
- IS RSF supporting cross-cutting Water Systems approach to Watershed, Drinking Water, and Wastewater recovery
 - US-DOT Best Management Practices for stormwater run-off in urban burn scar
 - IS-RSF team supporting County to assure long-term water supply resilience
 - USACE/EPA support to provide sewer service to replace 250+ cesspools
 - EPA updated Lahaina Drainage Plan

NATURAL & CULTURAL RESOURCES:

NCR: Restored, preserved, risk-resistant and resilient resources

Outcome Indicator (1): Natural resources in the affected community, to include socially marginalized, have been restored to protect people and ecosystems

Outcome Indicator (4): Sites... associated with the community's heritage and identity have been stabilized/protected, and public accessibility... has been restored

- Environmental monitoring of air, soil, water
- Support local composting/native plant nurseries to support native Hawaiian plant species and burn scar recovery
- USDA-NRCS Emergency Watershed Protection Program is supporting the County
- NCR/IS RSFs supporting restoration of Moku'ula, historic site of Hawaiian royalty



FEMA

Helping people before, during, and after disasters.



Scan to subscribe to this briefing.