

FEMA National Watch Center

# Daily Operations Briefing

Tuesday, March 28, 2023

8:30 a.m. ET



**FEMA**

# National Current Ops / Monitoring

---

## New Significant Incidents / Ongoing Ops

- Severe Weather – Lower Mississippi to the Southeast – FINAL

## Hazard Monitoring

- Heavy rain and flash flooding – California and Southeast
- Heavy snow – California and Northern Intermountain

---

## Disaster Declaration Activity

- Request: Major Disaster – Kentucky
- Amendment No. 1 to FEMA-4689-DR-SD

## Event Monitoring

- No significant events



**FEMA**

# Severe Weather – Lower Mississippi to the Southeast – FINAL

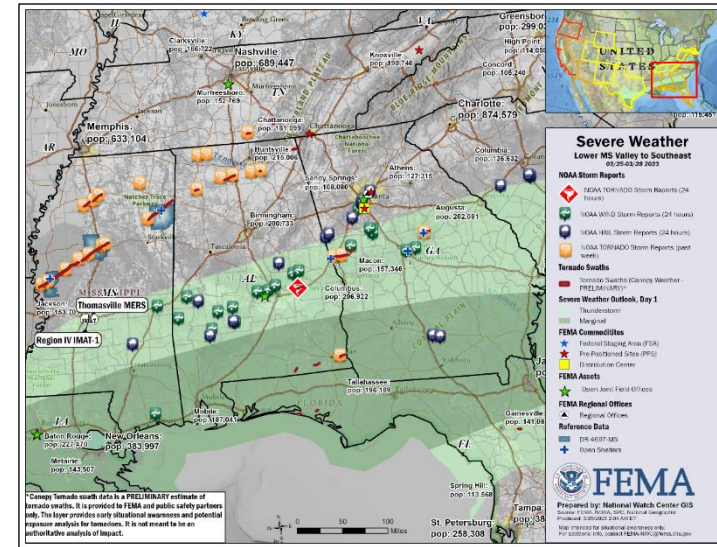
**Current Situation:** Heavy rain with the potential for flash flooding and severe weather continues in the Southeast. Isolated strong to severe thunderstorms are possible through this afternoon; strong gusts and hail are the primary threats.

**Lifeline Impacts:** (FEMA Region IV SPOTREP March 27, 6:36 p.m. ET)

- **Safety and Security:**
  - MS: Preliminary geospatial damage assessments - 313 structures destroyed, 212 with major damage, 520 with minor damage, 1,250 affected
  - GA: 80-100 structures damaged; 20-30 with major damage
- **Food, Water, Shelter:** (ARC Midnight Shelter report as of 6:52 a.m. ET)
  - Shelters: MS: 2 shelters / 29 (+1) occupants; GA: 3 (+1) shelters / 53 (+49) occupants
  - MS: 1 public water system (Rolling Fork) is inoperable, 6 operating with restrictions, 10 under boil water notices
  - Red Cross and Salvation Army continue to provide and distribute meals and emergency supplies
- **Health and Medical:**
  - Fatalities/Injuries: MS: 21 /70; GA: 1 /2; AL: 1 /0
  - Sharkey Issaquena Community Hospital evacuated, mobile hospital set-up to support, patients transferred to other facilities; Winona Manor Healthcare and Rehab without power, **generator and fuel deployed to support**, power restoration estimated to be March 28; Humphreys County Nursing Center on generator power, **additional fuel will be provided if power is not restored today**
- **Energy: Power Outages:** (DOE Eagle-I as of 7:30 a.m. ET)
  - Minimal power outages (less than 1% statewide) in MS, GA, AL

## State / Local Response:

- MS EOC at Partial Activation (Severe Weather); Gov. declared a state of emergency
  - All search and rescue units demobilized from Rolling Fork
- GA EOC at Partial Activation; Governor declared State of Emergency



## FEMA / Federal Response:

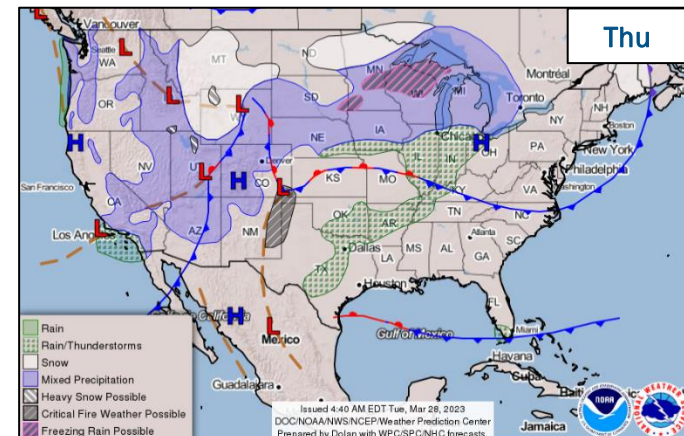
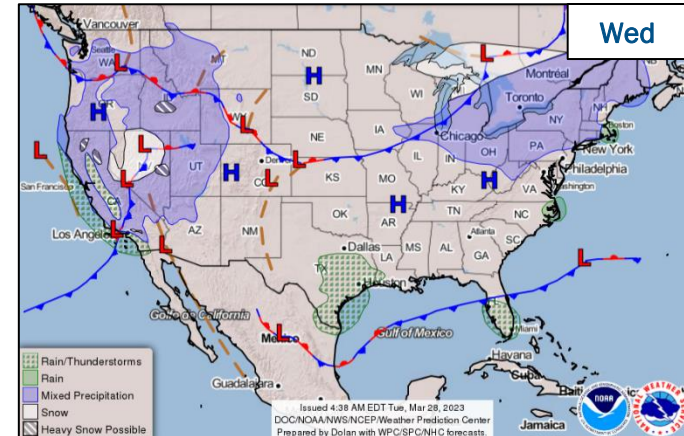
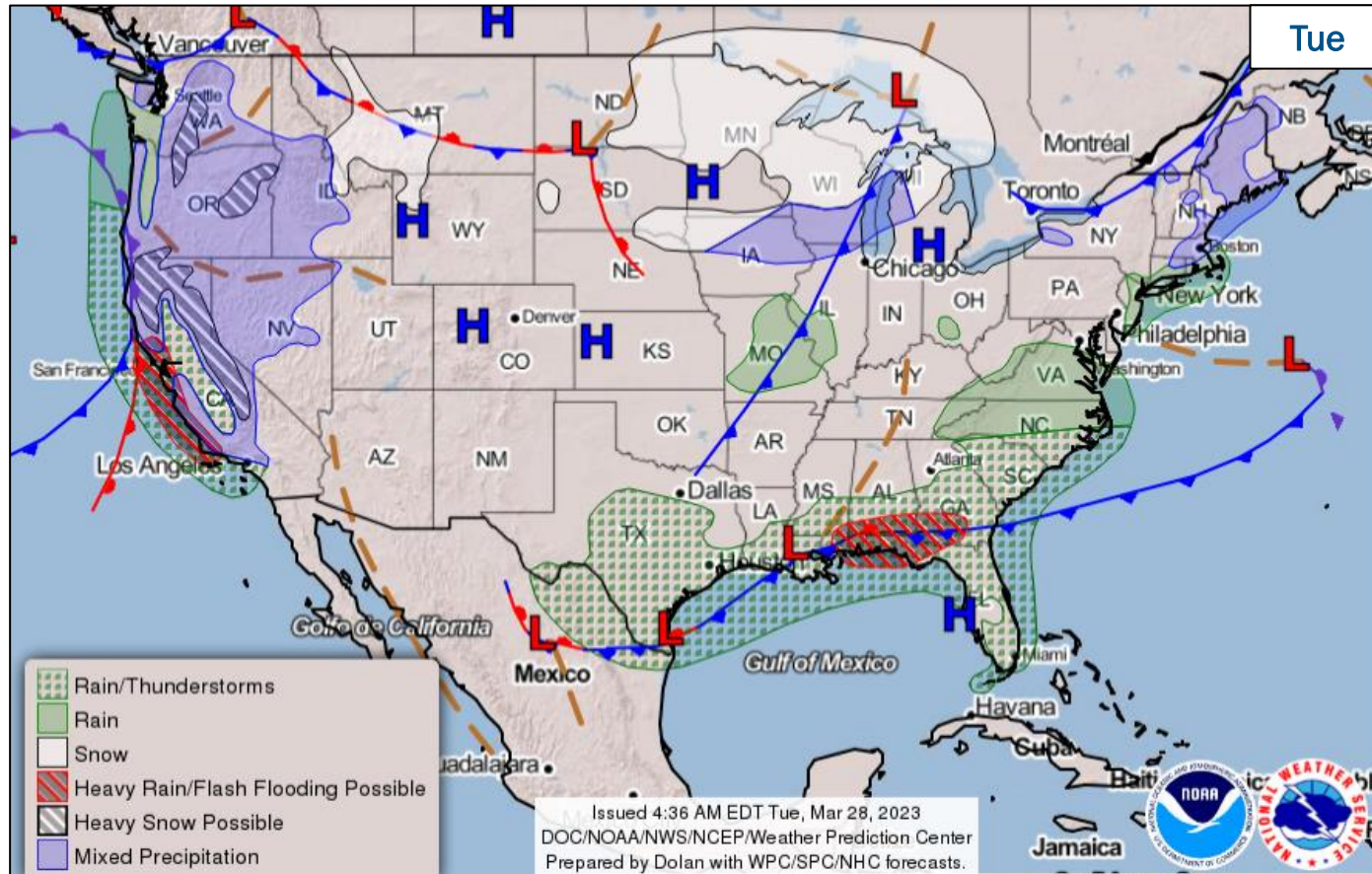
- Region IV RWC at Enhanced Watch (day shift); ESF 3,8, & 14 deployed to SEOC, 7 & 12 supporting virtually; RRCC is rostered; IMAT-1 deployed to MS EOC
- 2 MEOVs and 5 MCOVs deployed to MS
- USACE and CISA LNOs deployed to MS
- Major Disaster Declaration FEMA-4697-DR approved Mar 26
- NWC continues to monitor; next update will be in the National Situation Report at 5:00 p.m. ET



FEMA

National Watch Center

# National Weather Forecast

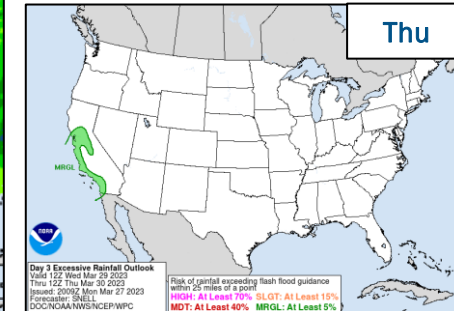
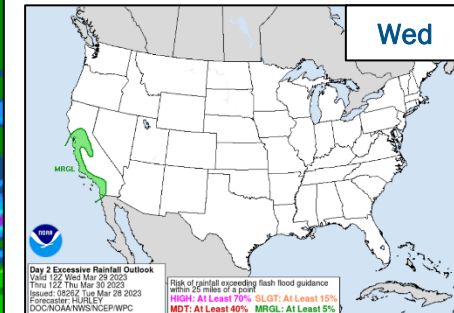
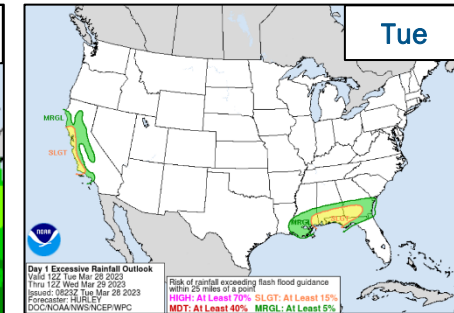
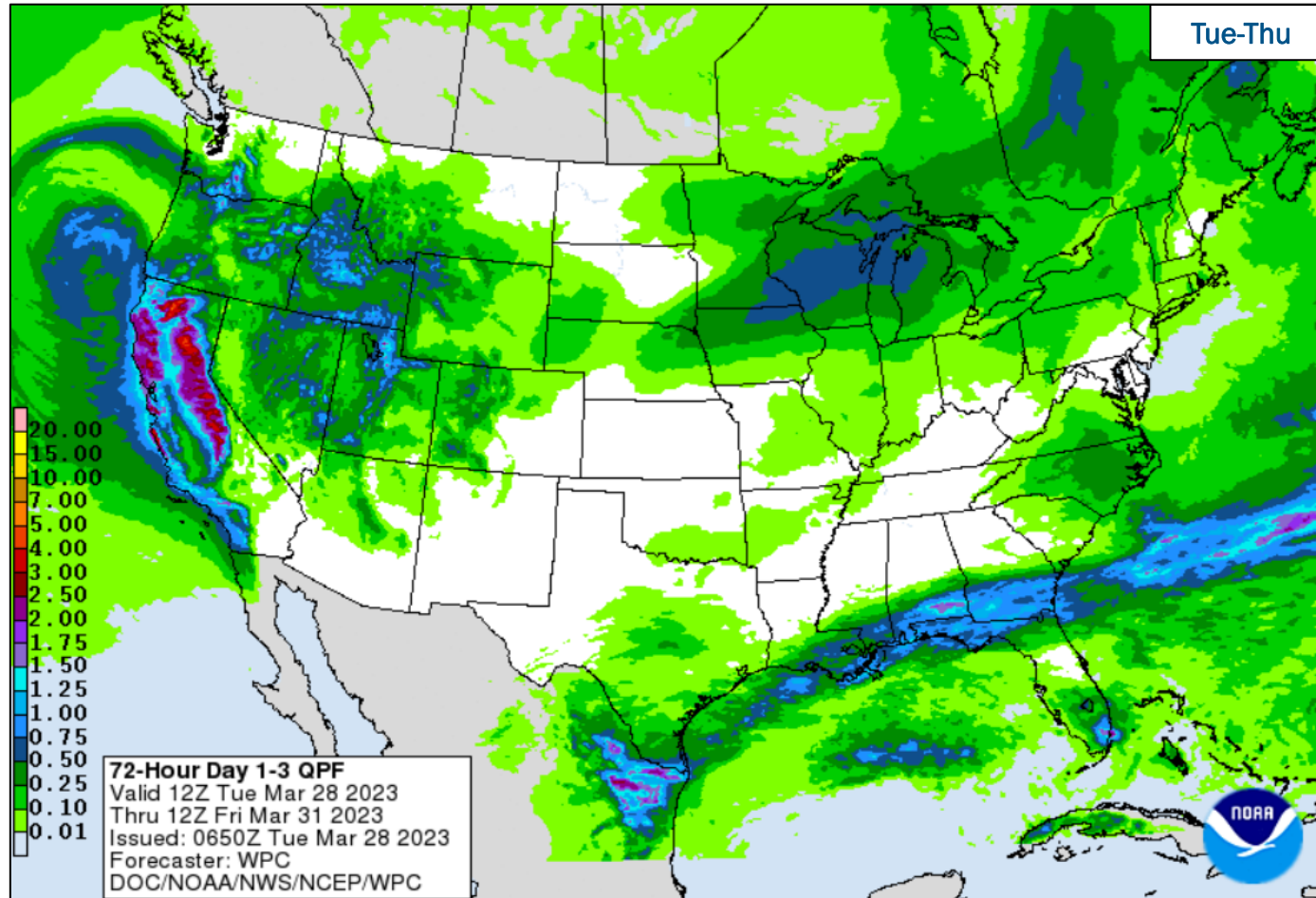


FEMA

National Watch Center



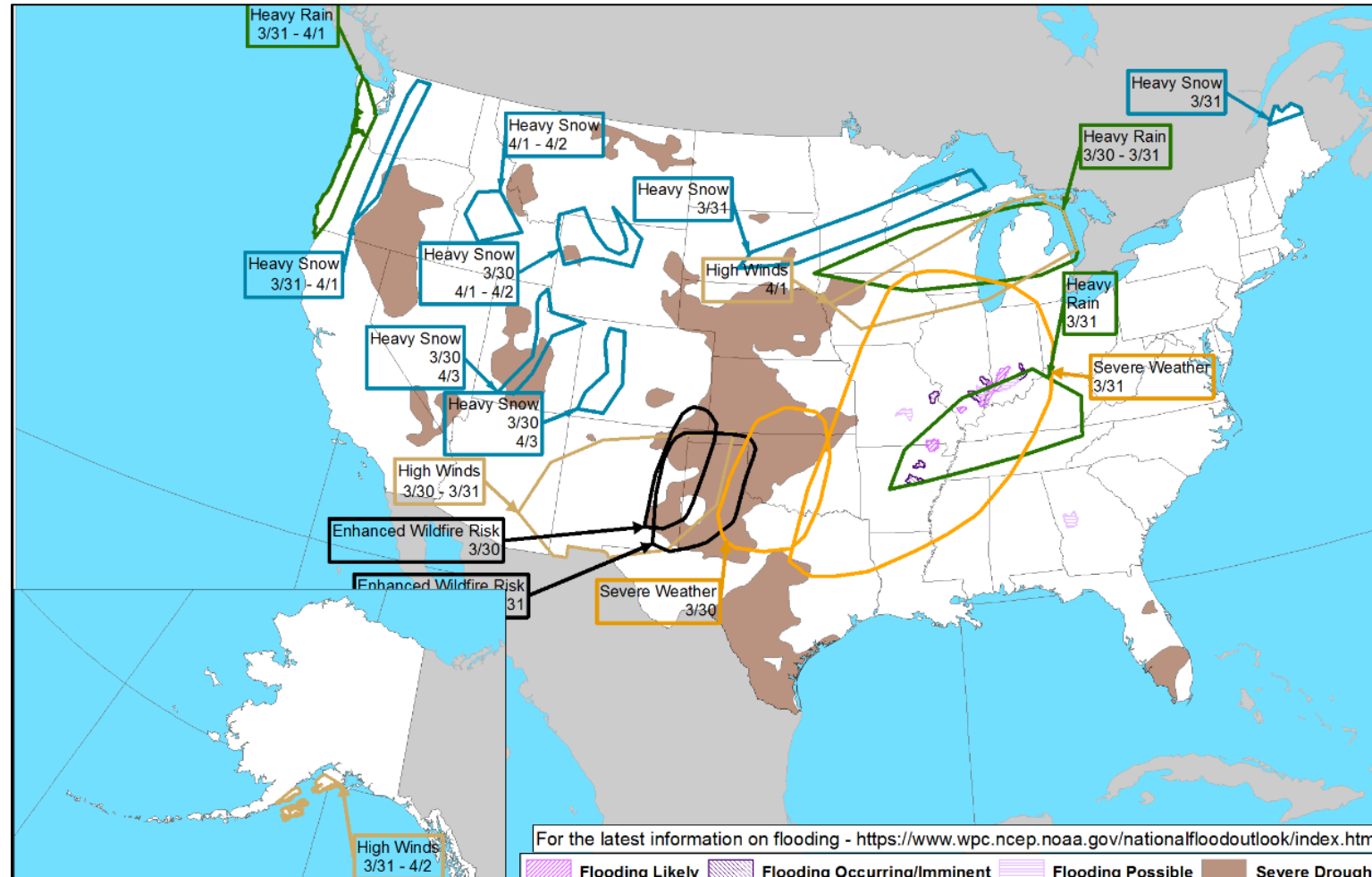
# Precipitation & Excessive Rainfall



FEMA

National Watch Center

# Hazards Outlook – Mar 30 - April 3



FEMA

National Watch Center

# FEMA Common Operating Picture

**11** + **9** Supporting  
 Joint Field Offices Virtual Joint Field Offices  
**55** + **11**  
 Major Disasters Emergency Declarations  
**8** Direct Housing Missions  
**12** RSF-Supported Disasters

Tuesday  
 March 28, 2023  
 8:30 a.m. ET

FEMA HQ	
NWC	NRCC
Monitoring	Rostered
FEMA REGIONS	
Watch	RRCC
Monitoring	I Rostered
Monitoring	II Rostered
Monitoring	III Rostered
Enhanced	IV Rostered
Monitoring	V Rostered
Monitoring	VI Rostered
Monitoring	VII Rostered
Monitoring	VIII Rostered
Monitoring	IX Rostered
Monitoring	X Rostered
Notes:	
IMAT: RIV: 7 a.m. - 7 p.m. (severe weather)	STATE EOCs: PR: TC Fiona DC: 1 <sup>st</sup> Amendment Activities AL/MS/GA: Severe Weather FL: TC Ian TX: Ongoing Operations CO: Avian Influenza, Public Health Support, and Suncor Refinery AZ/CO: SW Border Coordination WY/NM: Winter Weather CA/HI/UT: Flooding AS/CA: Seismic Activity OR: Respiratory Illness (RSV & Influenza) (8) State/Territory EOCs activated for COVID Support
Surge Capacity Force	
Rostered 7,395 (-121)	Deployed 0

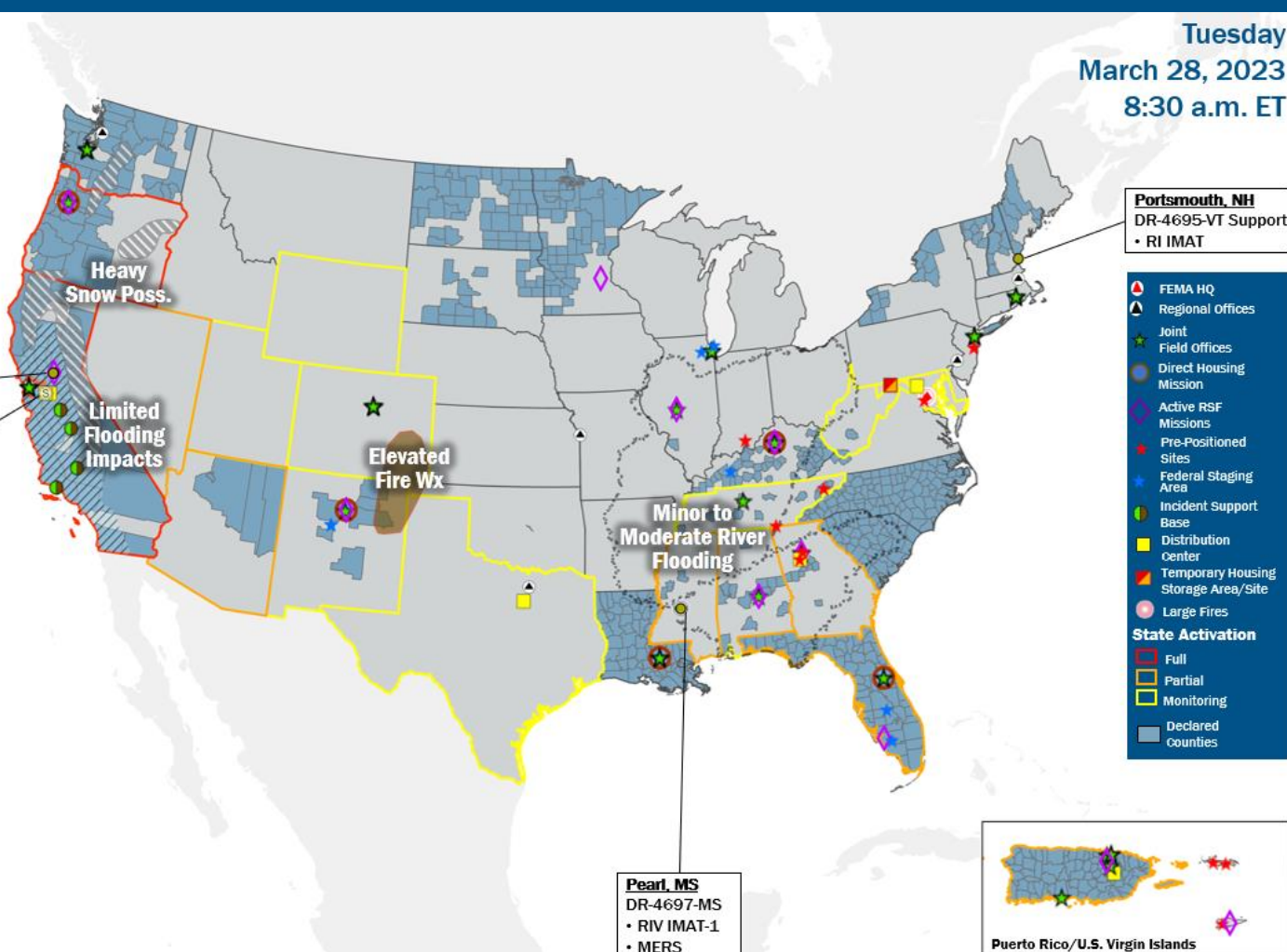
N-IMATs	
2-4 Teams Available	
Red	Reconstituting
White	
Blue	
Gold	
R-IMATs	
≥ 7 Teams Available	
I	NH
II	
III	
IV-1	MS
IV-2	
V	Reconstituting
VI-1	1
VI-2	
VII	CA
VIII	
IX-1	CA
IX-2	CA
X	

REGIONAL BREAKDOWN			
	JFO/VJFO	DR	EM
I	1/0	6	0
II	2/3	4	4
III	0/0	3	0
IV	4/1	11	3
V	1/1	4	0
VI	1/1	2	3
VII	0/0	0	0
VIII	0/1	5	0
IX	0/1	8	1
X	2/1	12	0



**Sacramento, CA**  
 DR-4683-CA  
 • RIX IMAT-1/2  
 EM-3592-CA  
 • RVII IMAT

**Tracy, CA**  
 EM-3592-CA  
 • SMT/ISB



## IM Workforce

13,428 (+1) Assigned  
 4,101 (+58) Unavailable  
 5,272 (+138) Deployed

---

30% / 4,055 (-26) Available

## IM Cadre Availability ≤ 25% Availability

Civil Rights: 22% (26/120); Disability Integration: 11% (7/61); Environmental Planning and Historic Preservation: 19% (154/831); Field Leadership: 20% (29/142); Hazard Mitigation: 18% (222/1,216); Human Resources: 20% (32/162); Operations: 16% (57/361); Public Assistance: 12% (260/2,178); Planning: 12% (55/459); Safety: 13% (10/80); Security 24% (36/147)

## MERS

≥ 66%

36 Assigned  
 0 Unavailable  
 2 (+1) Deployed

---

34 (-1) Available

## US&R

≥ 66%

28 Assigned  
 2 Unavailable  
 0 Deployed

---

26 Available

## FCO

≤ 1 Type I

49 Assigned  
 4 (-1) Unavailable  
 39 (24 FCOR) Deployed

---

6 (+1) Available

# Joint Preliminary Damage Assessments

Region	State / Location	Incident	IA	Number of Counties		Start – End
			PA	Requested	Complete	
II	NY	Severe Winter Storm Dec 23-25	IA	0	0	N/A
			PA	7	5	1/24 – TBD
IV	KY	Severe Storms & Tornadoes Mar 3-5	IA	6	6	3/20 – 3/25
			PA	89	74 (+1)	3/8 – TBD
	TN	Severe Storms and Flooding Mar 1-3	IA	0	0	N/A
			PA	46	0	3/28 – TBD
VI	TX	Winter Storm Jan 29 and continuing	IA	0	0	N/A
			PA	29	3	3/6 – TBD
IX	NV	Severe Widespread Flooding Mar 8	IA	0	0	N/A
			PA	8	2	3/20 – TBD
	CA	Severe Weather and Flooding Mar 9 and continuing	IA	9	0	3/18 – TBD
			PA	2	0	3/18 – TBD
	Yomba Shoshone Tribe	Severe Widespread Flooding Mar 8	IA	0	0	N/A
			PA	1	0	3/20 – TBD
	Hoopa Valley Tribe	Severe Widespread Flooding Feb 14-Mar 7	IA	1	0	3/24 – TBD
			PA	1	0	3/24 – TBD
	Tule River Tribe	Severe Widespread Flooding Mar 10 and continuing	IA	1	0	3/23 – TBD
			PA	1	0	3/24 – TBD



FEMA



# Declaration Request – Kentucky

**Declaration Type:** Major Disaster – Kentucky

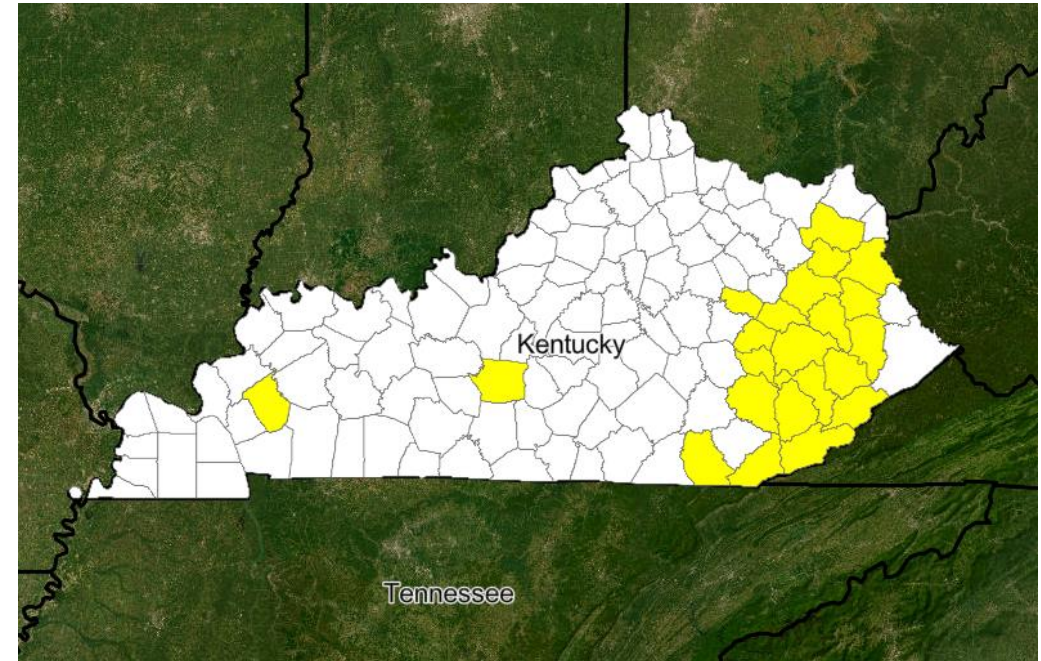
**Requested:** Mar 27, 2023

**Incident:** Severe Storms, Straight-line Winds, Flooding, Landslides, and Mudslides

**Incident Period:** Feb 14 - 20, 2023

**Requested:**

- **PA:** 22 counties
- **Hazard Mitigation:** Entire commonwealth



■ PA



**FEMA**

National Watch Center

# Declaration Requests in Process – 9

State / Tribe / Territory – Incident Description	Type	IA	PA	HM	Requested
Choctaw Nation of Oklahoma – Tornadoes	DR		X	X	Jan 3
WV – Severe Storms, Flooding, Landslides, and Mudslides (Appeal)	DR	X	X	X	Jan 27
TX – Severe Winter Storm	DR		X	X	Feb 21
OR – Severe Winter Storm, Straight-line Winds, Flooding, Landslides, and Mudslides	DR		X	X	Feb 27
CA – Heat Dome and Wildfires (Appeal)	DR		X	X	Mar 5
Navajo Nation – Severe Winter Storms, Snowstorm, and Flooding	DR		X	X	Mar 20
AR – Severe Winter Storms	DR		X	X	Mar 20
ND – Severe Winter Storm	DR		X	X	Mar 21
KY – Severe Storms, Straight-line Winds, Flooding, Landslides, and Mudslides	DR		X	X	Mar 27



**FEMA**

# Declaration Amendments

Declaration	Number	Issued	Action
FEMA-4689-DR-SD	1	Mar 21	Add 1 county for Public Assistance and 2 counties for snow assistance under the Public Assistance program



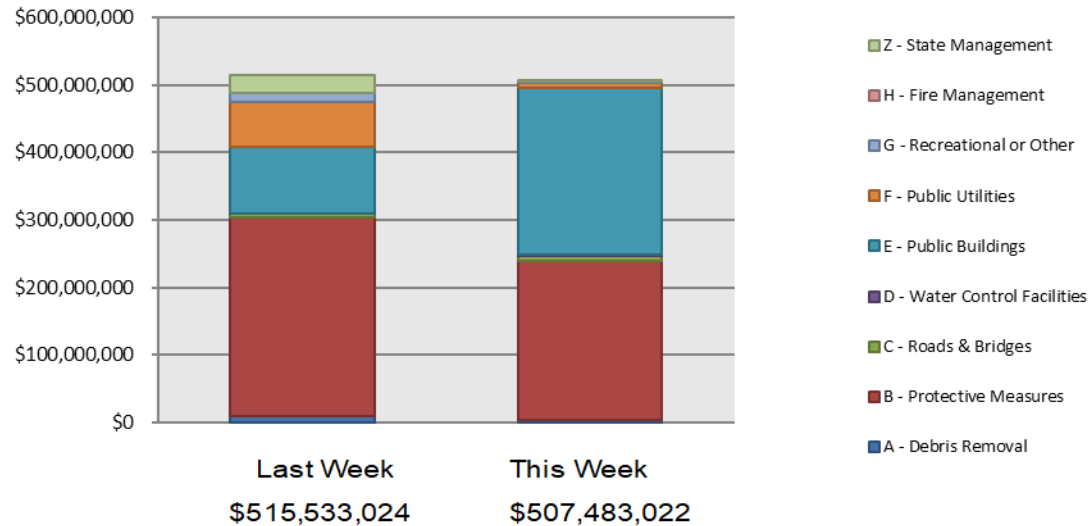
**FEMA**

# Public Assistance Grant Program

## PA Project Worksheets Obligated in past week, as of 03/27/2023 at 1500 EDT

PA Category	Emergency Work		Permanent Work				H - Fire Management	Z - State Management	Total	
	A - Debris Removal	B - Protective Measures	C - Roads & Bridges	D - Water Control Facilities	E - Public Buildings	F - Public Utilities				G - Recreational or Other
Number Of PWs Obligated	19	237	61	6	56	20	15	0	38	452
Federal Share Obligated	\$3,773,691.10	\$235,417,578.03	\$8,677,337.39	\$778,161	\$246,421,356.37	\$8,909,465.44	\$2,060,638.47	\$0	\$1,444,793.62	\$507,483,021.83

## Public Assistance Obligated per Category 3/13/2023 through 03/27/2023



## COVID-19 Obligated as of 03/27/2023

- Total Public Assistance Obligated: \$62,124,793,912

## This Week's PA Highlights

- In 4339-PR  
\$241 Million obligated for Category E - Public Buildings
- In 4502-DC  
\$34 Million obligated for Category B- Protective Measures
- In 4529-NM  
\$12.9 Million obligated for Category B- Protective Measures

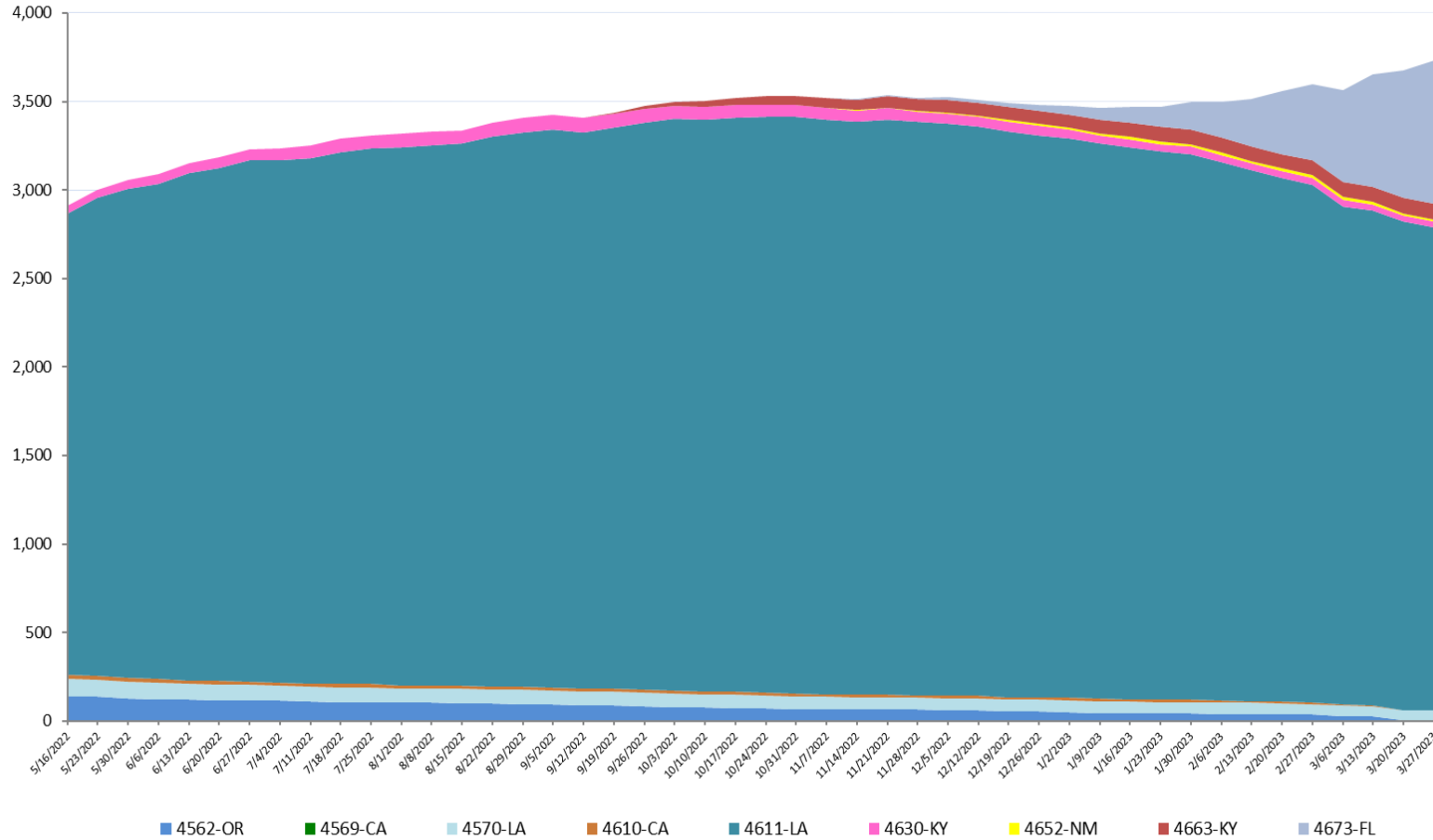




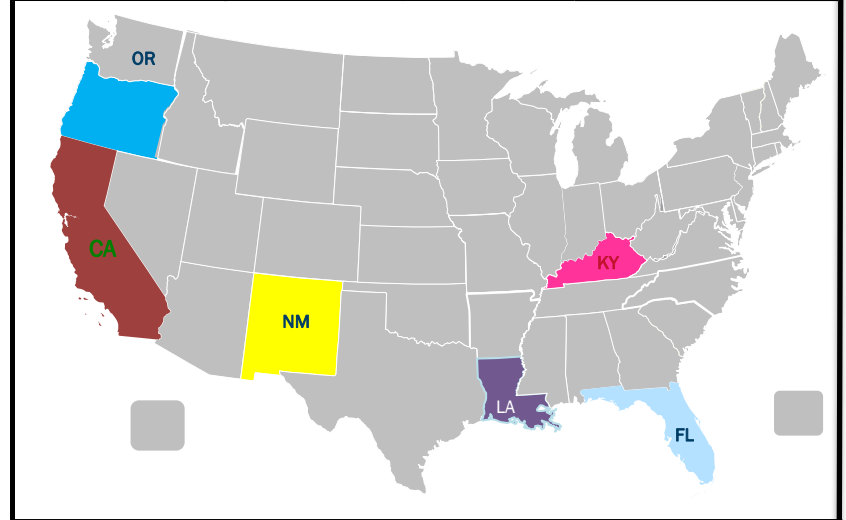
# Direct Housing

## Total Households in FEMA Direct Housing per State

Past Year per Week, 5/16/2022 – 03/27/2023. There are currently **4,319** Households Occupying **4,346** Temporary Units.



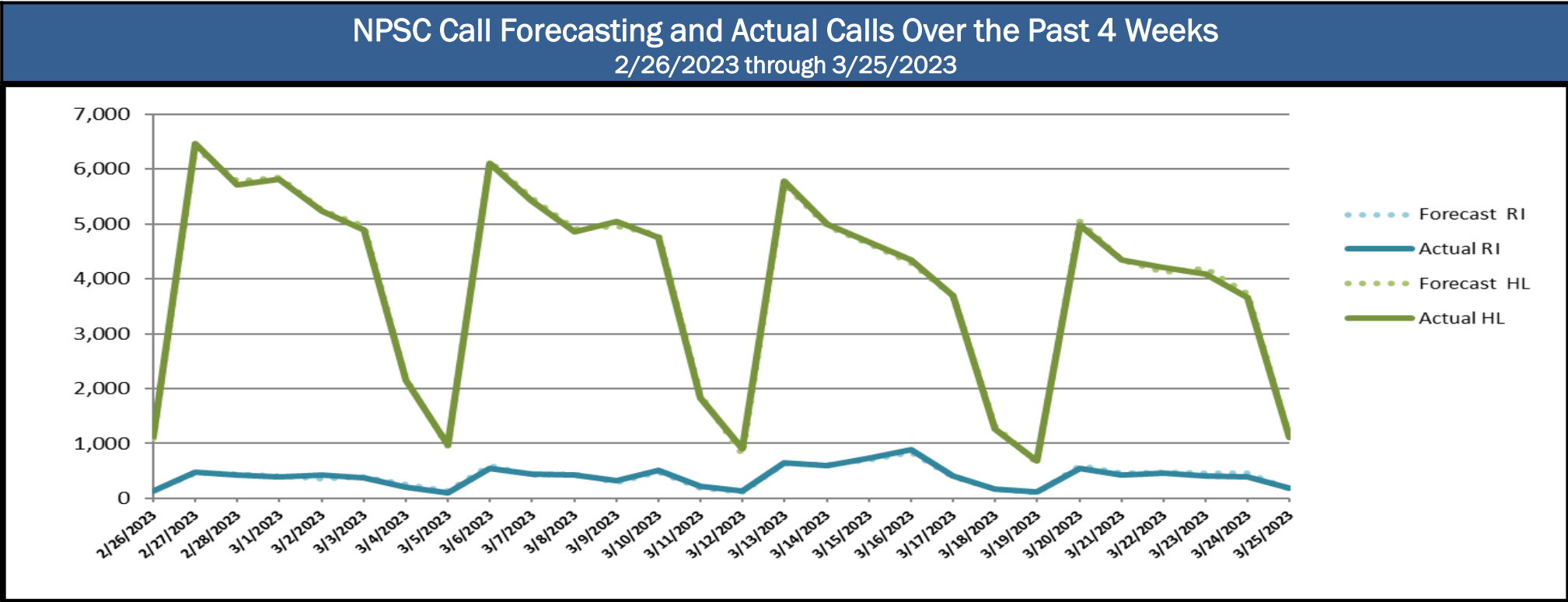
DR	IA Declaration Date	Program End Date	Current # of Households in Direct Housing (Weekly Change)
<b>4673-FL</b>	<b>9/29/2022</b>	<b>3/29/2024</b>	<b>807 (84)</b>
<b>4663-KY</b>	<b>7/29/2022</b>	<b>1/29/2024</b>	<b>88 (0)</b>
<b>4652-NM</b>	<b>5/4/2022</b>	<b>11/4/2023</b>	<b>13 (-2)</b>
<b>4630-KY</b>	<b>12/12/2021</b>	<b>6/13/2023</b>	<b>34 (0)</b>
<b>4611-LA</b>	<b>8/29/2021</b>	<b>2/28/2023</b>	<b>2729 (-32)</b>
<b>4610-CA</b>	<b>8/24/2021</b>	<b>2/24/2023</b>	<b>0 (0)</b>
<b>4570-LA</b>	<b>10/16/2020</b>	<b>4/16/2022</b>	<b>57 (0)</b>
<b>4562-OR</b>	<b>9/15/2020</b>	<b>3/15/2022</b>	<b>2 (0)</b>
<b>4559-LA</b>	<b>8/28/2020</b>	<b>2/28/2022</b>	<b>588 (-15)</b>



States with Currently Occupied Units

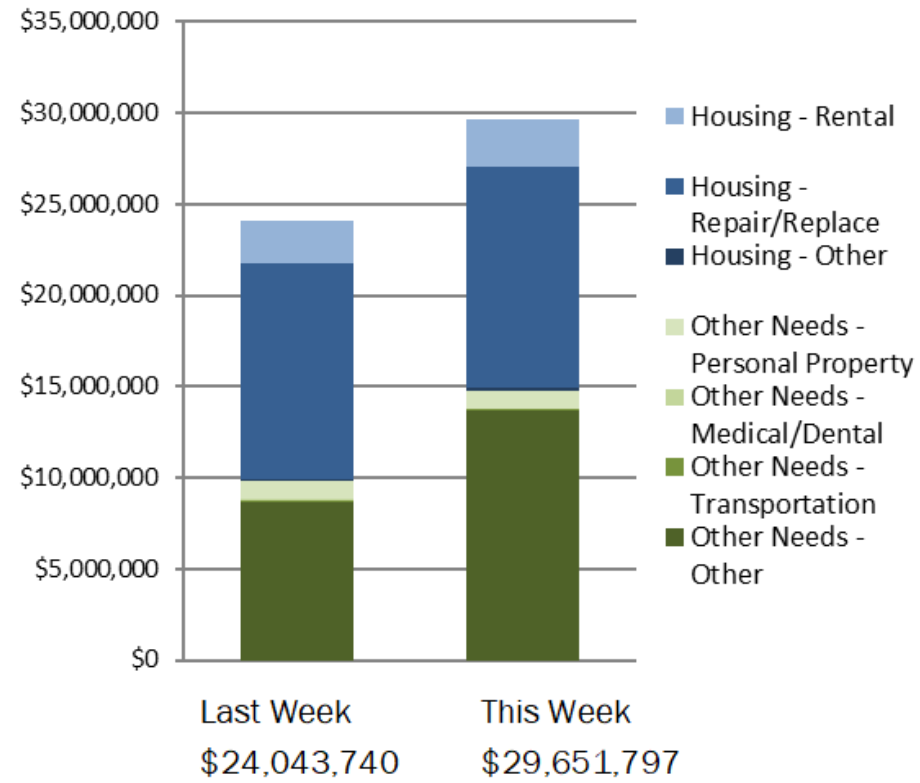
# NPSC Call Activity

NPSC Call Activity in the Past Week 3/19/2023 through 3/25/2023		
Call Type	Projected Calls	Actual Calls
Registration Intake:	3,473	3,561
Helpline:	25,433	25,652
<b>Combined:</b>	<b>28,906</b>	<b>29,213</b>



# Individual Assistance Activity

IHP Approved per Category in the Past  
2 Weeks – 03/13/2023 through 03/27/2023





# FEMA

Helping people before, during, and after disasters.



*Scan to subscribe to this briefing.*