

FEMA National Watch Center

# Daily Operations Briefing

Saturday, March 26, 2022

8:30 a.m. ET



**FEMA**

# National Current Ops / Monitoring

---

## New Significant Incidents / Ongoing Ops

- COVID-19

## Hazard Monitoring

- Rain and Thunderstorms – Mid-Atlantic to the Northeast
- Elevated Fire Weather – Portions of Texas, Georgia, and Carolinas

---

## Disaster Declaration Activity

- No new declaration activity

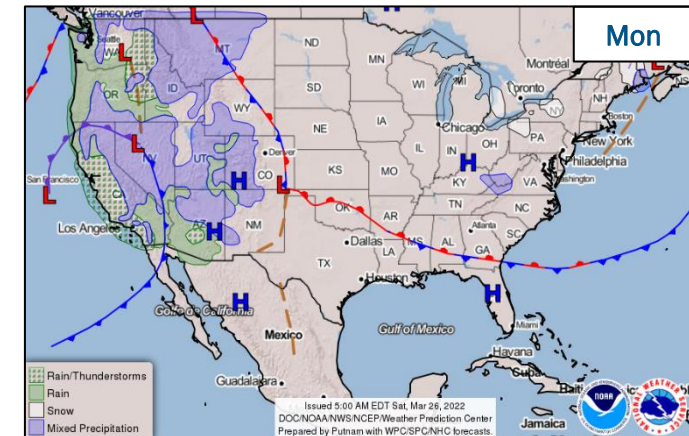
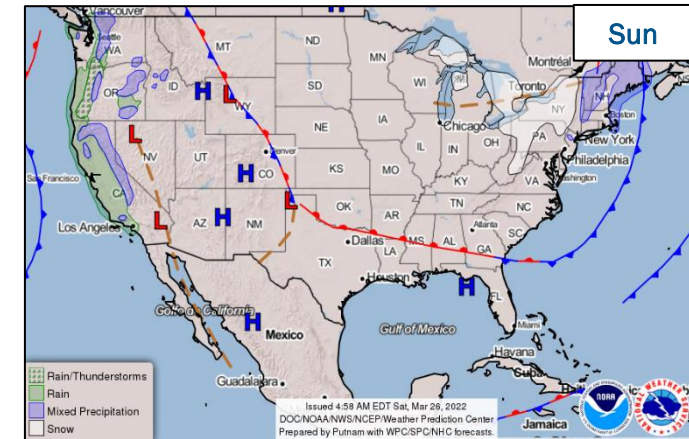
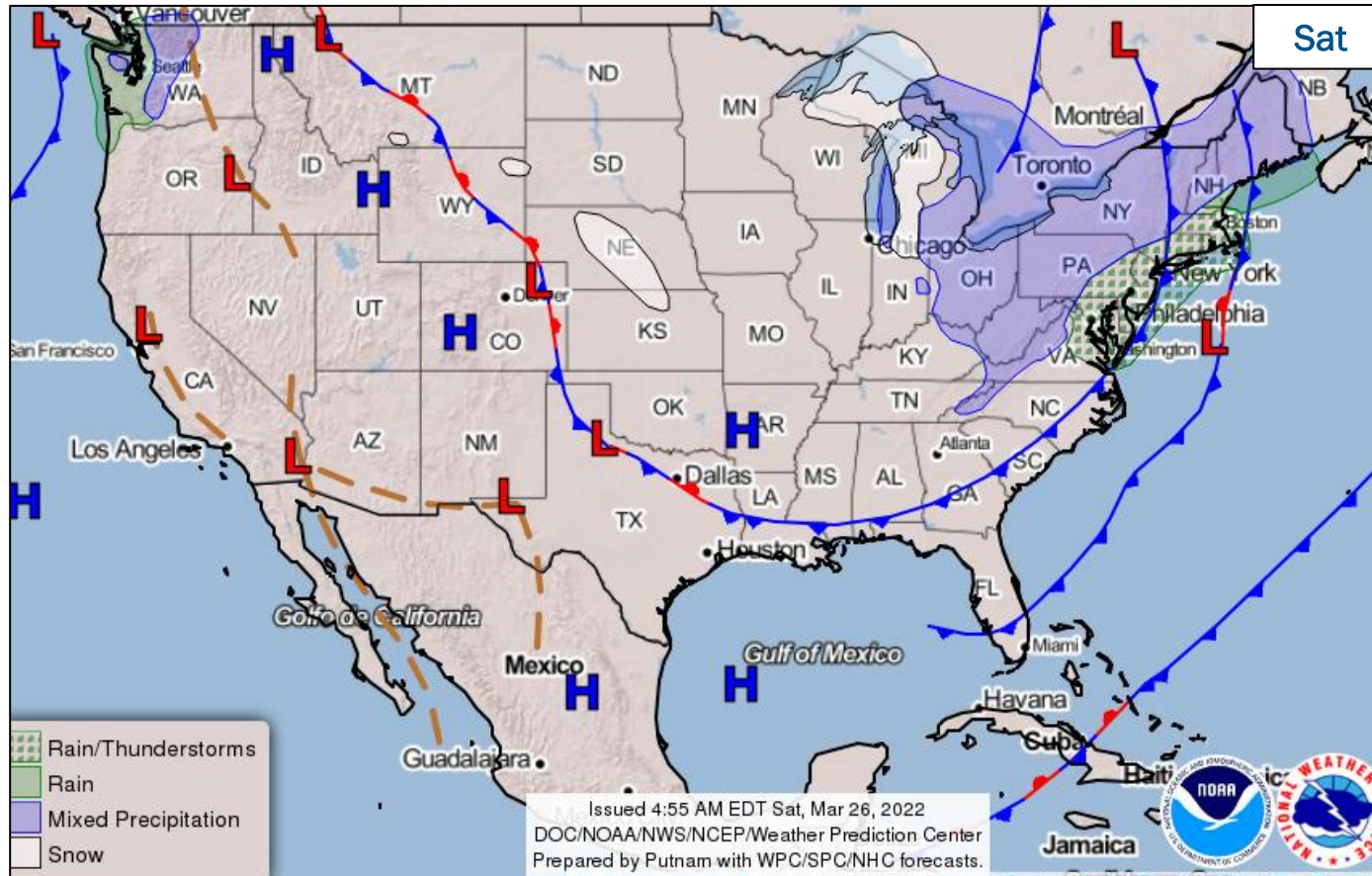
## Event Monitoring

- No significant events



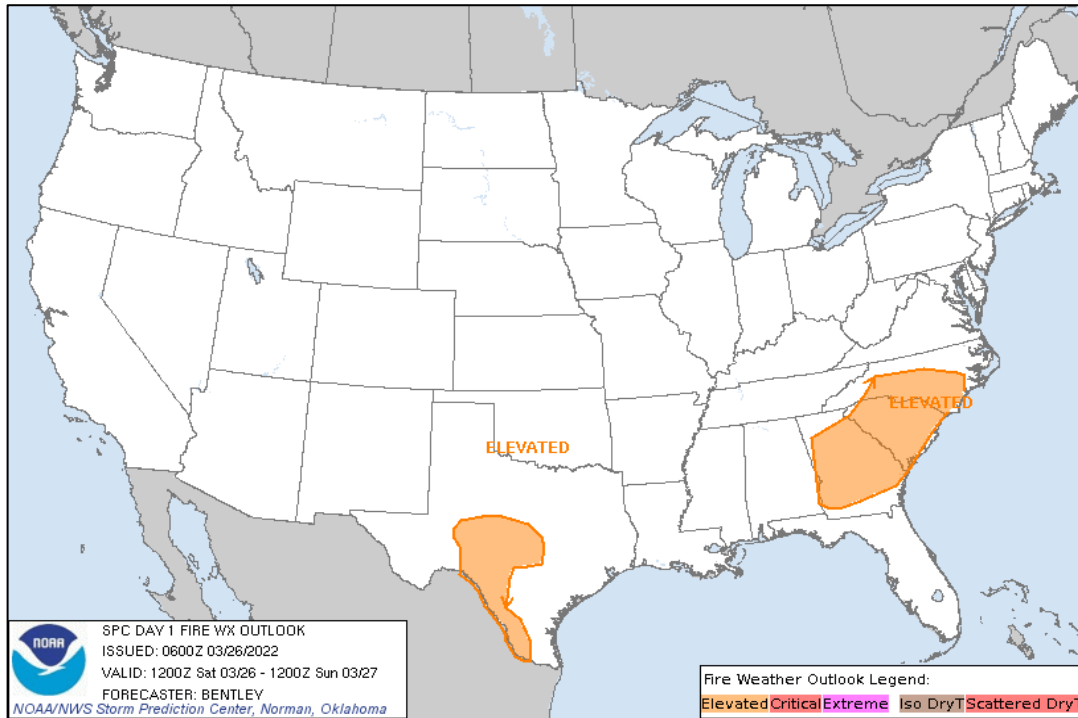
**FEMA**

# National Weather Forecast

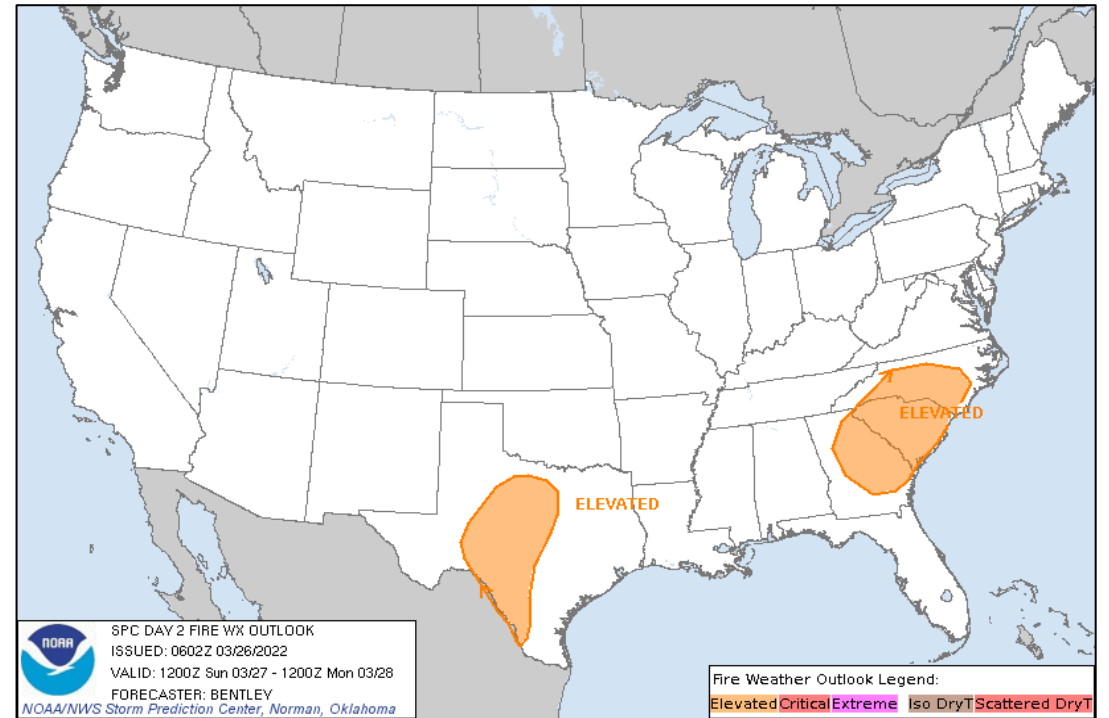


FEMA

# Fire Weather Outlook



Today



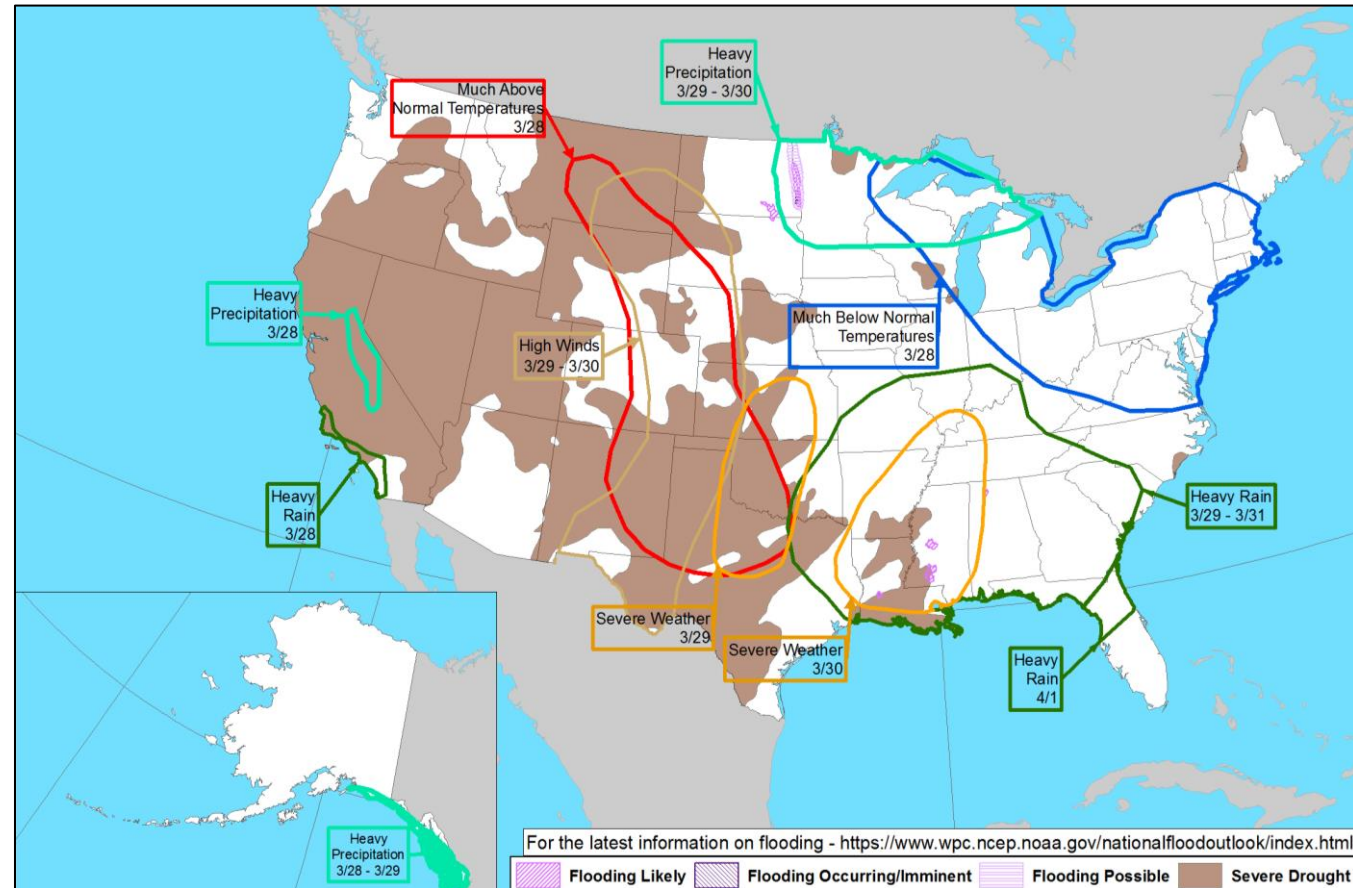
Tomorrow



FEMA

National Watch Center

# Hazards Outlook – Mar 28 – Apr 1



FEMA

# Joint Preliminary Damage Assessments

Region	State / Location	Incident	IA	Number of Counties		Start - End
			PA	Requested	Complete	
I	RI	Snow Jan 28-29	IA	0	0	N/A
			PA	5	4	3/3 - TBD
VI	Taos Pueblo (NM)	Severe Wind Dec 15, 2021	IA	1	0	3/10 - TBD
			PA	1	0	3/10 - TBD
	OK	Severe Weather Mar 21 - TBD	IA	1	0	3/25 - TBD
			PA	0	0	N/A
	TX	Severe Weather Mar 21 - TBD	IA	2	0	3/28 - TBD
			PA	0	0	N/A



**FEMA**

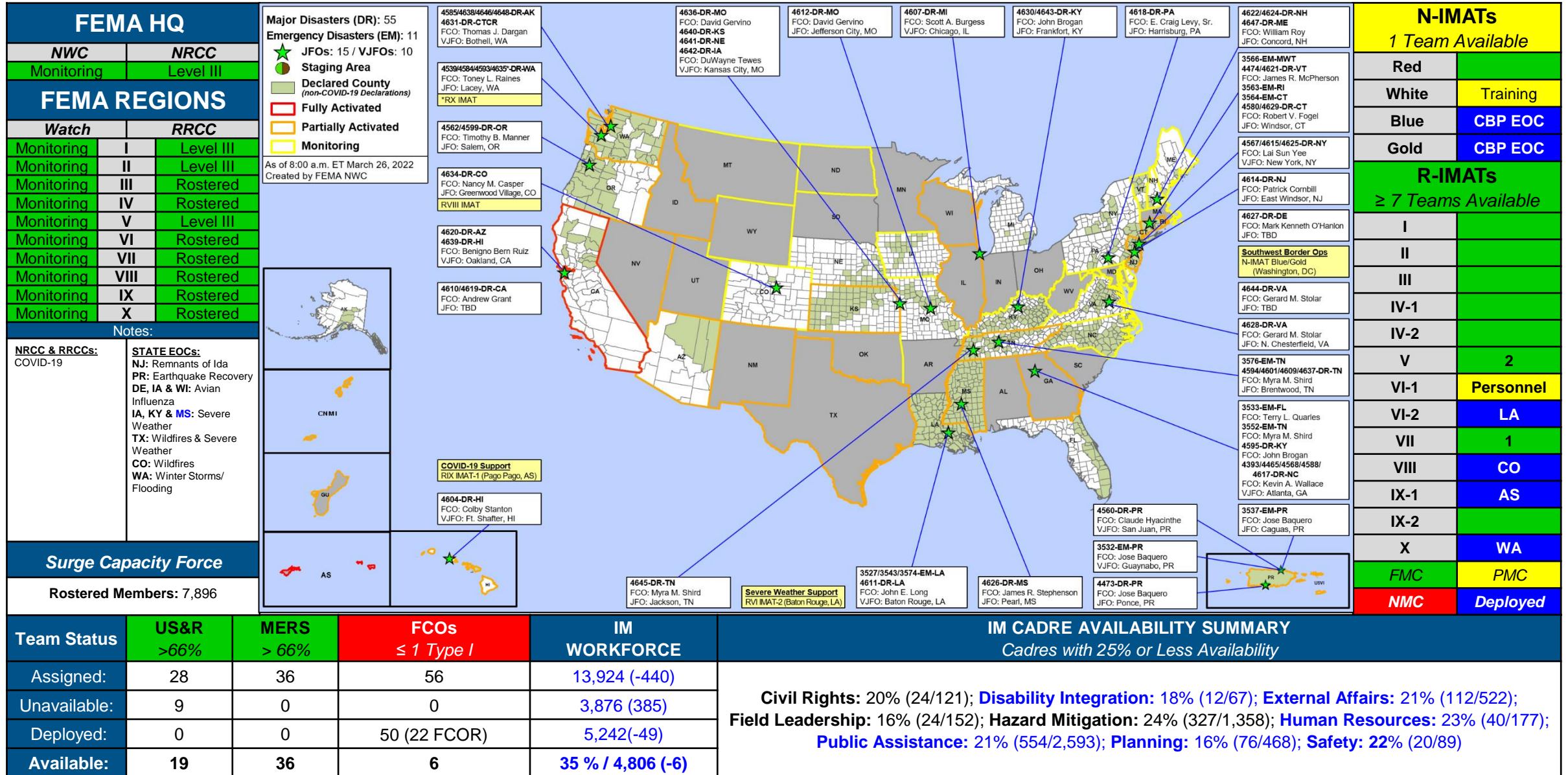
# Declaration Requests in Process – 3

State / Tribe / Territory – Incident Description	Type	IA	PA	HM	Requested
FL – Severe Storms, Straight-line Winds, and Tornadoes (Appeal)	DR	X			Feb 24
WA – Severe Winter Storm, Straight-line Winds, Flooding, Landslides, and Mudslides	DR		X	X	Mar 4
PR – Severe Storm, Flooding, and Landslides	DR	X		X	Mar 8



**FEMA**

# FEMA Common Operating Picture



Team Status	US&R >66%	MERS > 66%	FCOs ≤ 1 Type I	IM WORKFORCE
Assigned:	28	36	56	13,924 (-440)
Unavailable:	9	0	0	3,876 (385)
Deployed:	0	0	50 (22 FCOR)	5,242(-49)
Available:	19	36	6	35 % / 4,806 (-6)

IM CADRE AVAILABILITY SUMMARY	
Cadres with 25% or Less Availability	
<b>Civil Rights: 20% (24/121); Disability Integration: 18% (12/67); External Affairs: 21% (112/522);</b> <b>Field Leadership: 16% (24/152); Hazard Mitigation: 24% (327/1,358); Human Resources: 23% (40/177);</b> <b>Public Assistance: 21% (554/2,593); Planning: 16% (76/468); Safety: 22% (20/89)</b>	





# FEMA

Helping people before, during, and after disasters.



*Scan to subscribe to this briefing.*