

FEMA National Watch Center

Daily Operations Briefing

Sunday, March 24, 2024

8:30 a.m. ET



FEMA

National Current Ops / Monitoring

New Significant Incidents / Ongoing Ops

- No new significant incidents / operations

Hazard Monitoring

- Heavy snow – Southwest to the Great Lakes
- Freezing rain – Central Plains to the Great Lakes
- Severe thunderstorms – Southern and Central Plains
- Critical fire weather – Southern and Central Plains

Disaster Declaration Activity

- No new declaration activity

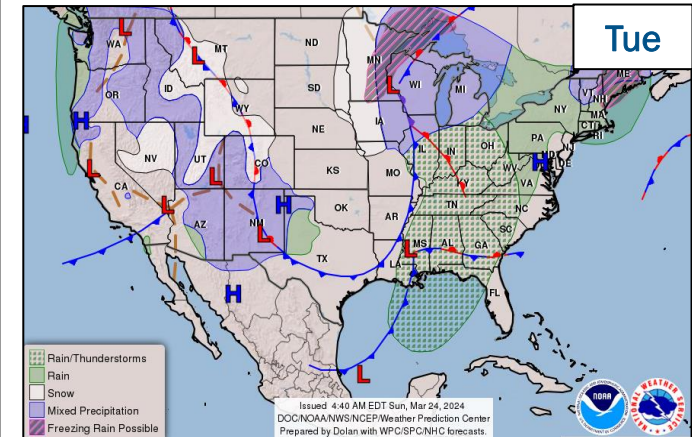
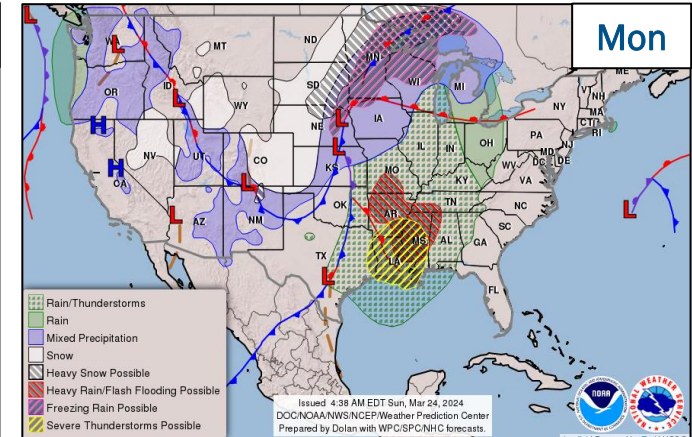
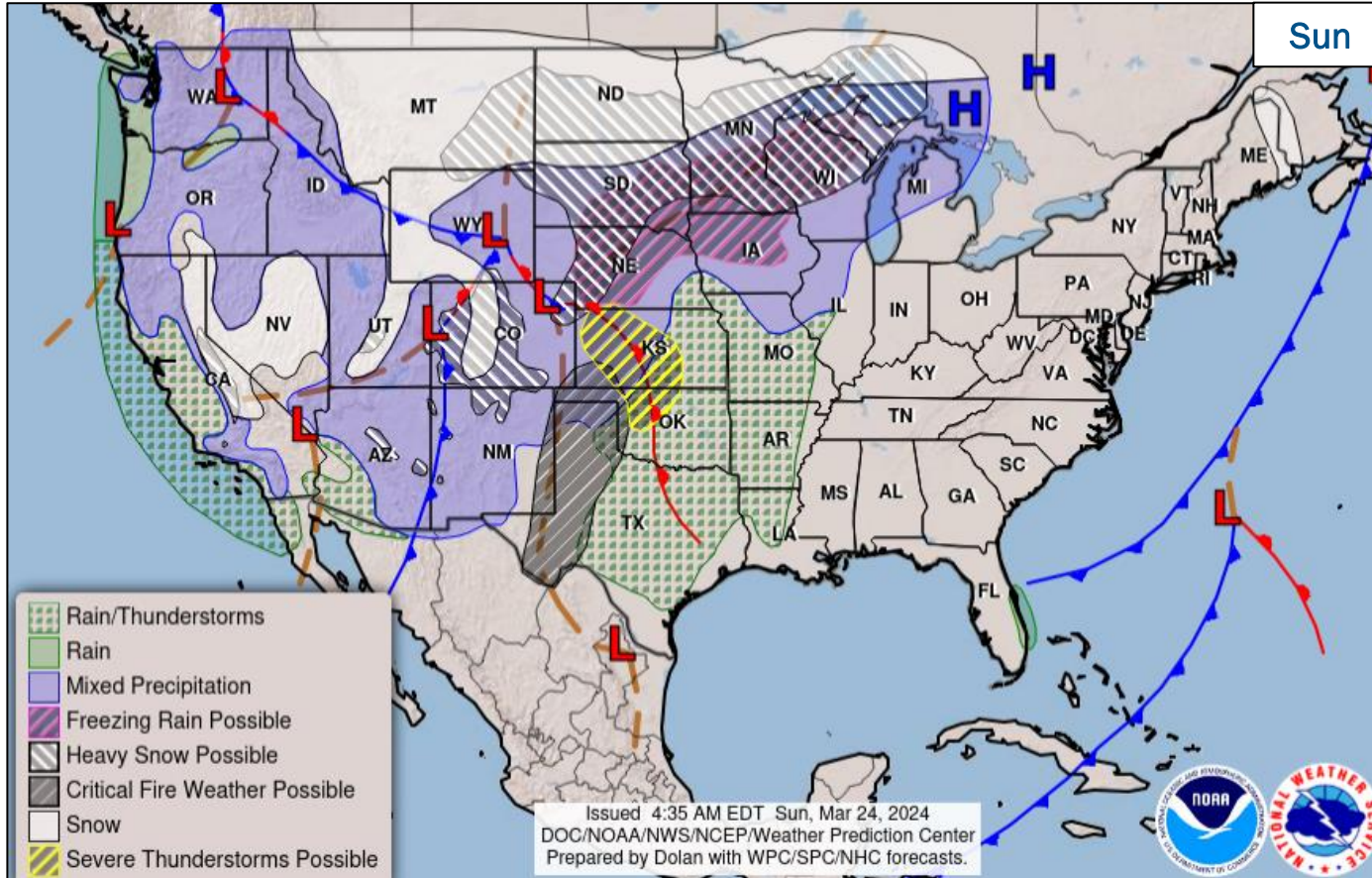
Event Monitoring

- No new significant events



FEMA

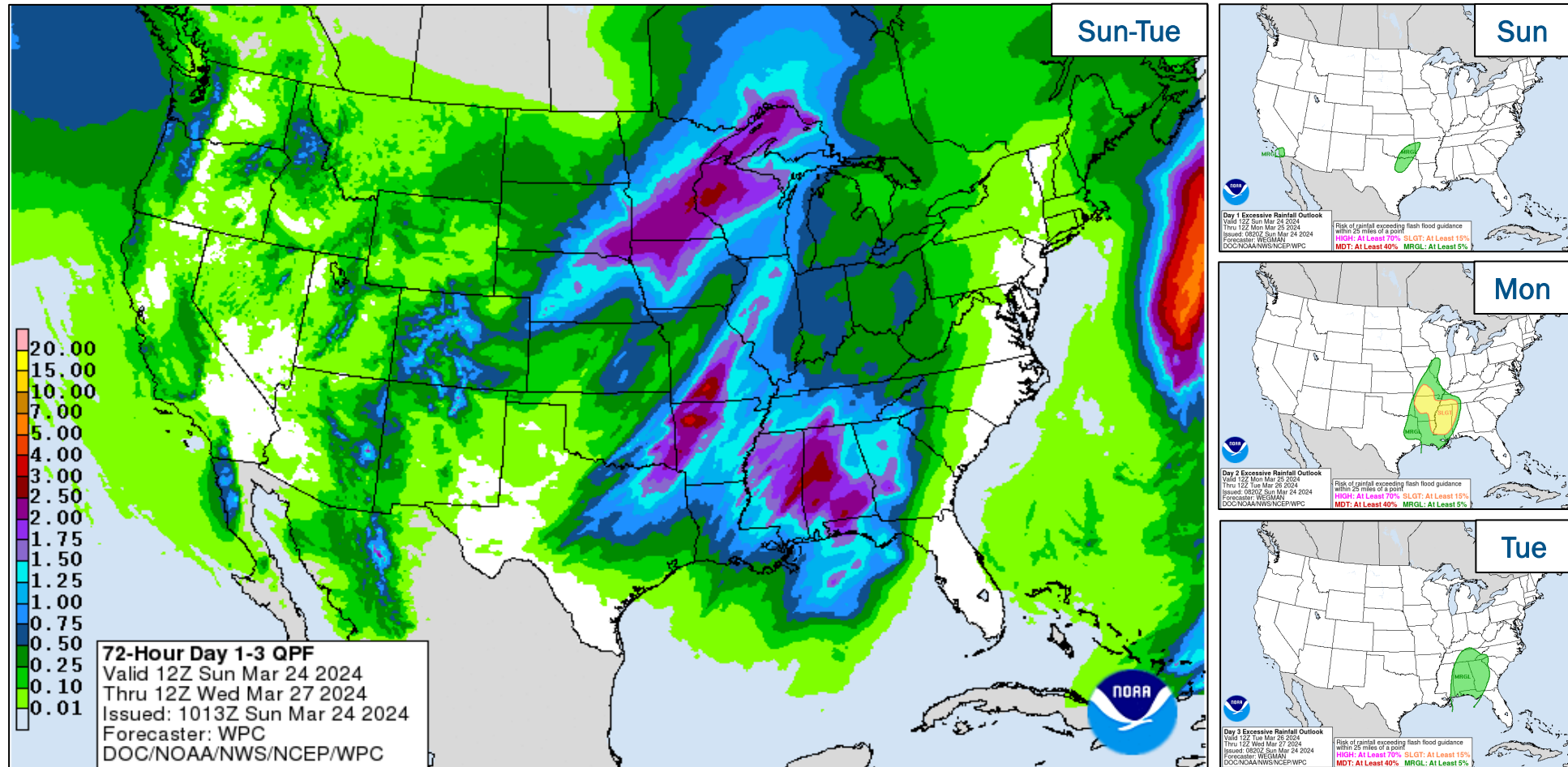
National Weather Forecast



FEMA

National Watch Center

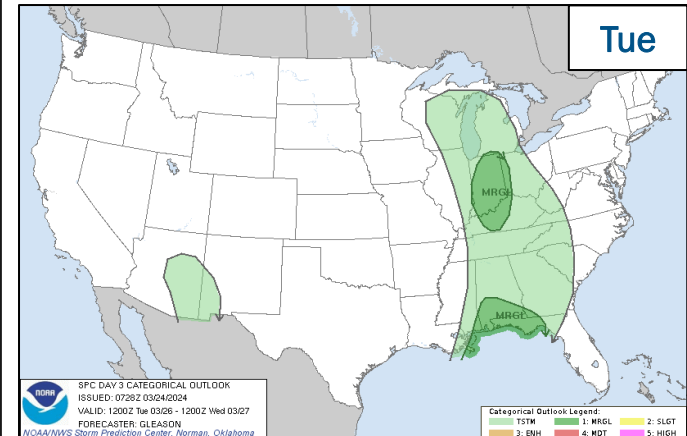
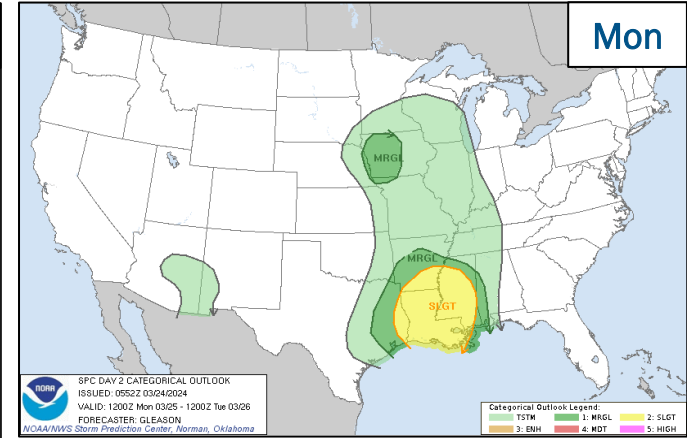
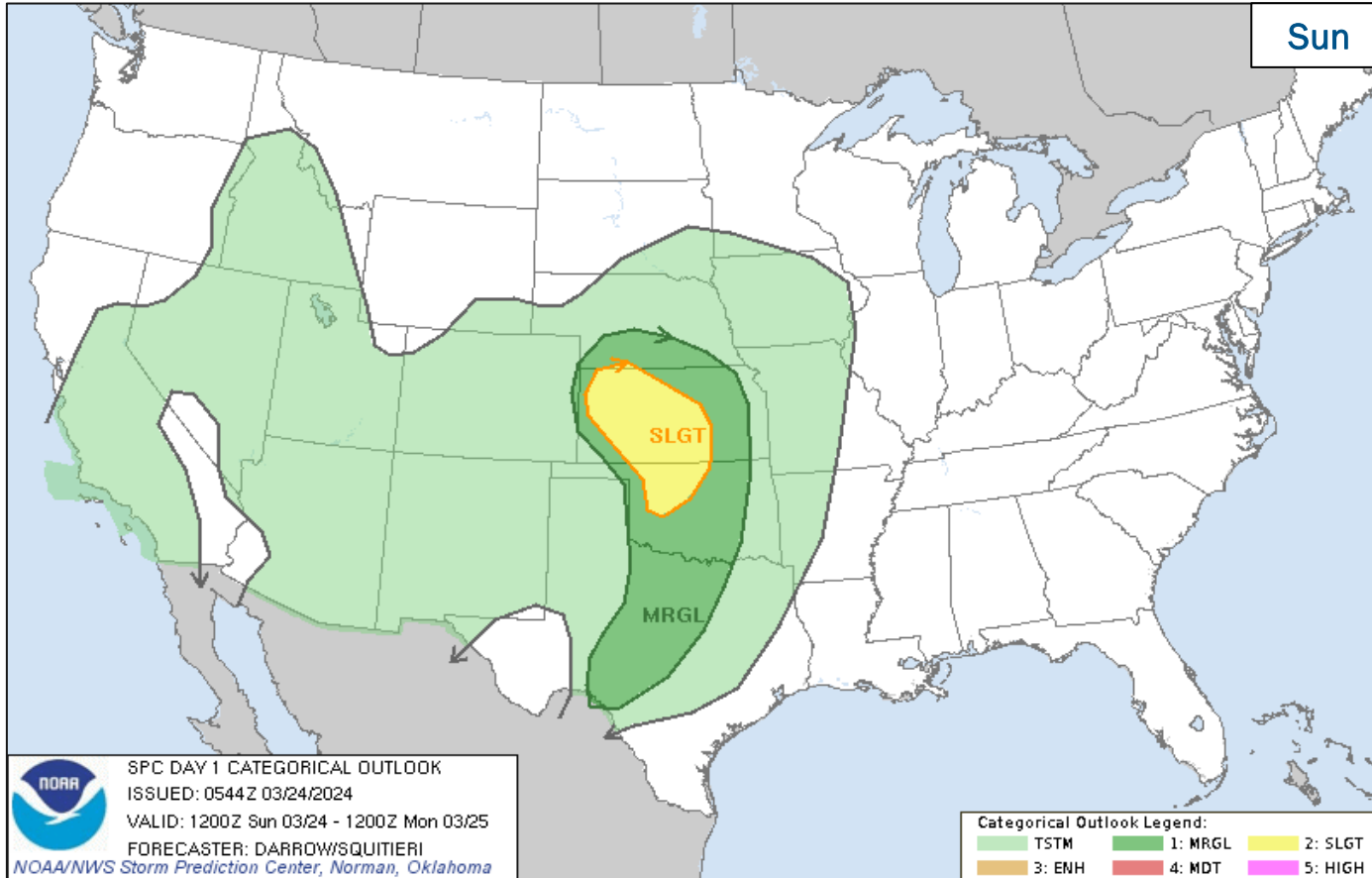
Precipitation & Excessive Rainfall



FEMA

National Watch Center

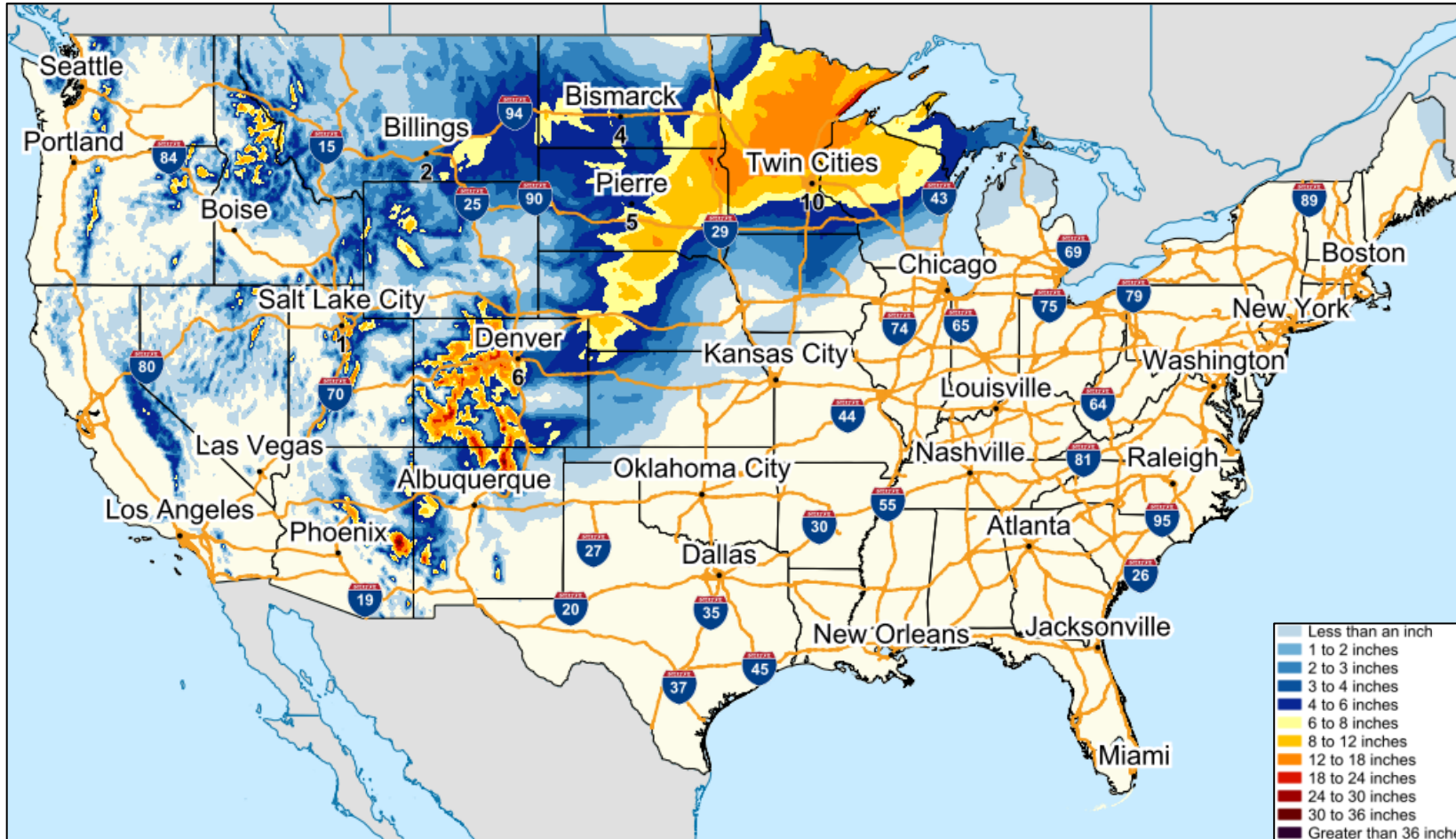
Severe Weather Outlook



FEMA

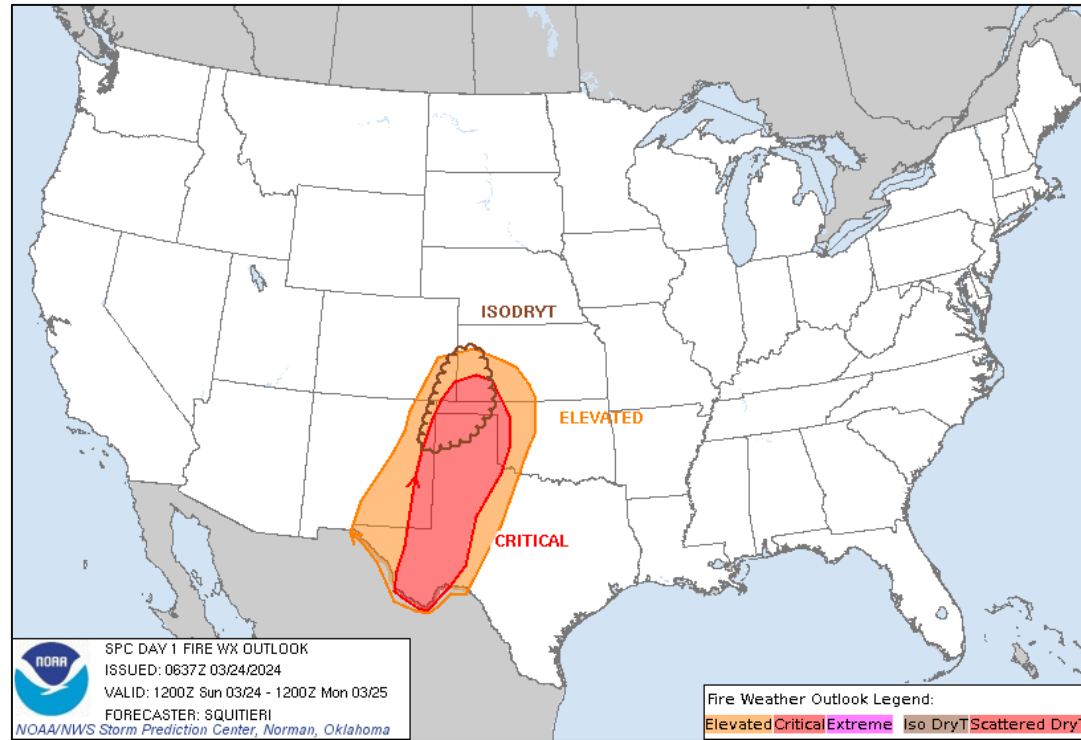
National Watch Center

Snowfall Forecast

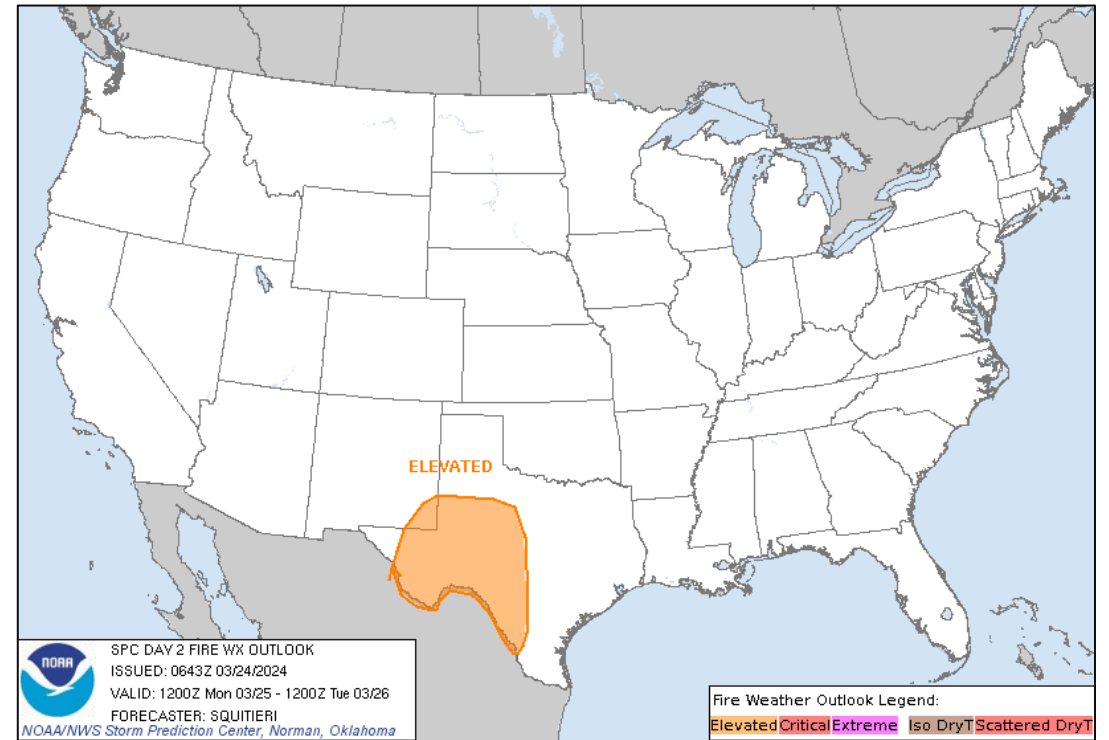


FEMA

Fire Weather Outlook



Today



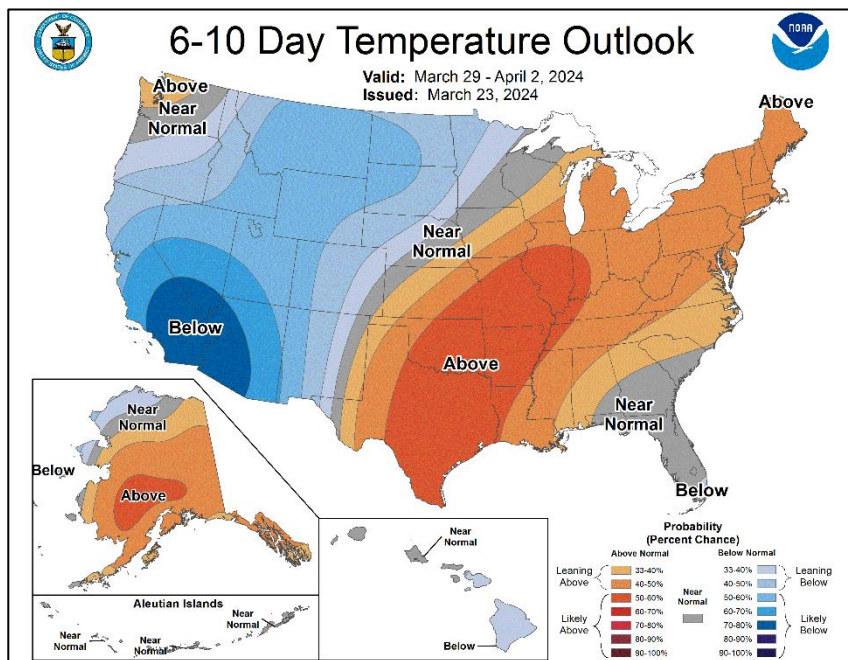
Tomorrow



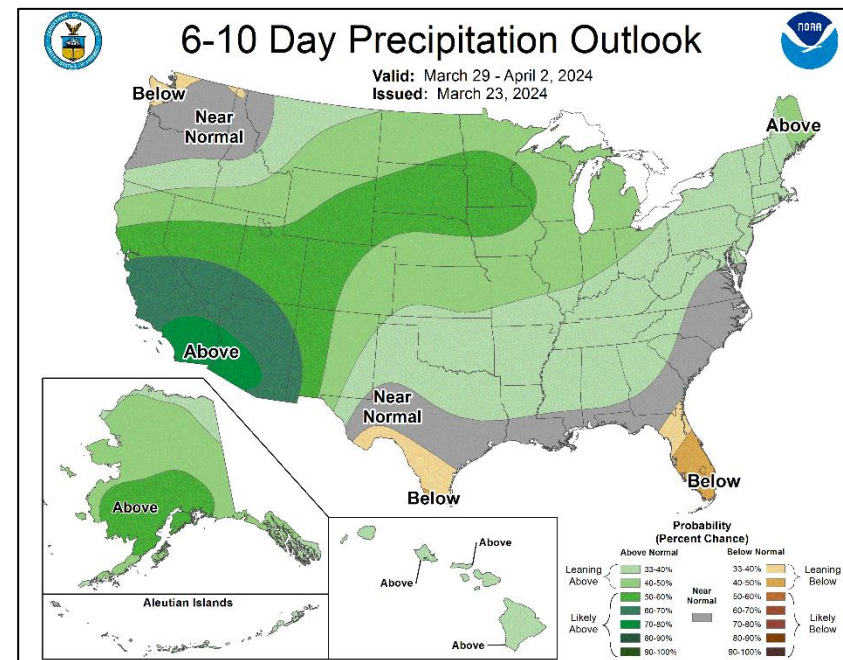
FEMA

National Watch Center

Long Range Outlooks – Mar 29–Apr 2



6-10 Day Temperature Probability



6-10 Day Precipitation Probability


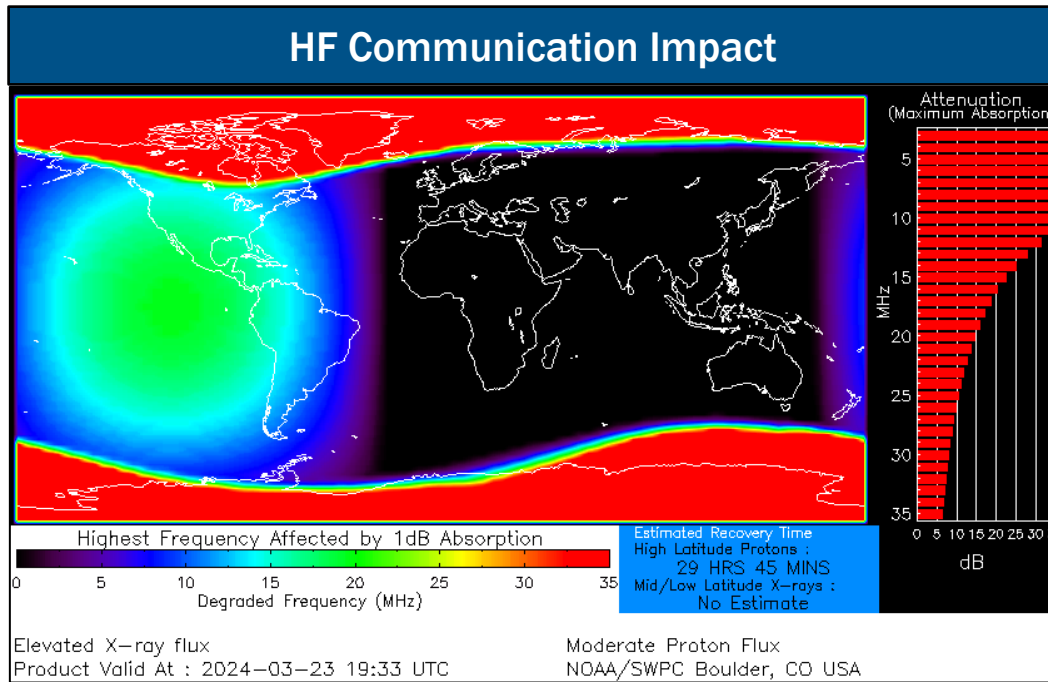


FEMA

Space Weather Outlook

Minor	Space Weather Activity	Geomagnetic Storms	Solar Radiation	Radio Blackouts
Past 24 Hours	Strong	G1	S2	R3
Next 24 Hours	Moderate	None	S2	None

For further information on NOAA Space Weather Scales refer to: <http://www.swpc.noaa.gov/noaa-scales-explanation>
 For further information on Sunspot Activity refer to: <https://www.swpc.noaa.gov/phenomena/sunspotssolar-cycle>



FEMA

National Watch Center

FEMA Common Operating Picture

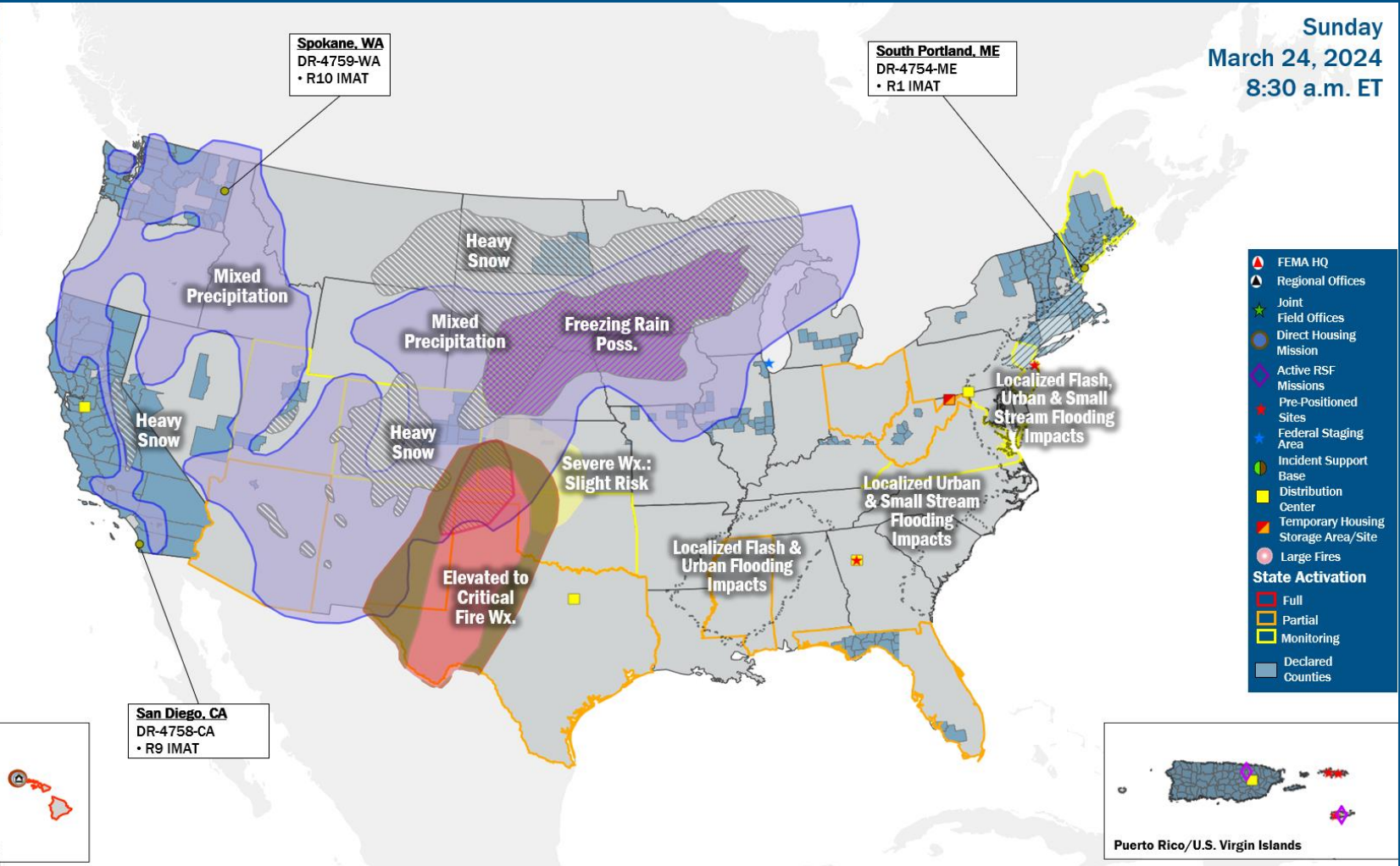
21 + 5 Joint Field Offices Virtual Joint Field Offices Supporting
75 + 2 Major Disasters Emergency Declarations
12 Direct Housing Missions
28 RSF-Supported Disasters

Sunday
 March 24, 2024
 8:30 a.m. ET

FEMA HQ	
NWC	NRCC
Monitoring	Activated
FEMA REGIONS	
Watch	RRCC
Monitoring	I Rostered
Monitoring	II Rostered
Monitoring	III Rostered
Monitoring	IV Rostered
Monitoring	V Rostered
Monitoring	VI Rostered
Monitoring	VII Rostered
Monitoring	VIII Rostered
Monitoring	IX Rostered
Monitoring	X Rostered
Notes:	
RWCs/RRCCs/IMATs:	STATE EOCs:
NRCC: Sustained Ops	FL/ME/NJ/OH/MS: Severe Weather
	TX: Ongoing Threats
	AZ/CO/UT: SW Border
	HI/OK/TX/VA/WV: Wildfires
	NJ: Coastal Storm
Volunteer Force	
Rostered 7,750	Deployed 114
Surge Capacity Force	
Rostered 8,388	Deployed 0

N-IMATs	
2-5 Teams Available	
Red	
White	
Blue	
Gold	
HS	
R-IMATs	
≥ 7 Teams Available	
I	ME
II	
III	
IV-1	1
IV-2	
V	
VI-1	2
VI-2	
VII	Personnel
VIII	3
IX-1	CA
IX-2	Personnel
X	WA
Fully Mission Capable (FMC)	
Partially Mission Capable (PMC)	
Not Mission Capable (NMC)	
Deployed	

REGIONAL BREAKDOWN			
	JFO/VJFO	DR	EM
I	4/0	14	2
II	2/1	4	0
III	1/0	1	0
IV	5/1	20	0
V	1/0	3	0
VI	1/0	1	0
VII	2/0	2	0
VIII	2/0	2	0
IX	1/1	18	0
X	2/2	10	0



IM Workforce

13,847 Assigned
 4,281 (+31) Unavailable
 5,130 (-14) Deployed

32% / 4,436 (-17) Available

IM Cadre Availability

9 Cadres ≤ 25% Availability

Disability Integration: 20% (10/51);
 Environmental Planning and Historic Preservation: 20% (157/802); Field Leadership: 16% (23/147);
 Hazard Mitigation: 25% (313/1,249); Operations: 16% (53/329); Public Assistance: 20% (442/2,198);
 Planning: 12% (56/462); Safety: 11% (9/85); Security: 21% (29/137)

MERS

> 66%

36 Assigned
 0 Unavailable
 0 Deployed

36 Available

US&R

> 66%

28 Assigned
 1 Unavailable
 0 Deployed

27 Available

FCO

≤ 1 Type I

48 Assigned
 7 Unavailable
 38 (23 FCOR) Deployed

3 Available

Joint Preliminary Damage Assessments

Region	State / Location	Incident	IA	Number of Counties		Start - End
			PA	Requested	Complete	
I	RI	Flooding Jan 8-17	IA	3	3	2/15 - 2/22
			PA	4	2	2/26 - TBD
	MA	Flooding Jan 10-13	IA	0	0	N/A
			PA	4	1	2/15 - TBD
	NH	Flooding Jan 9 and continuing	IA	0	0	N/A
			PA	10	3	2/20 - TBD
V	IN	Severe Storms and Tornadoes Mar 14	IA	1	0	3/22 - TBD
			PA	0	0	N/A
	OH	Severe Storms and Tornadoes Mar 14	IA	11	0	3/26 - TBD
			PA	0	0	N/A
VII	KS	Winter Storm Jan 7-16	IA	0	0	N/A
			PA	19	11	3/7 - TBD



FEMA

Declaration Requests in Process – 8

State / Tribe / Territory – Incident Description	Type	IA	PA	HM	Requested
OH – Train Derailment	DR	X	X	X	Jul 3
AK – Severe Storms, Flooding, and Landslides	DR	X	X	X	Jan 8
IA – Severe Winter Storms and Snowstorm	DR		X	X	Feb 13
MBMI* – Severe Storms and Flooding	DR		X	X	Mar 1
VT – Severe Winter Storm	DR		X	X	Mar 6
MA – Severe Storms and Flooding (APPEAL)	DR	X	X	X	Mar 11
OR – Severe Winter Storms, Straight-line Winds, Landslides, and Mudslides	DR		X	X	Mar 12
CA – Severe Storms, Flooding, Landslides, and Tornadoes	DR		X	X	Mar 22

*Morongo Band of Mission Indians



FEMA



FEMA

Helping people before, during, and after disasters.



Scan to subscribe to this briefing.