

FEMA National Watch Center

Daily Operations Briefing

Thursday, March 24, 2022

8:30 a.m. ET



FEMA

National Current Ops / Monitoring

New Significant Incidents / Ongoing Ops

- COVID-19

Hazard Monitoring

- Freezing rain - Northeast
- Critical fire weather – south Texas

Disaster Declaration Activity

- No new declaration activity

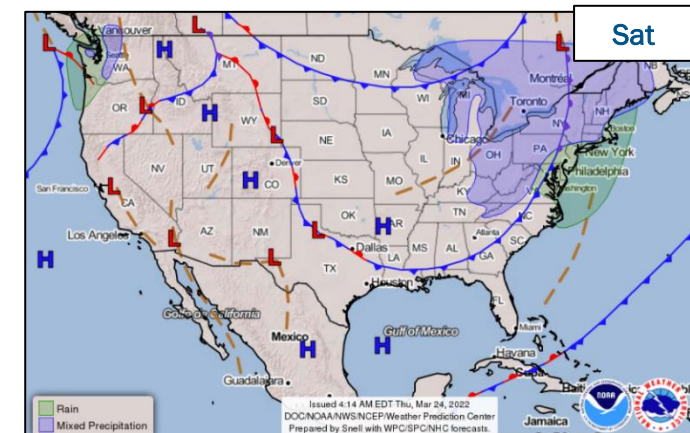
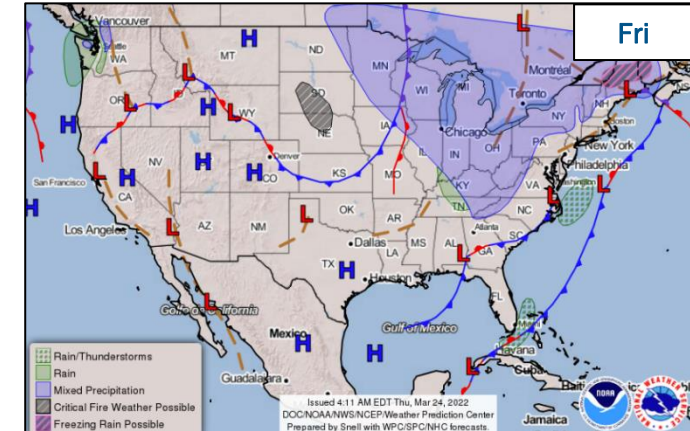
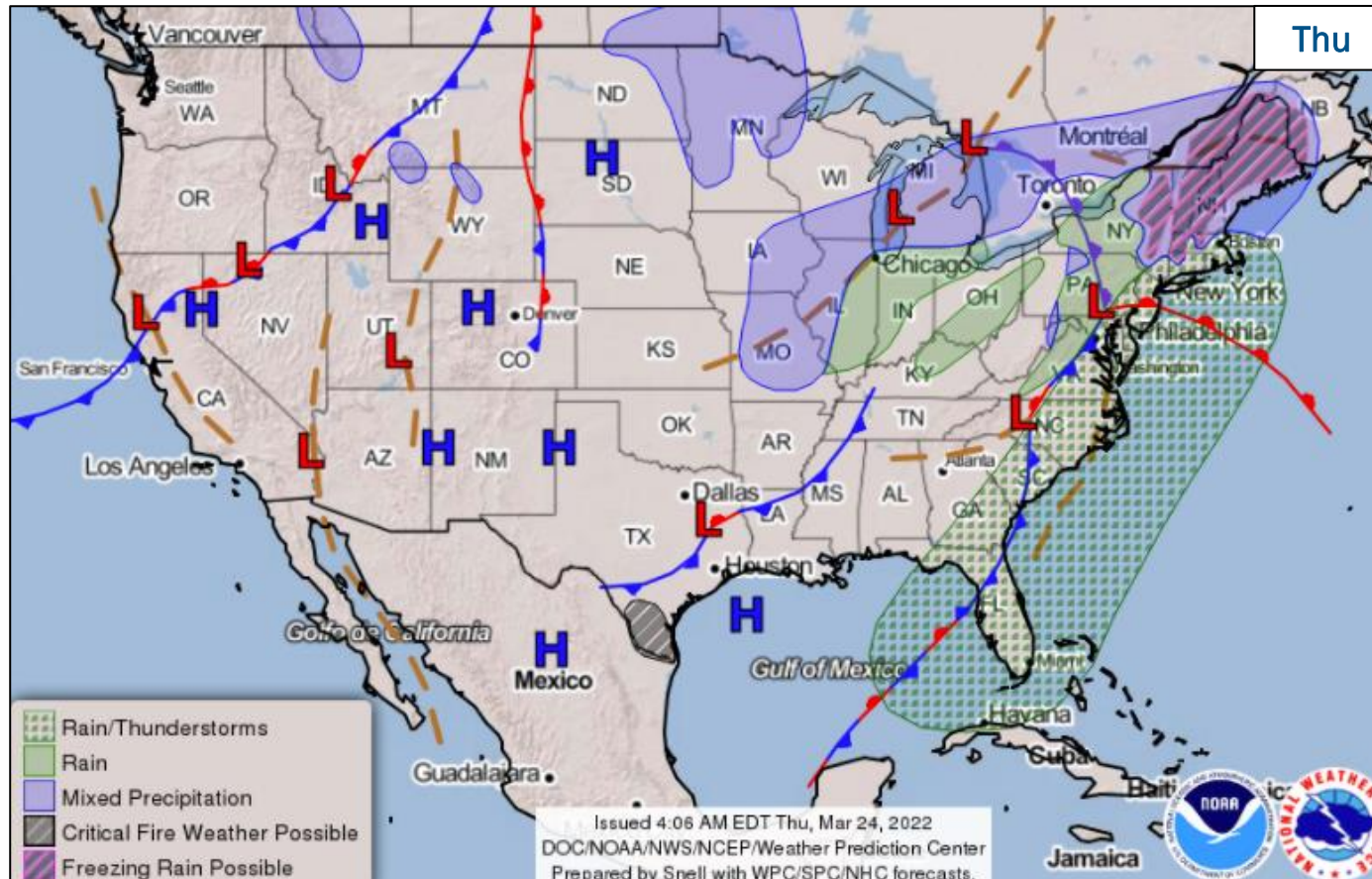
Event Monitoring

- No significant events



FEMA

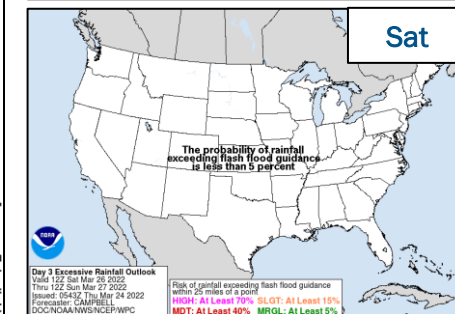
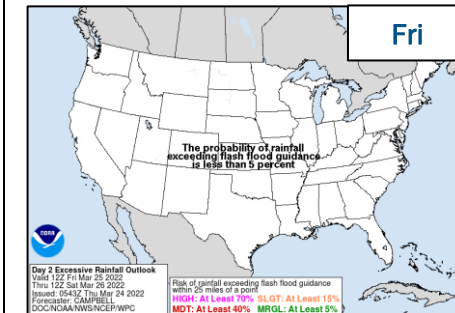
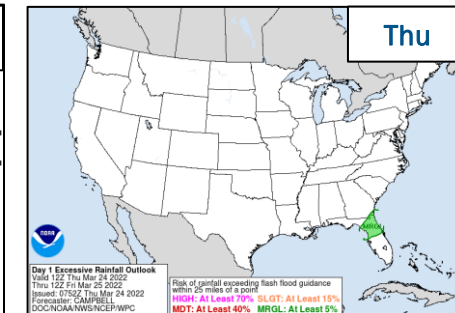
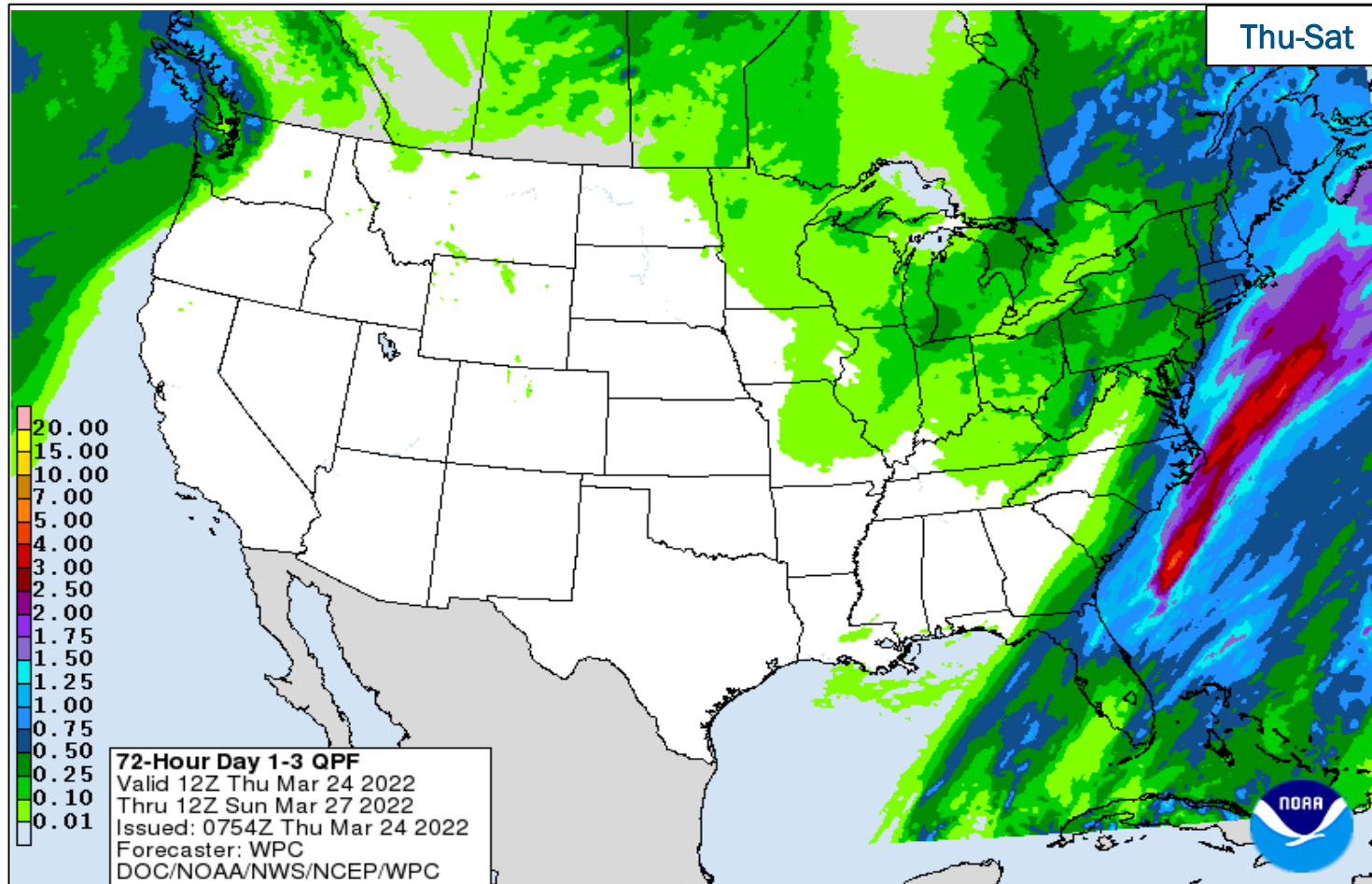
National Weather Forecast



FEMA

National Watch Center

Precipitation & Excessive Rainfall



FEMA

National Watch Center

Joint Preliminary Damage Assessments

Region	State / Location	Incident	IA	Number of Counties		Start – End
			PA	Requested	Complete	
I	MA	Snow Feb 3-4	IA	0	0	N/A
			PA	6	4 (+1)	2/22 – TBD
	RI	Snow Jan 28-29	IA	0	0	N/A
			PA	5	0	3/3 – TBD
VI	Taos Pueblo (NM)	Wind Dec 15, 2021	IA	1	0	3/10 – TBD
			PA	1	0	3/10 – TBD



FEMA

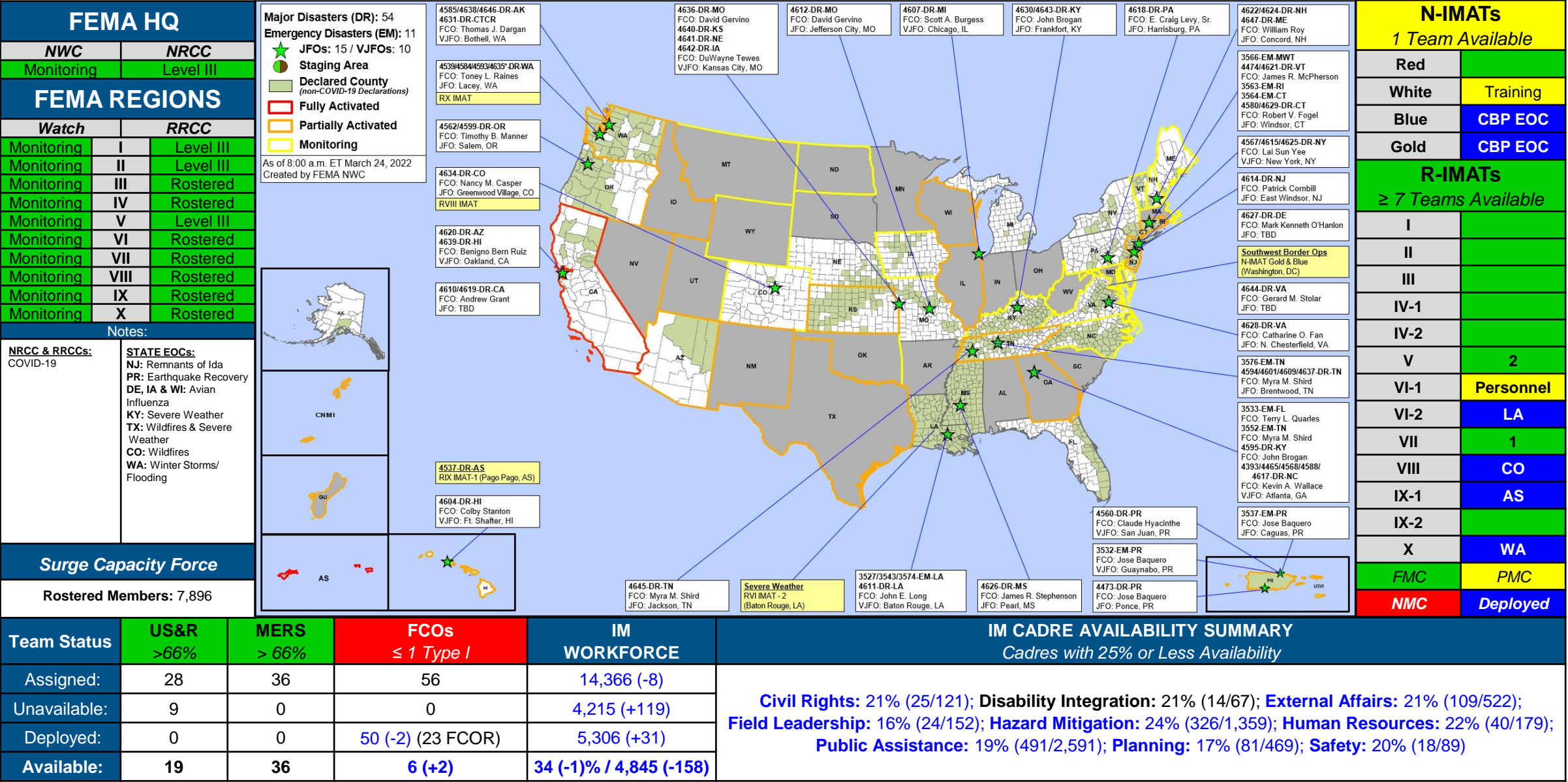
Declaration Requests in Process – 4

State / Tribe / Territory – Incident Description	Type	IA	PA	HM	Requested
AK – Severe Winter Storm, Snowstorm, and Straight-line Winds	DR		X	X	Feb 23
FL – Severe Storms, Straight-line Winds, and Tornadoes (Appeal)	DR	X			Feb 24
WA – Severe Winter Storms, Straight-line Winds, Flooding, Landslides, and Mudslides	DR		X	X	Mar 4
PR – Severe Storm, Flooding, and Landslides	DR	X		X	Mar 8



FEMA

FEMA Common Operating Picture



FCO Senior Leadership COP Brief - FEMA 4621-DR-VT: James McPherson

Individual Assistance

Registrations
N/A

Individuals and Households Program
N/A

Small Business Admin Loans
N/A

Housing Assistance
N/A

NFIP Payouts
N/A

Other Needs Assistance
N/A

No Cost Office Space
Provided by VT EOC and DHS Partner Coast Guard

STAFF SUMMARY (4474 & 4621-VT)

Total Staff: 46 | Coach/Evaluators: 14

Staff by Proficiency Level

28

14

4

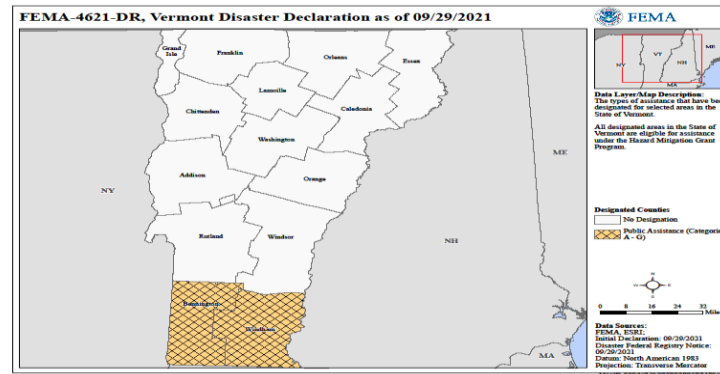
0% ■ Qualified ■ Trainee/Candidate 100%



FEMA

INCIDENT SUMMARY

A storm cell impacted Vermont July 29th and 30th 2021. Vermont experienced power outages and 7-8 inches of rain with associated flooding leaving extensive road and infrastructure damages in its wake. On September 13, 2021, Governor Scott requested, and President Biden approved a major disaster declaration for Severe Storm and Flooding on September 29, 2021, designating Bennington and Windham counties for Public Assistance, and the entire State for Hazard Mitigation assistance.



FCO ASSESSMENT

Priorities

- **Focus:** Coordinate Integrated/Interagency delivery of the PA Program through the lens of operational equity.
- **State and Survivor Assistance:** Ongoing and robust support to all partners for a quick, efficient, and effective recovery.

Data as of 21 Mar 2022

PUBLIC ASSISTANCE SUMMARY

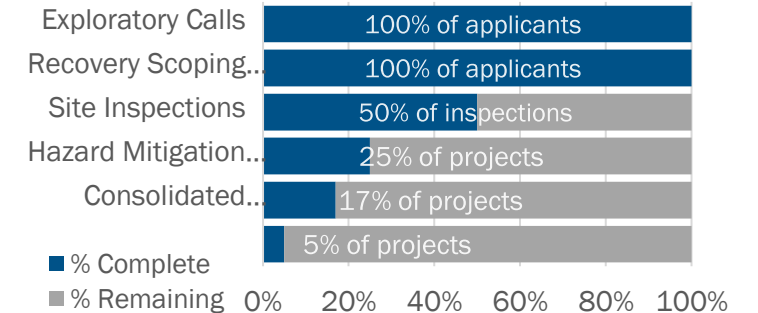
Applicants 20

Projects 100

\$ Obligated \$551 K

Life of Disaster est. \$8 M

% of Phase Complete



TRANSITION TIMELINE

Individual Assistance N/A

Public Assistance: 30 Jul 2022

Hazard Mitigation: 30 Jul 2022

Interagency Recovery Coordination – Ongoing

National Watch Center

FCO Senior Leadership COP Brief FEMA 4621-DR-VT: James McPherson

Recovery Support Functions (RSF)

Recovery Outcomes		
Housing	Housing: Adequate, resilient, accessible, and affordable housing	
	1	All survivors whose primary residences were damaged or destroyed or were displaced by the disaster have returned and re-established residence in permanent housing within the affected community
	2	Survivors can afford post-disaster permanent housing units within the affected community without post-disaster assistance
	3	Post-disaster permanent housing units in the affected community meet or exceed recognized residential codes and standards and incorporate recommended mitigation measures appropriate to the area's hazards (e.g., flooding, fire, high winds), or include resiliency measures
Economic	Economic: Sustainable, diversified and resilient economy	
	1	Business activities are resumed and restored, including those local and marginalized businesses and major employers
	2	Local and state government ability to facilitate and regulate business activities is restored
	3	Tax base and revenue streams from businesses are restored
	4	Communities have Comprehensive Economic Development Strategies that measures the recovery process
	5	Financial activities essential to credit and insurance coverage and flows are restored
Community	Community Recovery: Resilient recovery of SLTT communities	
	1	Community Conditions Assessment + Community Profiles
	2	Status of emergency plans, such as the Mitigation plan and Pre-Disaster Recovery Plan
	3	Community engagement and communication strategy is in place for long-term recovery plan or strategy
	4	Mitigation and recovery projects have been implemented
	5	Inclusive communications strategy developed for long-term recovery planning or strategy

Recovery Outcomes		
Infrastructure Systems	Infrastructure: Restored, modernized, hardened and resilient systems	
	1	Power systems and fuel delivery services have been repaired, modernized, and strengthened for future disasters
	2	Water systems, dams, levees, and service capacities have been repaired, modernized, and strengthened for future disasters
	3	Communication systems and services have been repaired, modernized, and strengthened against future disasters
	4	Public and private transportation systems, to include those supporting marginalized areas are repaired and reliable
	5	Government and PNP facilities have been repaired, modernized and strengthened for future disasters
Health & Social Services	HSS: Sustainable and resilient health education and social service systems	
	1	Households have safe drinking water and no hazardous and toxic materials
	2	Healthcare providers have resumed capacity to meet chronic or long-term health needs, as well as primary and emergency care
	3	Ensure survivors are provided necessary behavioral health and disaster case management services.
	4	Schools are fully operational & providing full academic programs and can provide a safe, sanitary, and supportive environment
Natural & Cultural Resources	NCR: Restored, preserved, risk-resistant and resilient resources	
	1	Natural resources in the affected community, to include socially marginalized, have been restored to protect people and ecosystems
	2	Resources associated with entertainment, education, recreation, and tourism have been repaired, and public accessibility restored
	3	Access to raw material and other commodities that sustain the local economy has been restored
	4	Sites and artifacts associated with the community's heritage and identity have been stabilized/protected, and public accessibility to these sites has been restored



FEMA

National Watch Center

FCO Senior Leadership COP Brief FEMA 4621-DR-VT: James McPherson

Recovery Support Functions (RSF)

Economic: Sustainable, diversified and resilience economy

Outcome Indicators (E 1): Business activities are resumed and restored, including those local and marginalized businesses and major employees

Vermont Everyone Eats

- Goal – Resilient local supply chain
- Target Audience – Support for individuals facing hunger
- Services – Integrated system of emergency feeding involving service providers/state paying restaurants to buy food from local Farmers to feed hungry people
- Results to date – Over 2M meals, 20k meals a week to diverse households (10K on average)
 - Over 300 restaurants saved through participation; 35% of their meals using local food
 - Over 300 local farms saved

Coordinating Ongoing Support & Collaboration With Other Federal Agencies:

- FEMA and USDA working together in discovery phase, ideating on benefits from VEE and collaborating on how this could be funded and possibly turned into future policy
- Outcome – Local food supply chains end hunger with economic development and mental health benefits for wider community



FEMA



FEMA

Helping people before, during, and after disasters.



Scan to subscribe to this briefing.