

FEMA National Watch Center

Daily Operations Briefing

Saturday, March 23, 2024

8:30 a.m. ET



FEMA

National Current Ops / Monitoring

New Significant Incidents / Ongoing Ops

- No new significant incidents / operations

Hazard Monitoring

- Freezing Rain – Northeast
- Heavy Rain/Flash Flooding – Mid-Atlantic to the Northeast
- Heavy Snow – California and the Pacific Northwest to the Northern Plains, and Northeast

Disaster Declaration Activity

- Major Disaster Declaration Request: CA

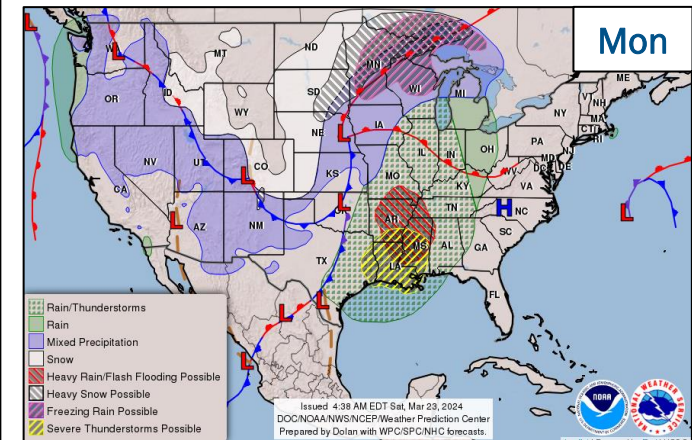
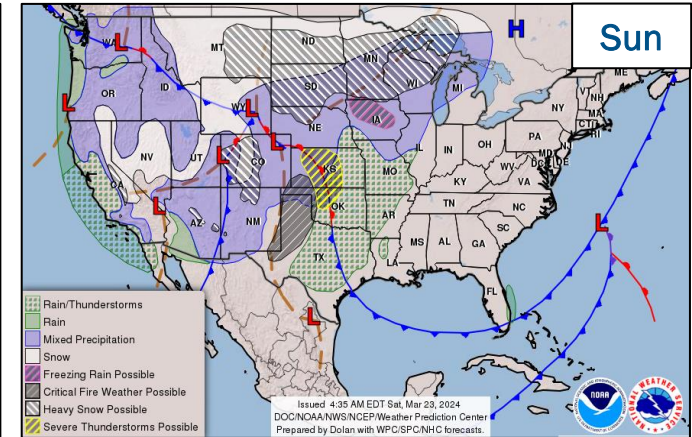
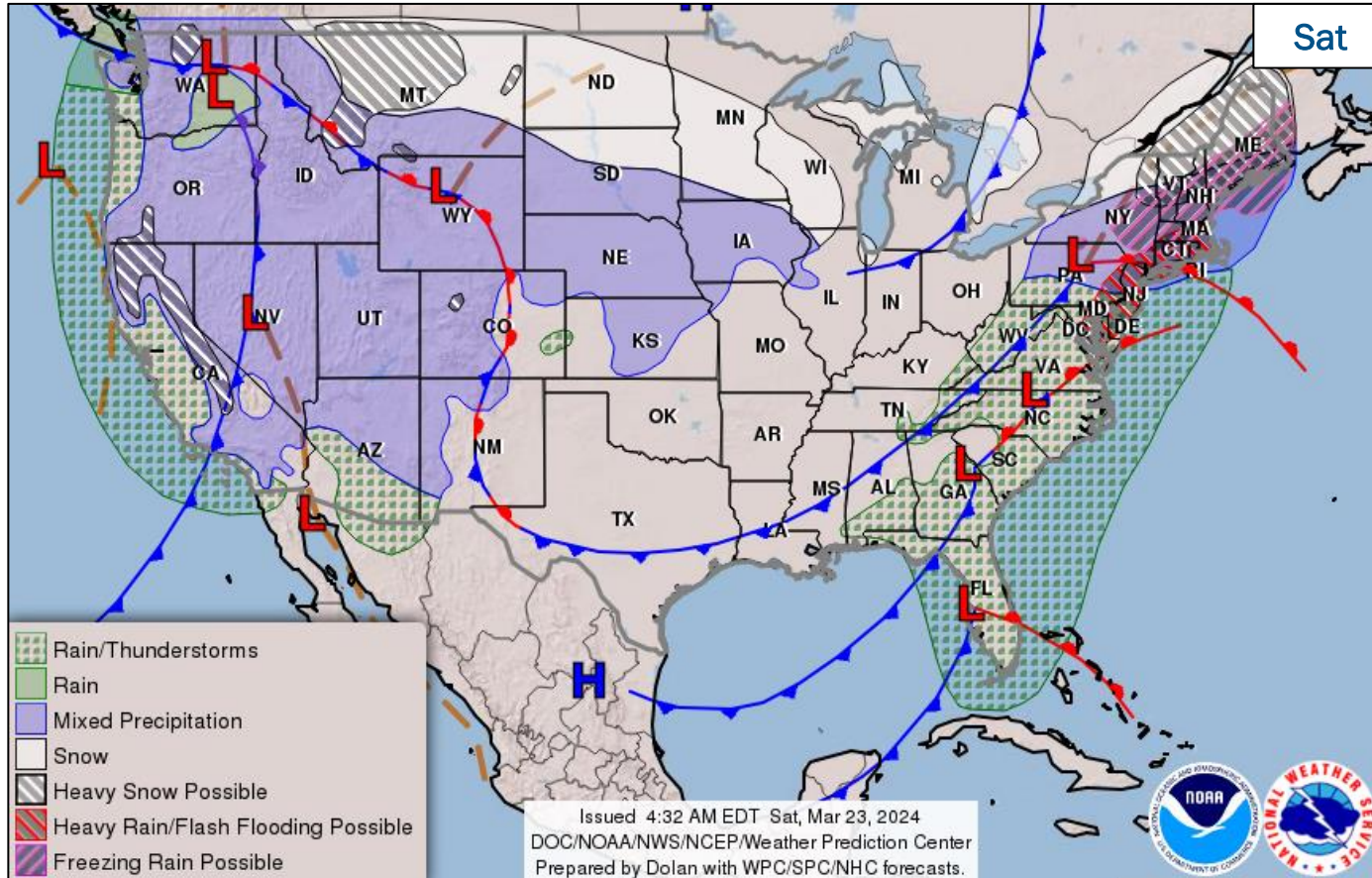
Event Monitoring

- No new significant events



FEMA

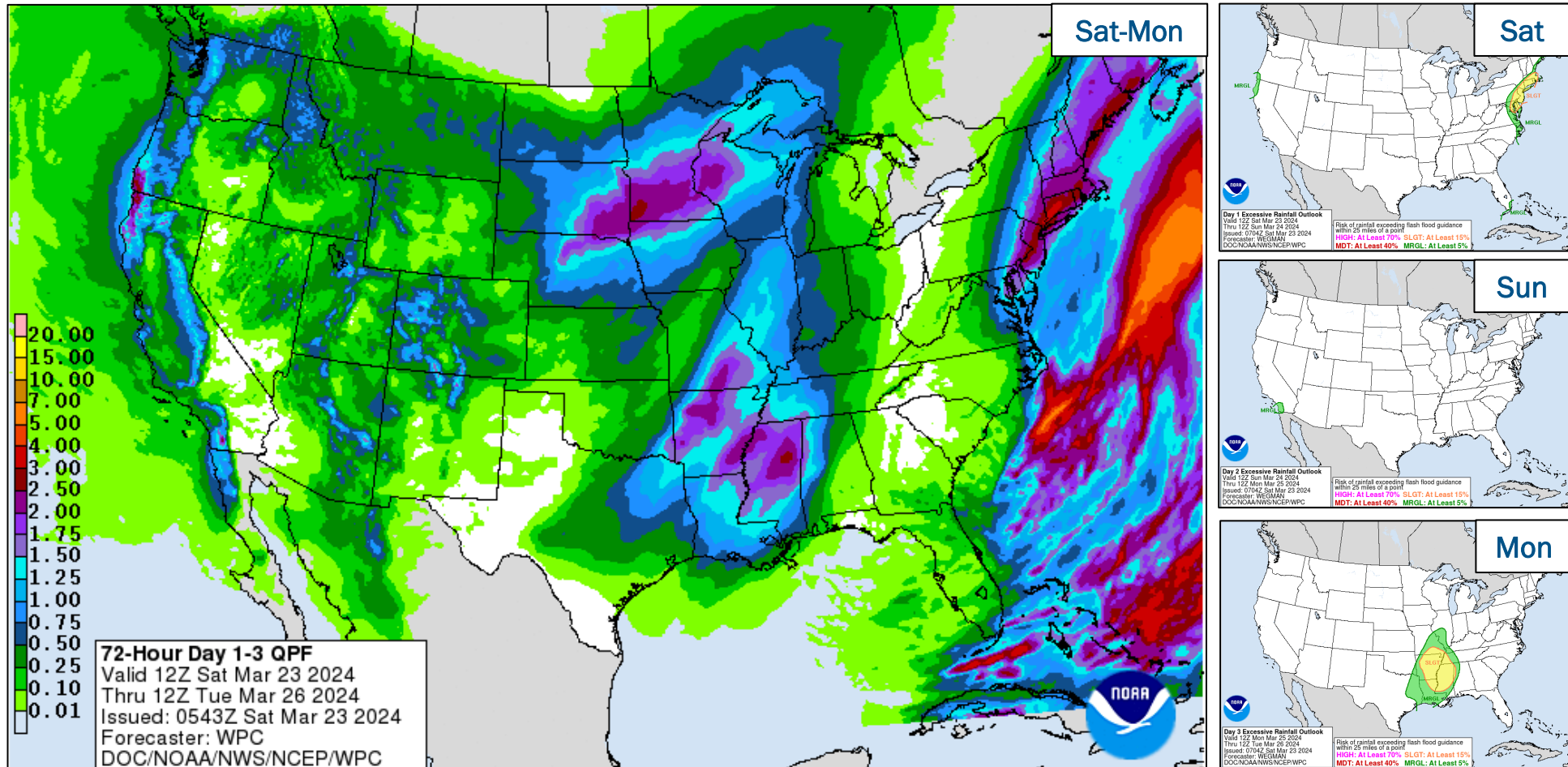
National Weather Forecast



FEMA

National Watch Center

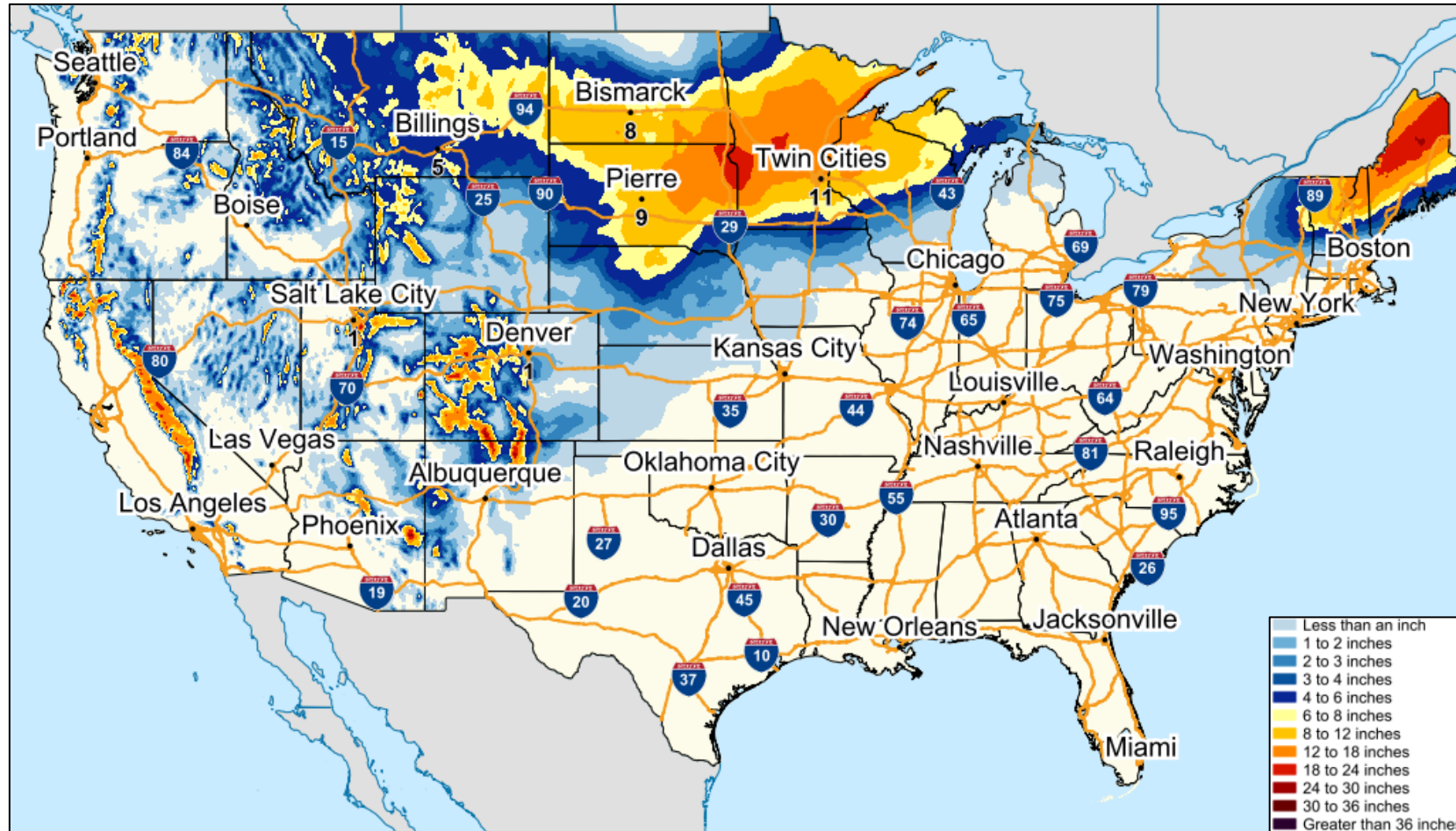
Precipitation & Excessive Rainfall



FEMA

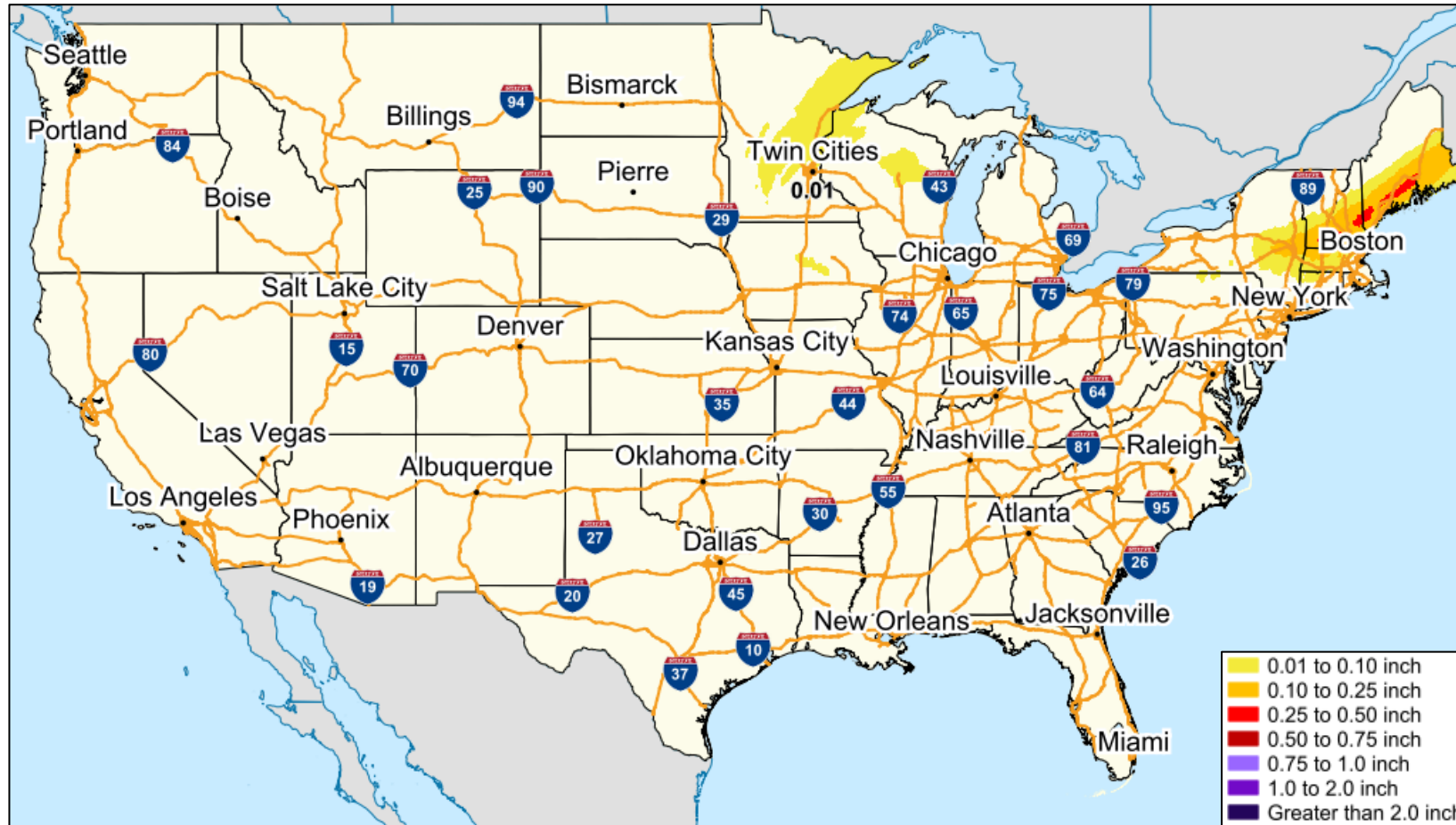
National Watch Center

Snowfall Forecast



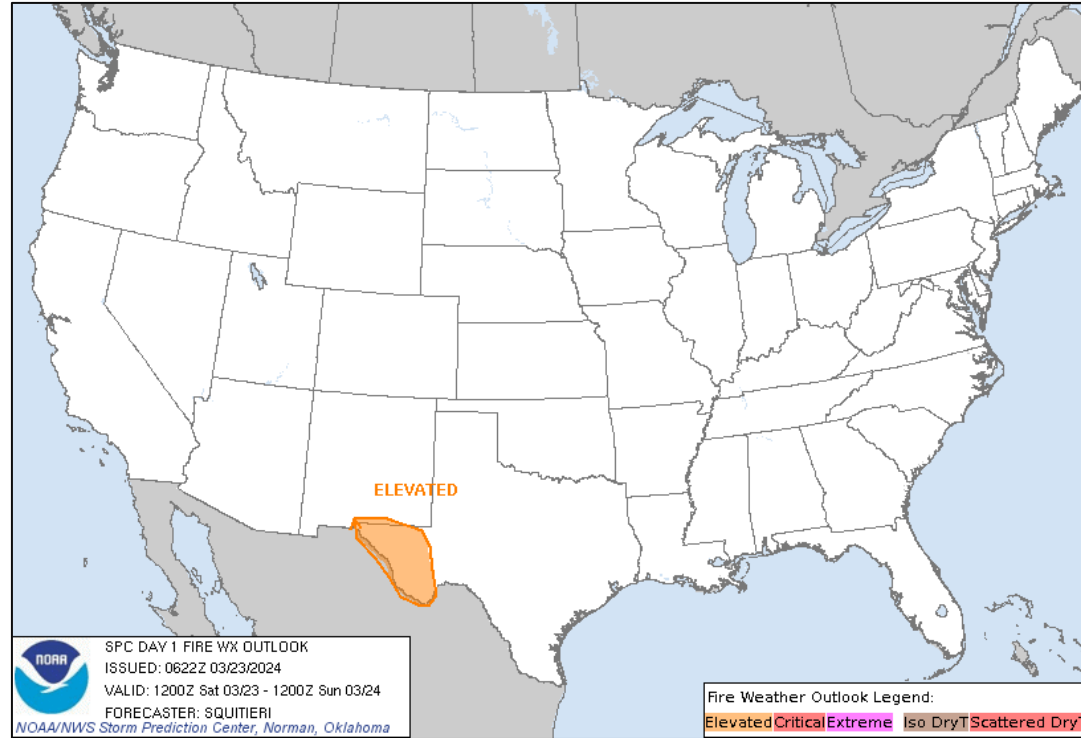
FEMA

Ice Accumulation Forecast

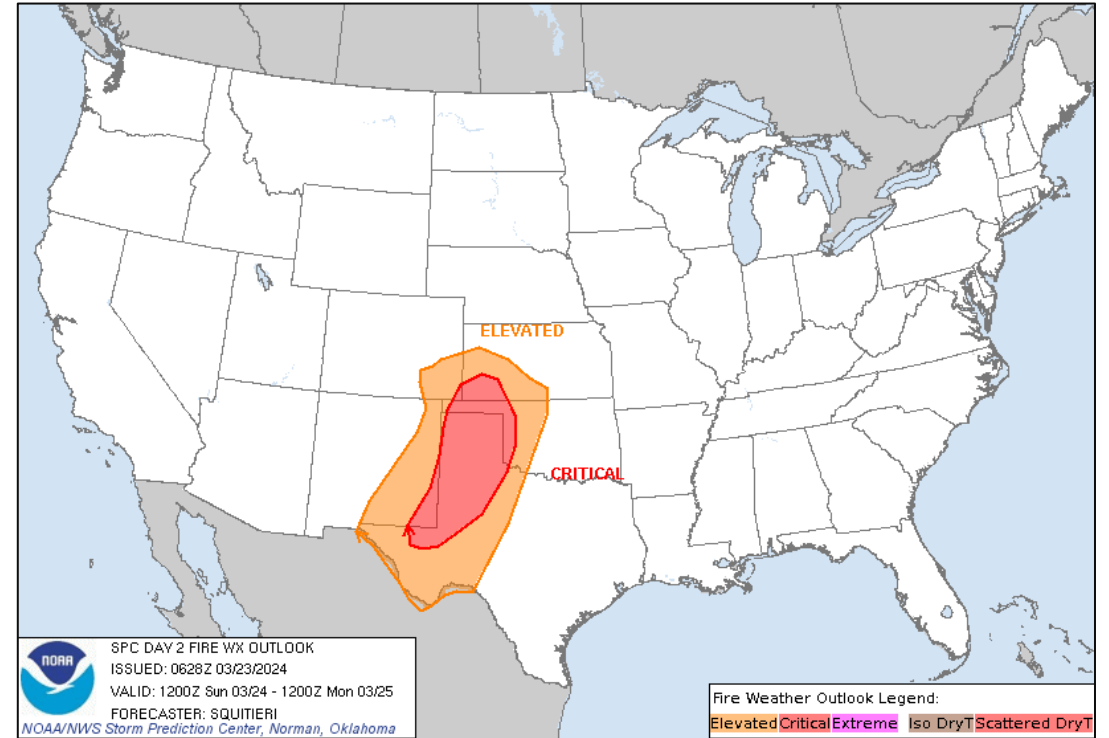


FEMA

Fire Weather Outlook



Today



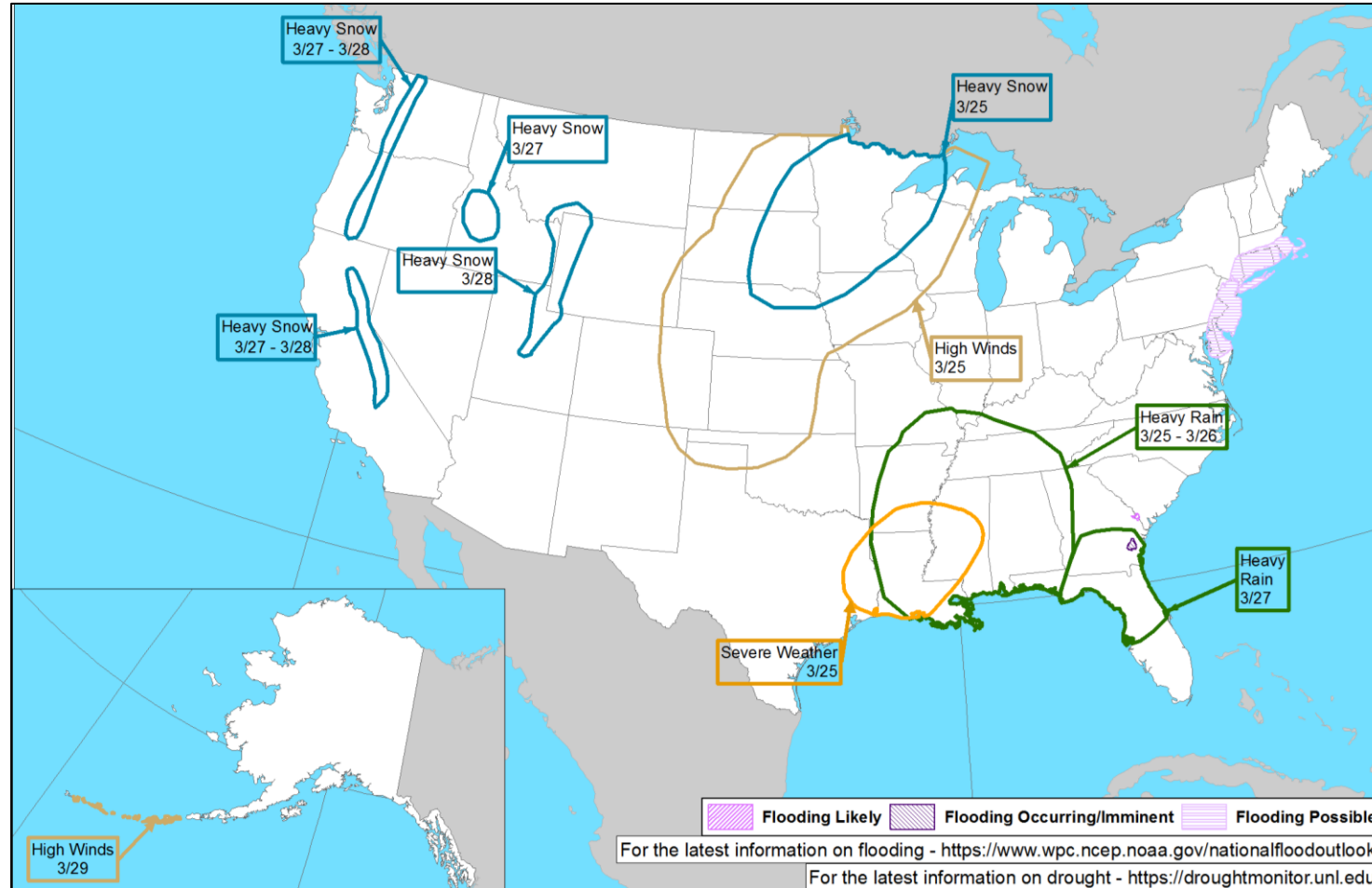
Tomorrow



FEMA

National Watch Center

Hazards Outlook – Mar 25-29


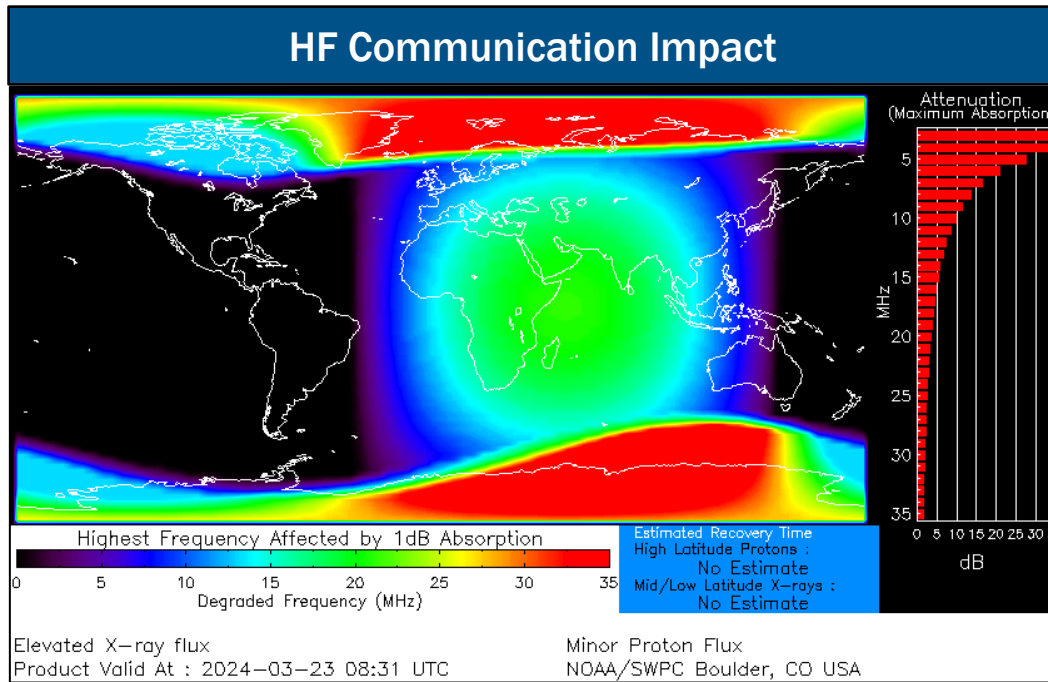


FEMA

Space Weather Outlook

Minor	Space Weather Activity	Geomagnetic Storms	Solar Radiation	Radio Blackouts
Past 24 Hours	Minor	G1	None	None
Next 24 Hours	None	None	None	None

For further information on NOAA Space Weather Scales refer to: <http://www.swpc.noaa.gov/noaa-scales-explanation>
 For further information on Sunspot Activity refer to: <https://www.swpc.noaa.gov/phenomena/sunspotssolar-cycle>



FEMA

National Watch Center

FEMA Common Operating Picture

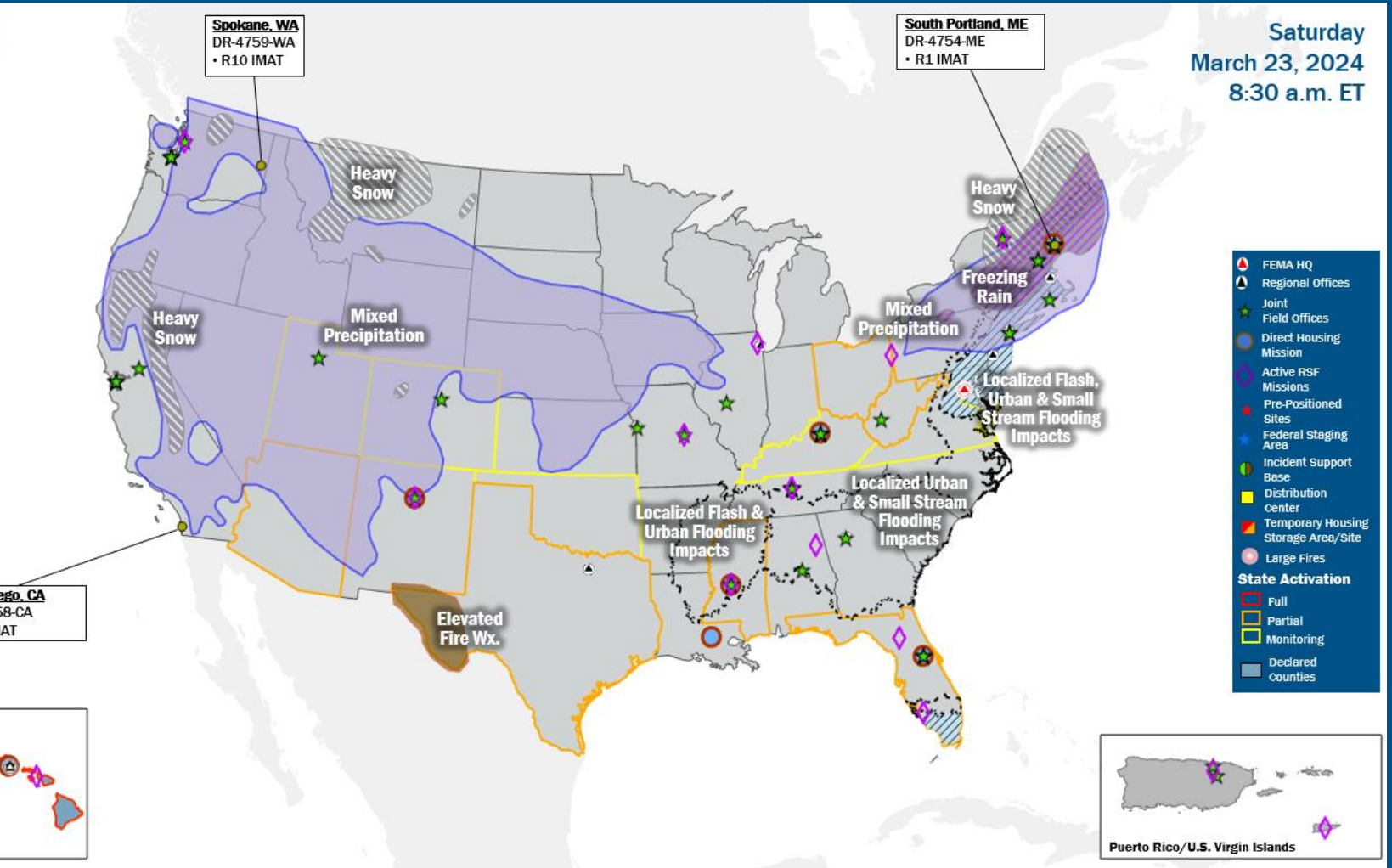
21 + 5 Joint Field Offices Virtual Joint Field Offices Supporting
75 + 2 Major Disasters Emergency Declarations
12 Direct Housing Missions **28** RSF-Supported Disasters

Saturday
 March 23, 2024
 8:30 a.m. ET

FEMA HQ	
NWC	NRCC
Monitoring	Activated
FEMA REGIONS	
Watch	RRCC
Monitoring	I Rostered
Monitoring	II Rostered
Monitoring	III Rostered
Monitoring	IV Rostered
Monitoring	V Rostered
Monitoring	VI Rostered
Monitoring	VII Rostered
Monitoring	VIII Rostered
Monitoring	IX Rostered
Monitoring	X Rostered
Notes:	
RWCs/RRCCs/IMATs: NRCC: Sustained Ops	STATE EOCs: FL/OH/KY/MS: Severe Weather TX: Ongoing Threats AZ/CO/UT: SW Border HI/OK/TX/VA/WV: Wildfires
Volunteer Force	
Rostered 7,750	Deployed 114 (+8)
Surge Capacity Force	
Rostered 8,388	Deployed 0

N-IMATs	
2-5 Teams Available	
Red	
White	
Blue	
Gold	
HS	
R-IMATs	
≥ 7 Teams Available	
I	ME
II	
III	
IV-1	1
IV-2	
V	Reconstituting
VI-1	2
VI-2	
VII	Personnel
VIII	3
IX-1	CA
IX-2	Personnel
X	WA

REGIONAL BREAKDOWN			
	JFO/VJFO	DR	EM
I	4/0	14	2
II	2/1	4	0
III	1/0	1	0
IV	5/1	20	0
V	1/0	3	0
VI	1/0	1	0
VII	2/0	2	0
VIII	2/0	2	0
IX	1/1	18	0
X	2/2	10	0



Legend

- FEMA HQ
- Regional Offices
- Joint Field Offices
- Direct Housing Mission
- Active RSF Missions
- Pre-Positioned Sites
- Federal Staging Area
- Incident Support Base
- Distribution Center
- Temporary Housing Storage Area/Site
- Large Fires

State Activation

- Full
- Partial
- Monitoring
- Declared Countries

IM Workforce

13,847 (-32) Assigned
 4,250 (+33) Unavailable
 5,144 (+62) Deployed

32% (-1) / 4,453 (-127) Available

IM Cadre Availability

9 Cadres ≤ 25% Availability

Disability Integration: 18% (9/52); Environmental Planning and Historic Preservation: 19% (149/802); Field Leadership: 15% (22/147); Hazard Mitigation: 25% (311/1,249); Operations: 14% (47/329); Public Assistance: 20% (442/2,198); Planning: 11% (52/462); Safety: 9% (8/85)

MERS

> 66%

36 Assigned
 0 Unavailable
 0 Deployed

36 Available

US&R

> 66%

28 Assigned
 1 Unavailable
 0 Deployed

27 Available

FCO

≤ 1 Type I

48 Assigned
 7 Unavailable
 38 (23 FCOR) Deployed

3 Available

Declaration Request – California

Declaration Type: Major Disaster Declaration - CA

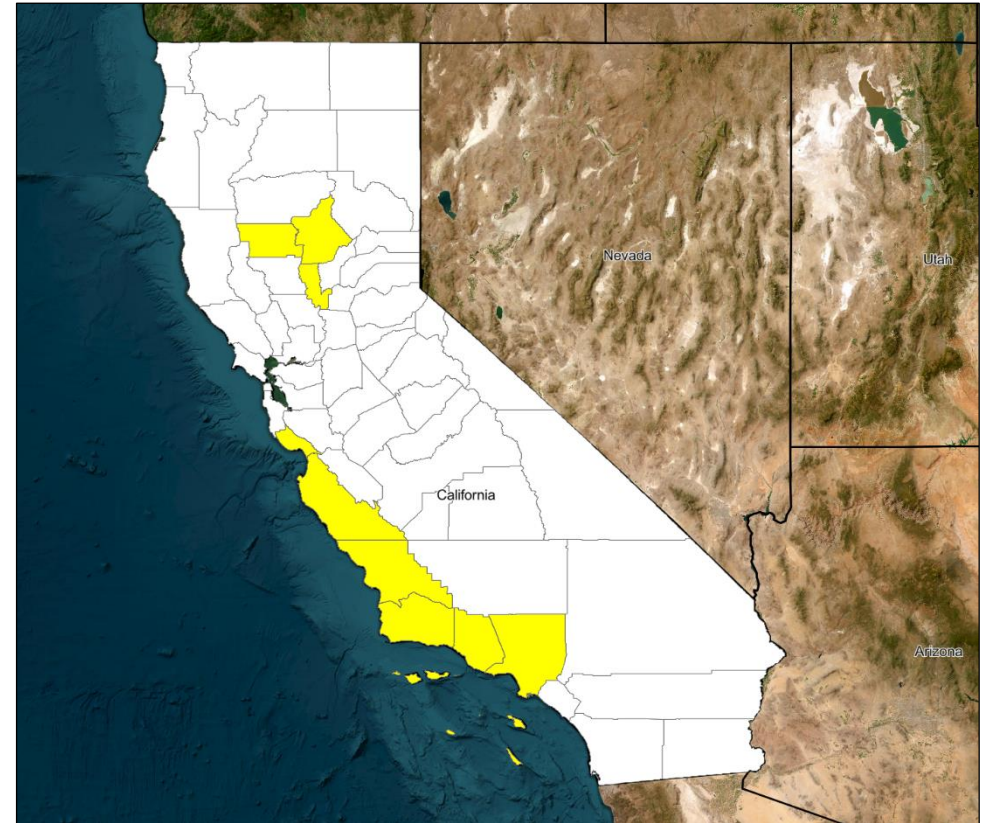
Requested: Mar 22

Incident: Severe Storms, Flooding, Landslides, and Tornadoes

Incident Period: Jan 31 – Feb 9

Requested:

- **PA:** 9 counties
- **Hazard Mitigation:** Statewide



■ PA



FEMA

National Watch Center

Joint Preliminary Damage Assessments

Region	State / Location	Incident	IA	Number of Counties		Start - End
			PA	Requested	Complete	
I	RI	Flooding Jan 8-17	IA	3	3	2/15 - 2/22
			PA	4	2 (+2)	2/26 - TBD
	MA	Flooding Jan 10-13	IA	0	0	N/A
			PA	4	1 (+1)	2/15 - TBD
	NH	Flooding Jan 9 and continuing	IA	0	0	N/A
			PA	10	3	2/20 - TBD
V	IN	Severe Storms and Tornadoes Mar 14	IA	1	0	3/22 - TBD
			PA	0	0	N/A
	OH	Severe Storms and Tornadoes Mar 14	IA	11	0	3/26 - TBD
			PA	0	0	N/A
VII	KS	Winter Storm Jan 7-16	IA	0	0	N/A
			PA	19	11	3/7 - TBD



FEMA

Declaration Requests in Process – 8

State / Tribe / Territory – Incident Description	Type	IA	PA	HM	Requested
OH – Train Derailment	DR	X	X	X	Jul 3
AK – Severe Storms, Flooding, and Landslides	DR	X	X	X	Jan 8
IA – Severe Winter Storms and Snowstorm	DR		X	X	Feb 13
MBMI* – Severe Storms and Flooding	DR		X	X	Mar 1
VT – Severe Winter Storm	DR		X	X	Mar 6
MA – Severe Storms and Flooding (APPEAL)	DR	X	X	X	Mar 11
OR – Severe Winter Storms, Straight-line Winds, Landslides, and Mudslides	DR		X	X	Mar 12
CA – Severe Storms, Flooding, Landslides, and Tornadoes	DR		X	X	Mar 22

*Morongo Band of Mission Indians



FEMA



FEMA

Helping people before, during, and after disasters.



Scan to subscribe to this briefing.