

FEMA National Watch Center

Daily Operations Briefing

Friday, March 22, 2024

8:30 a.m. ET



FEMA

National Current Ops / Monitoring

New Significant Incidents / Ongoing Ops

- No new significant incidents / operations

Hazard Monitoring

- Heavy snow – Sierra Nevada, Great Lakes to Northeast
- Freezing rain – Northeast
- Severe thunderstorms/flash flooding – South Florida

Disaster Declaration Activity

- No new declaration activity

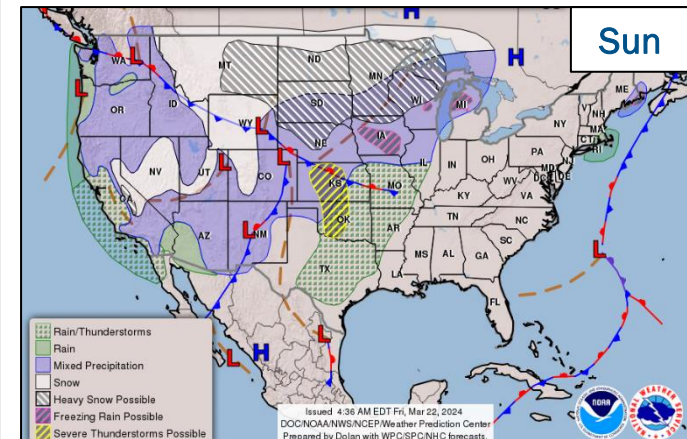
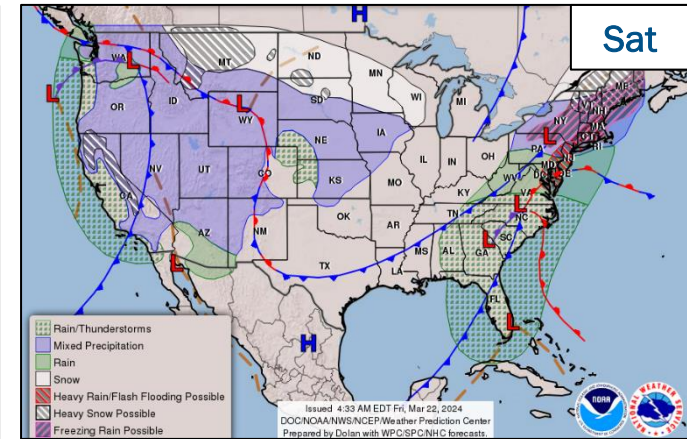
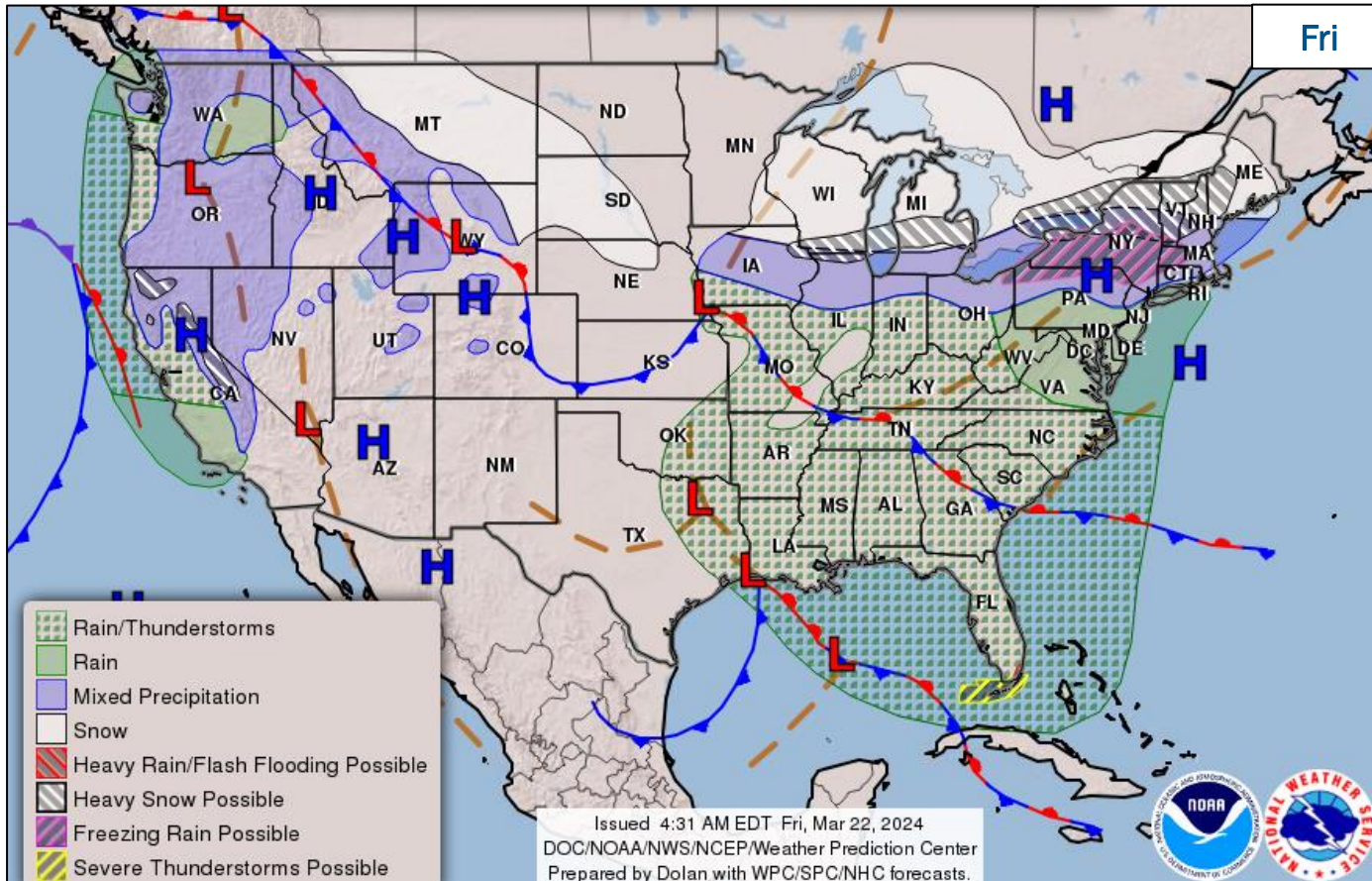
Event Monitoring

- No new significant events



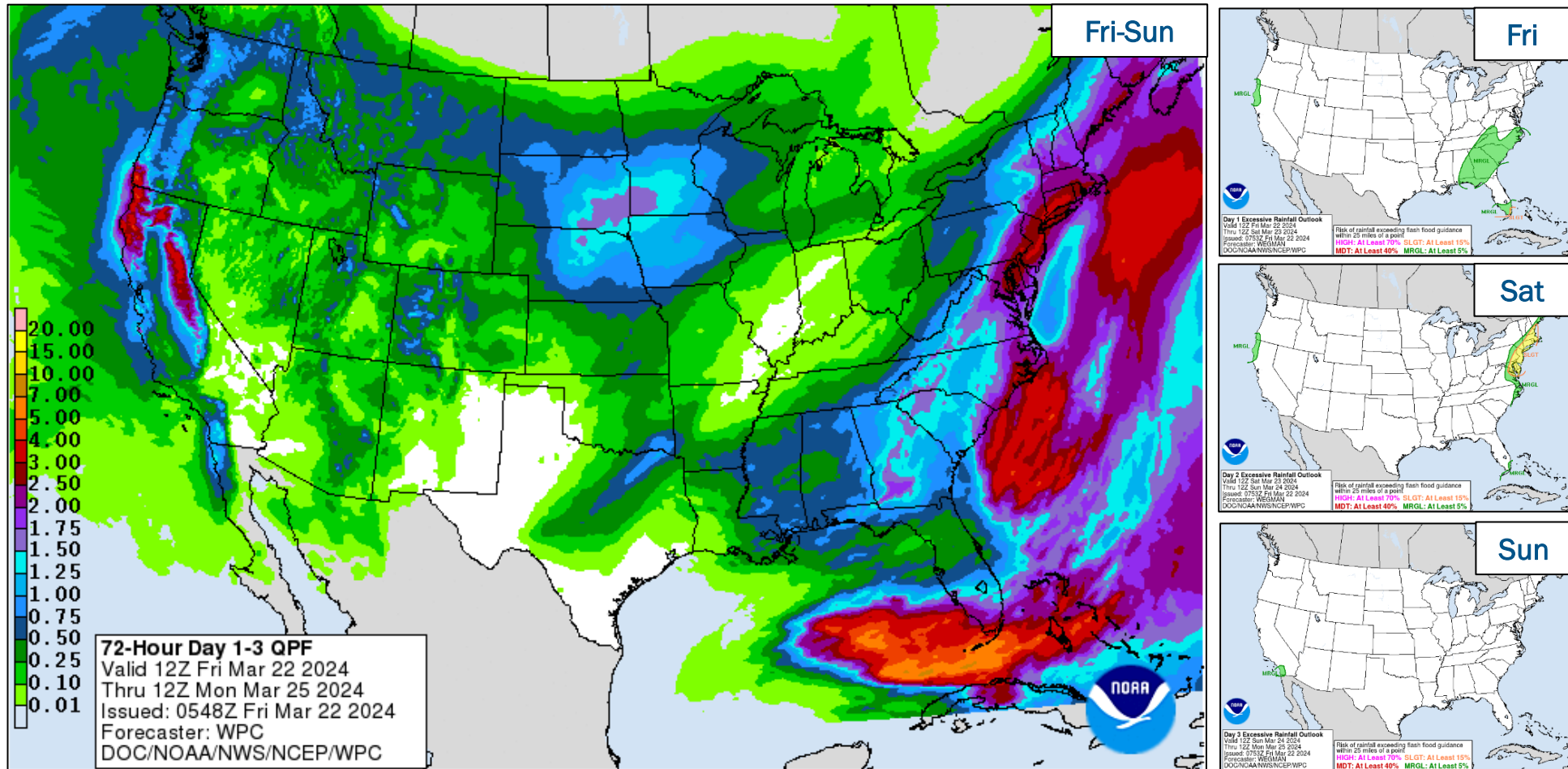
FEMA

National Weather Forecast



FEMA

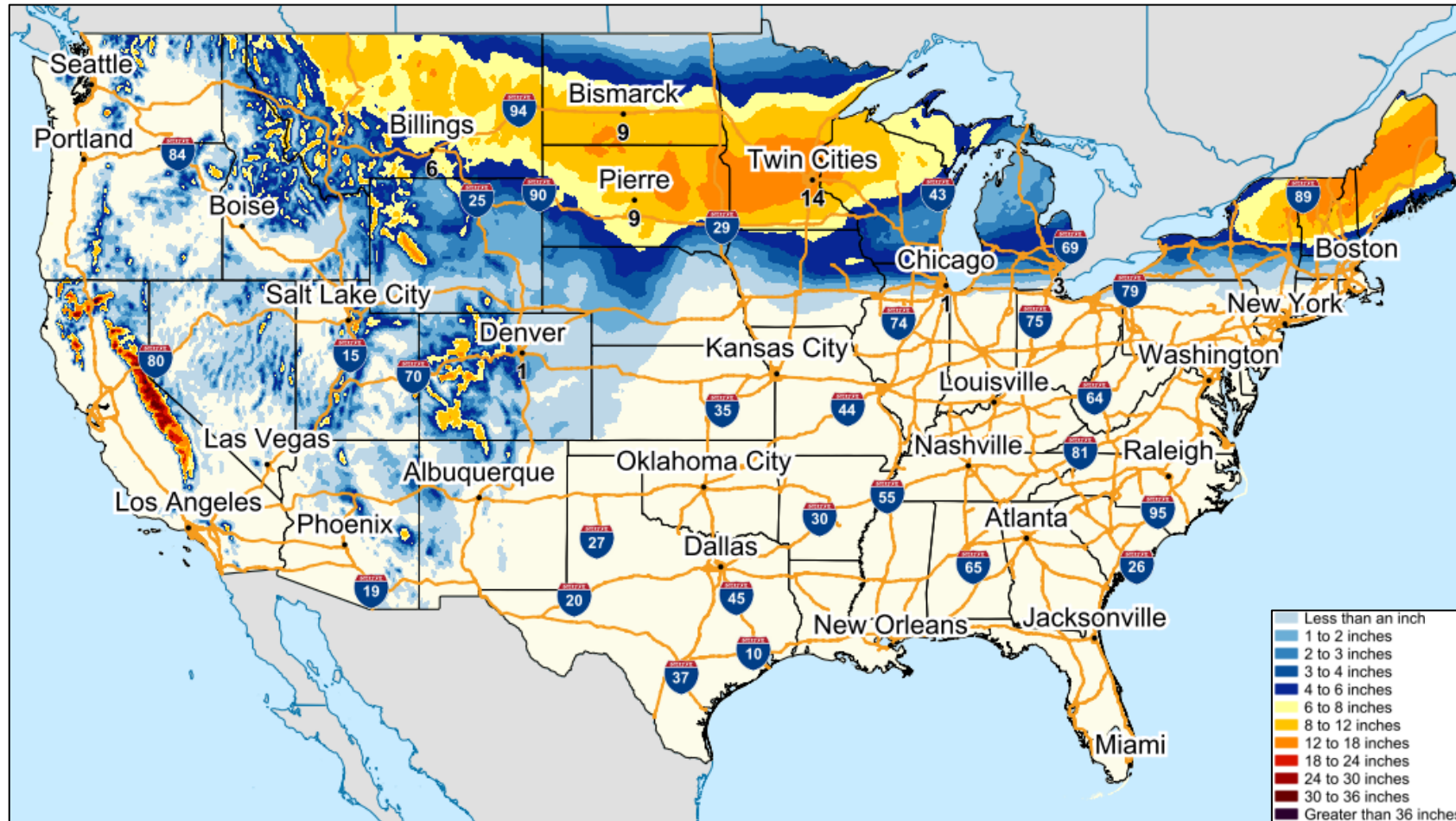
Precipitation & Excessive Rainfall



FEMA

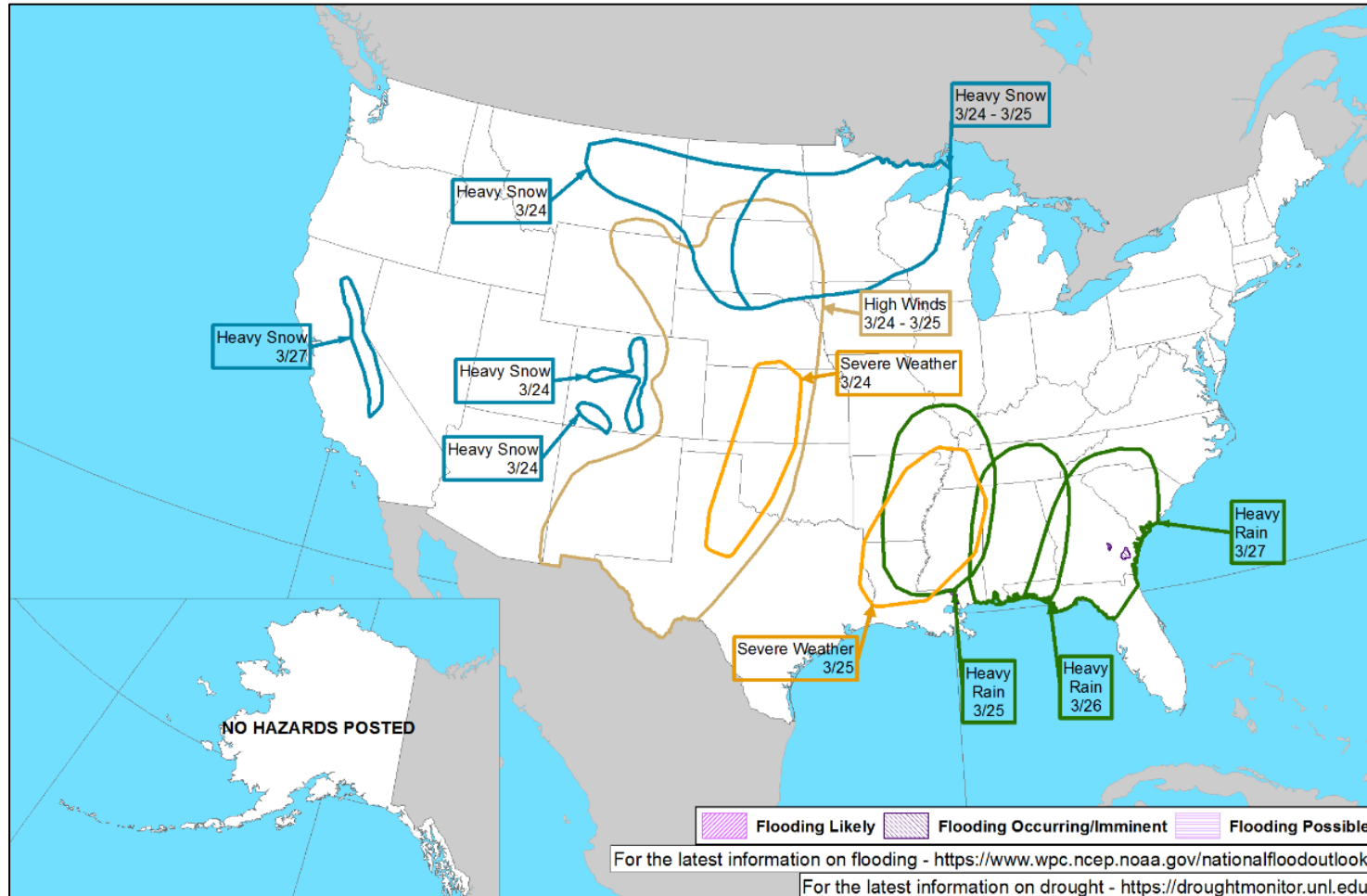
National Watch Center

Snowfall Forecast



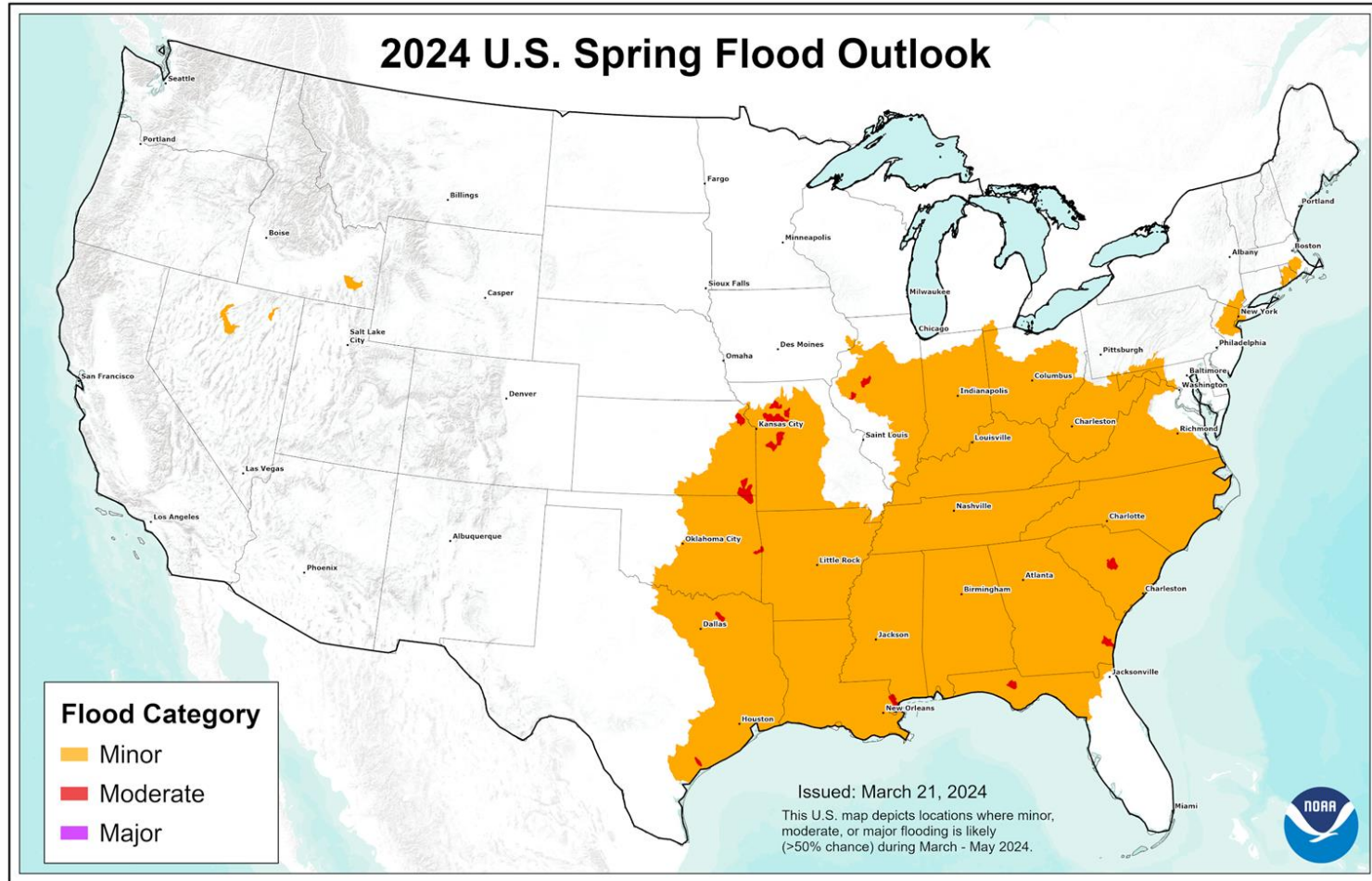
FEMA

Hazards Outlook – Mar 24-28



FEMA

2024 Spring Flood Outlook

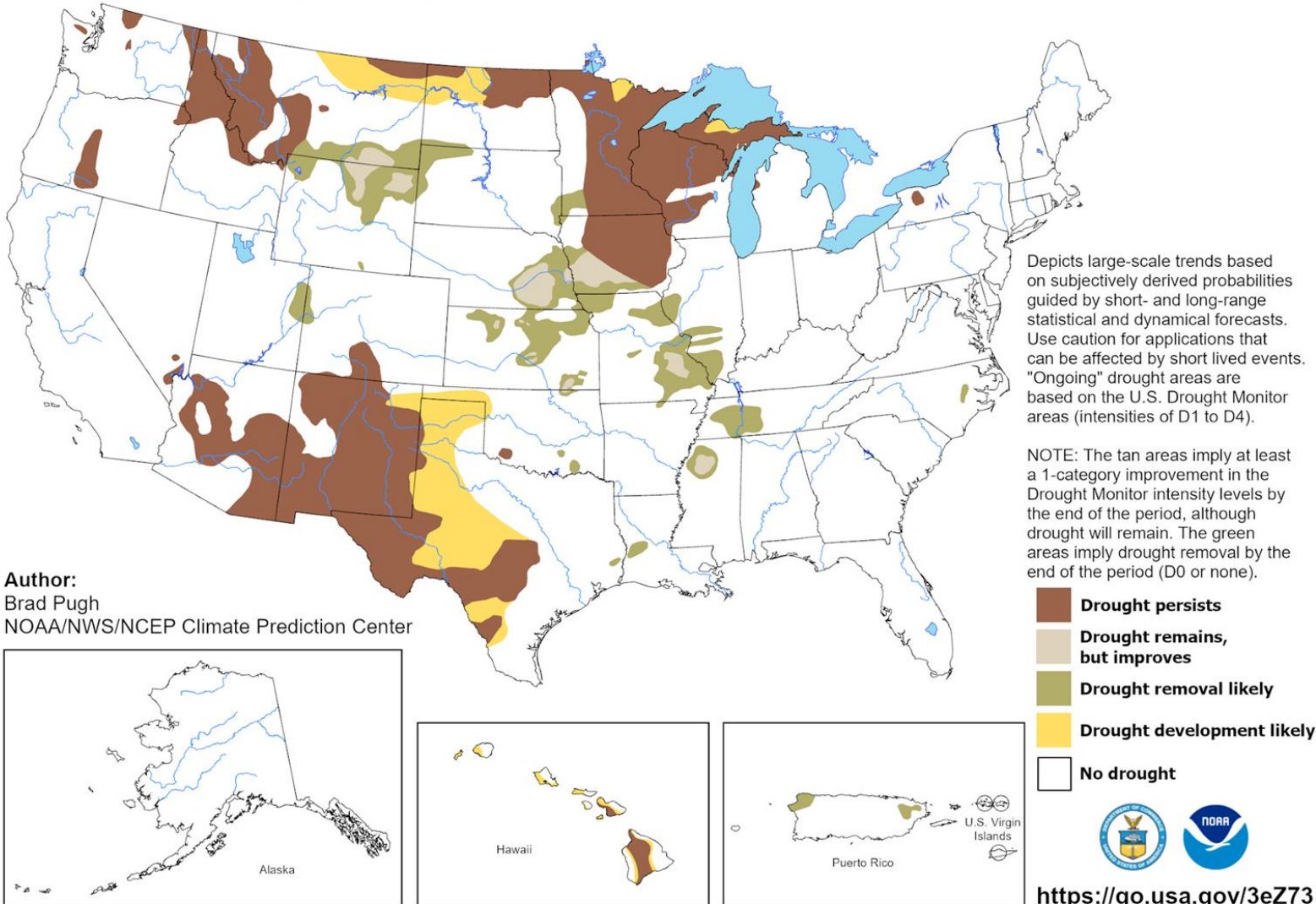


- Approximately 122 million are at risk for flooding in their communities, with 350,000 at risk for moderate flooding
- Major flooding is not projected this spring
- Water supply and low flow concerns in Texas and along the Mississippi River for summer and fall

US Drought Outlook

U.S. Seasonal Drought Outlook Drought Tendency During the Valid Period

Valid for March 21 - June 30, 2024
Released March 21, 2024





- Drought is likely to expand over the Northern and Southern Plains
- Drought is expected to persist over the Upper Mississippi Valley and in portions of the Western US

Space Weather Outlook

Minor	Space Weather Activity	Geomagnetic Storms	Solar Radiation	Radio Blackouts
Past 24 Hours	Minor	G1	None	None
Next 24 Hours	None	None	None	None

For further information on NOAA Space Weather Scales refer to: <http://www.swpc.noaa.gov/noaa-scales-explanation>
 For further information on Sunspot Activity refer to: <https://www.swpc.noaa.gov/phenomena/sunspotssolar-cycle>



FEMA

FEMA Common Operating Picture

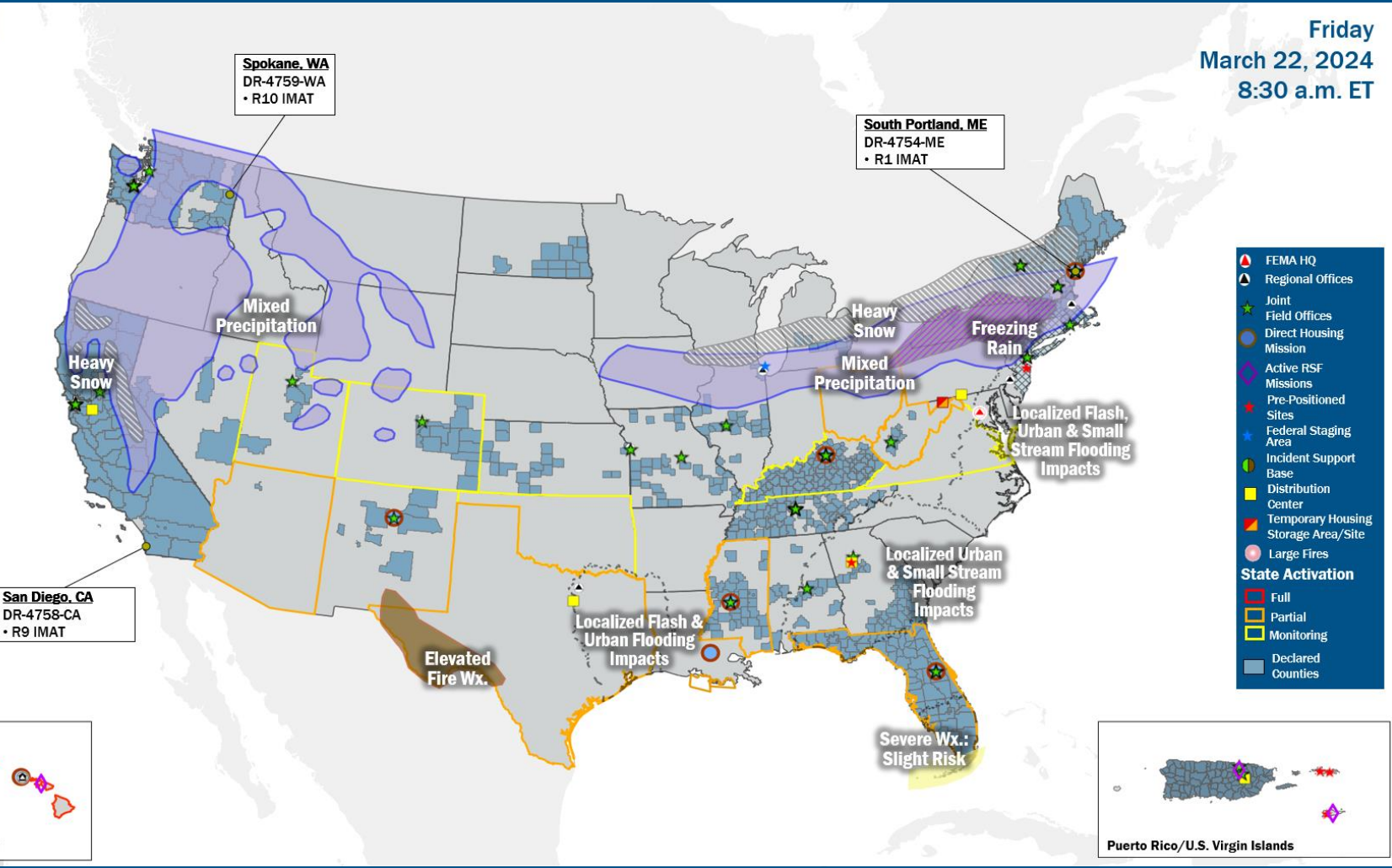
21 + 5 Joint Field Offices Virtual Joint Field Offices Supporting
75 + 3 Major Disasters Emergency Declarations
12 Direct Housing Missions **28** RSF-Supported Disasters

Friday
 March 22, 2024
 8:30 a.m. ET

FEMA HQ	
NWC	NRCC
Monitoring	Activated
FEMA REGIONS	
Watch	RRCC
Monitoring	I Rostered
Monitoring	II Rostered
Monitoring	III Rostered
Monitoring	IV Rostered
Monitoring	V Rostered
Monitoring	VI Rostered
Monitoring	VII Rostered
Monitoring	VIII Rostered
Monitoring	IX Rostered
Monitoring	X Rostered
Notes:	
RWCs/RRCCs/IMATs: NRCC: Sustained Ops	STATE EOCs: FL/OH/KY/MS: Severe Weather TX: Ongoing Threats AZ/CO/UT: SW Border HI/OK/TX/VA/WV: Wildfires
Volunteer Force	
Rostered 7,750	Deployed 106 (-3)
Surge Capacity Force	
Rostered 8,388	Deployed 0

N-IMATs	
2-5 Teams Available	
Red	
White	
Blue	
Gold	
HS	
R-IMATs	
≥ 7 Teams Available	
I	ME
II	
III	
IV-1	1
IV-2	
V	Reconstituting
VI-1	2
VI-2	
VII	Personnel
VIII	3
IX-1	CA
IX-2	Personnel
X	WA
Fully Mission Capable (FMC)	
Partially Mission Capable (PMC)	
Not Mission Capable (NMC)	
Deployed	

REGIONAL BREAKDOWN			
	JFO/VJFO	DR	EM
I	4/0	14	2
II	2/1	4	0
III	1/0	1	0
IV	5/1	20	1
V	1/0	3	0
VI	1/0	1	0
VII	2/0	2	0
VIII	2/0	2	0
IX	1/1	18	0
X	2/2	10	0



IM Workforce

13,879 (+1) Assigned
 4,217 (-4) Unavailable
 5,082 (+70) Deployed

 33% / 4,580 (-65) Available

IM Cadre Availability

9 Cadres ≤ 25% Availability

Disability Integration: 19% (10/52); Environmental Planning and Historic Preservation: 17% (134/803); Field Leadership: 15% (22/149); Hazard Mitigation: 25% (310/1,256); Operations: 17% (55/330); Public Assistance: 20% (439/2,205); Planning: 13% (58/461); Safety: 16% (14/86); Security: 25% (34/137)

MERS

> 66%
 36 Assigned
 0 Unavailable
 0 Deployed

 36 Available

US&R

> 66%
 28 Assigned
 1 Unavailable
 0 Deployed

 27 Available

FCO

≤ 1 Type I
 48 Assigned
 7 Unavailable
 38 (23 FCOR) Deployed

 3 Available

Joint Preliminary Damage Assessments

Region	State / Location	Incident	IA	Number of Counties		Start - End
			PA	Requested	Complete	
I	RI	Flooding Jan 8-17	IA	3	3	2/15 - 2/22
			PA	4	0	2/26 - TBD
	MA	Flooding Jan 10-13	IA	0	0	N/A
			PA	4	0	2/15 - TBD
	NH	Flooding Jan 9 and continuing	IA	0	0	N/A
			PA	10	3 (+1)	2/20 - TBD
IV	KY	Straight-line Winds, Heavy Rains, and Tornadoes Mar 14-15	IA	3	3 (+3)	3/20 - 3/21
			PA	0	0	N/A
V	IN	Severe Storms and Tornadoes Mar 14	IA	1	0	3/22 - TBD
			PA	0	0	N/A
	OH	Severe Storms and Tornadoes Mar 14	IA	11	0	TBD - TBD
			PA	0	0	N/A
VII	KS	Winter Storm Jan 7-16	IA	0	0	N/A
			PA	19	11	3/7 - TBD



FEMA

Declaration Requests in Process – 7

State / Tribe / Territory – Incident Description	Type	IA	PA	HM	Requested
OH – Train Derailment	DR	X	X	X	Jul 3
AK – Severe Storms, Flooding, and Landslides	DR	X	X	X	Jan 8
IA – Severe Winter Storms and Snowstorm	DR		X	X	Feb 13
MBMI* – Severe Storms and Flooding	DR		X	X	Mar 1
VT – Severe Winter Storm	DR		X	X	Mar 6
MA – Severe Storms and Flooding (APPEAL)	DR	X	X	X	Mar 11
OR – Severe Winter Storms, Straight-line Winds, Landslides, and Mudslides	DR		X	X	Mar 12

*Morongo Band of Mission Indians



FEMA



FEMA

Helping people before, during, and after disasters.



Scan to subscribe to this briefing.