

FEMA National Watch Center

Daily Operations Briefing

Tuesday, March 21, 2023

8:30 a.m. ET



FEMA

National Current Ops / Monitoring

New Significant Incidents / Ongoing Ops

- No significant incidents / operations

Hazard Monitoring

- Heavy rain and flash flooding possible – Portion of California and the Southwest
- Heavy snow – Intermountain West and the Rockies
- Freezing rain possible – Central to Northern Plains

Disaster Declaration Activity

- No new declaration activity

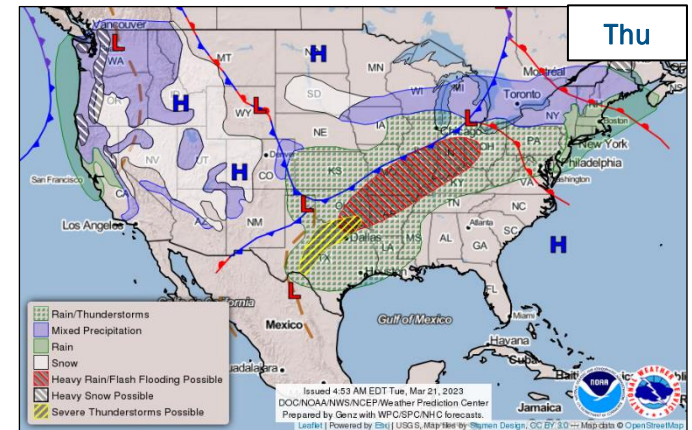
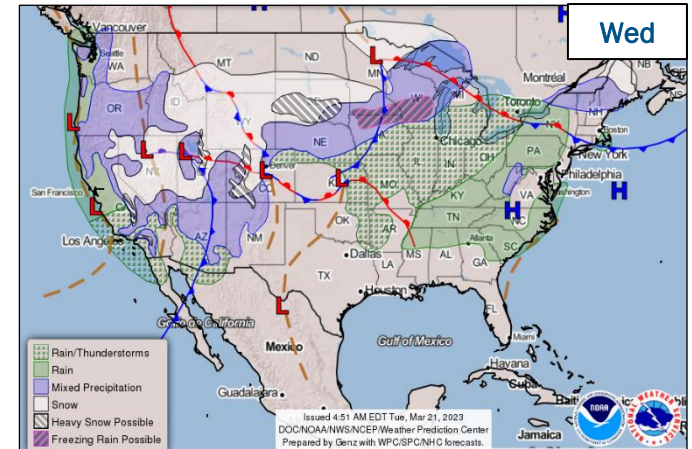
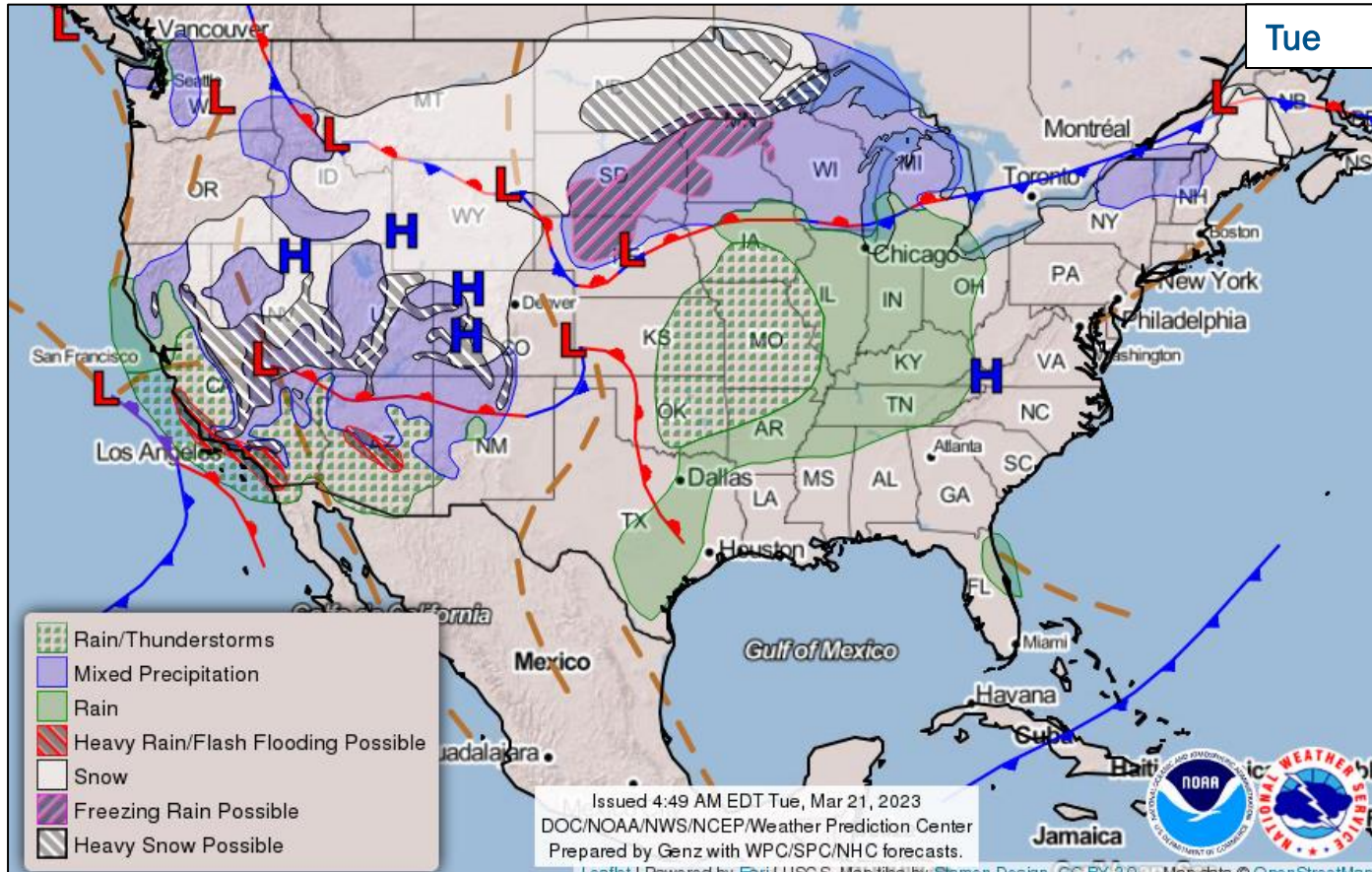
Event Monitoring

- No significant events



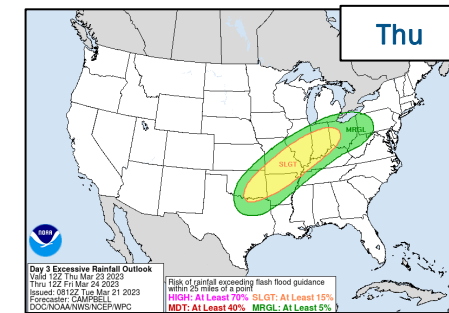
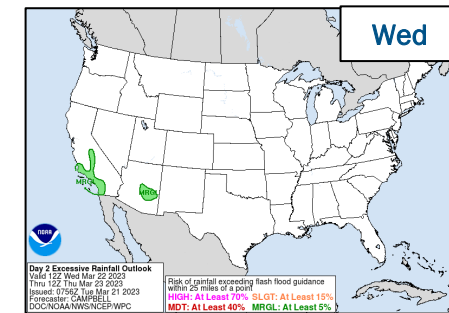
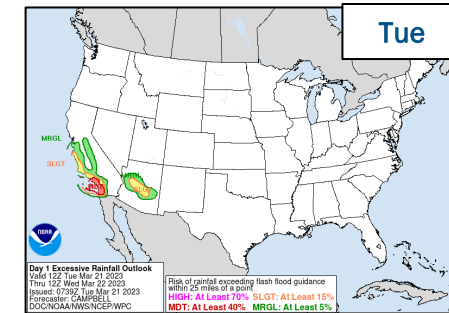
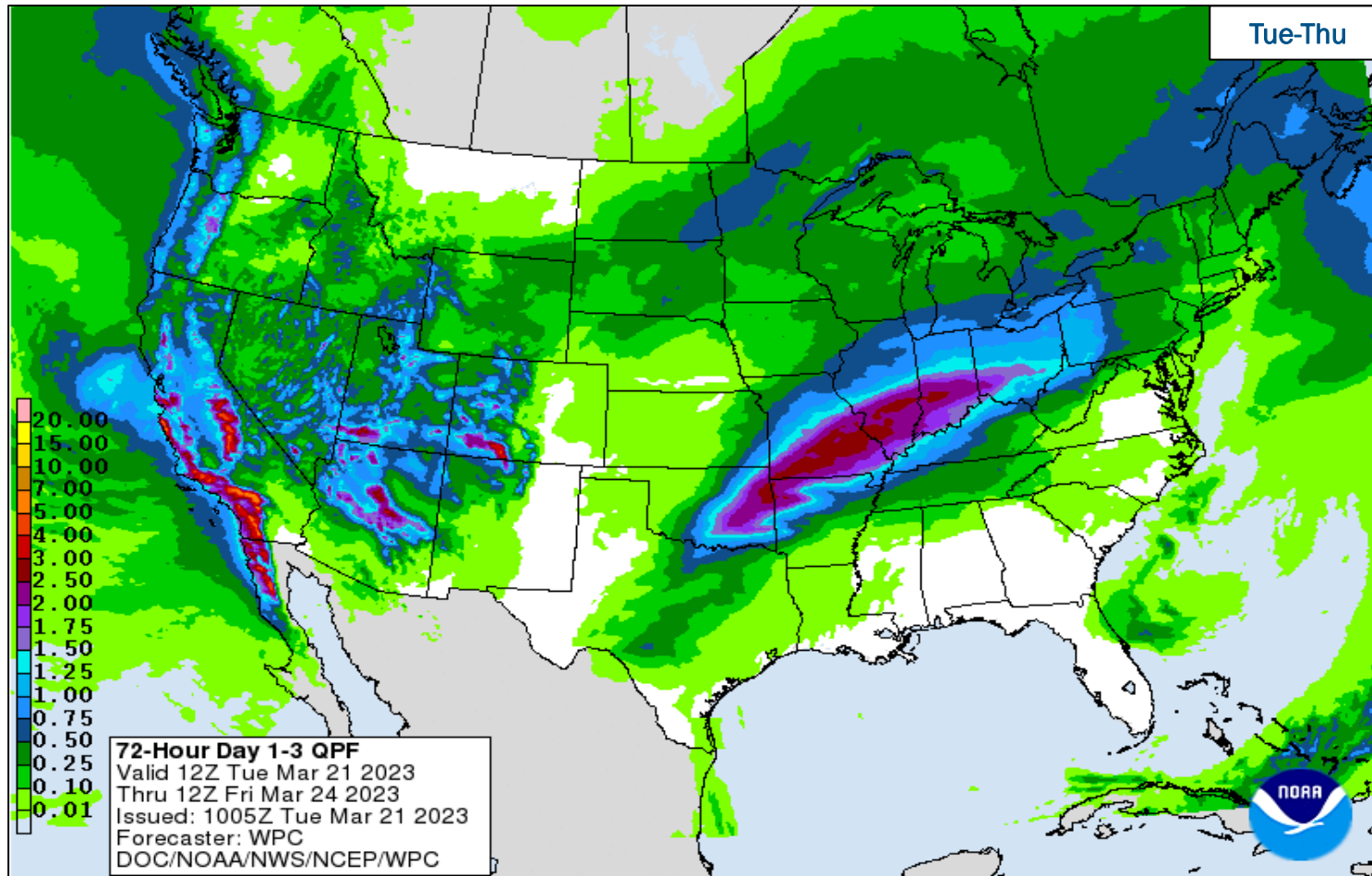
FEMA

National Weather Forecast



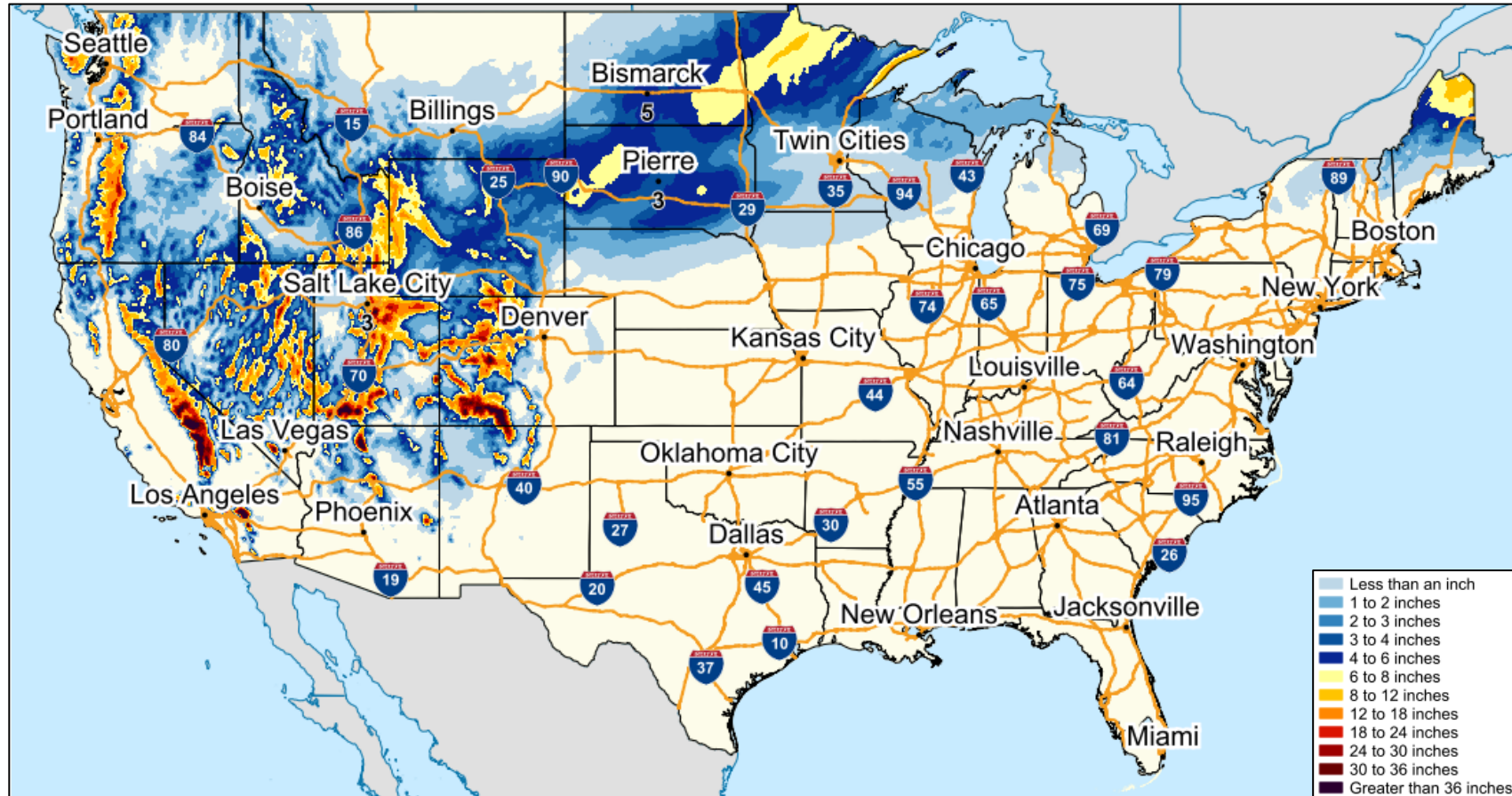
FEMA

Precipitation & Excessive Rainfall



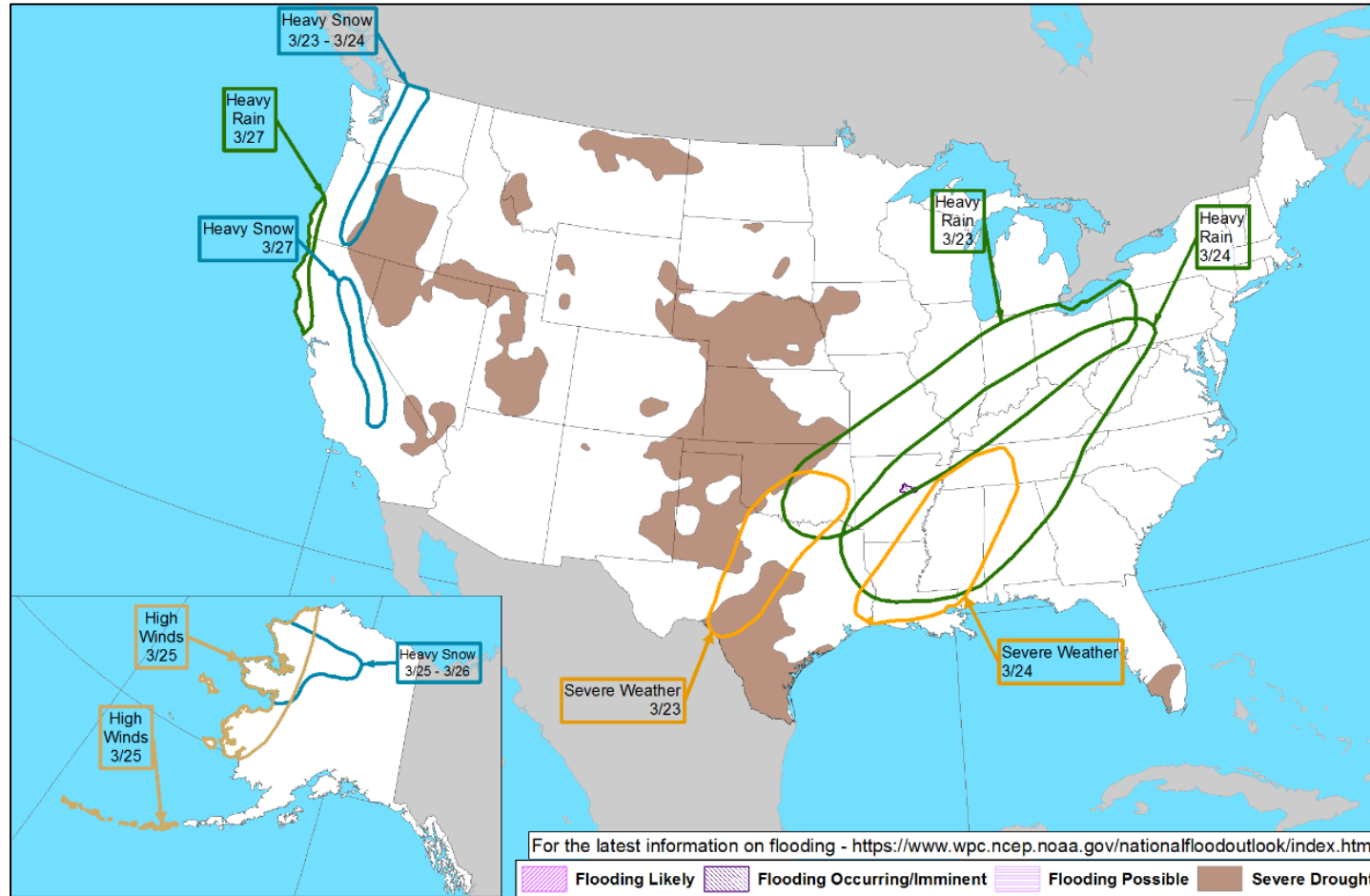
FEMA

Snowfall Forecast



FEMA

Hazards Outlook – Mar 23-27



FEMA

FEMA Common Operating Picture

11 + **9** Supporting
 Joint Field Offices Virtual Joint Field Offices
52 + **11** Major Disasters Emergency Declarations
9 Direct Housing Missions
12 RSF-Supported Disasters

Tuesday
 March 21, 2023
 8:30 a.m. ET

FEMA HQ	
NWC	NRCC
Monitoring	Rostered
FEMA REGIONS	
Watch	RRCC
Monitoring	I Rostered
Monitoring	II Rostered
Monitoring	III Rostered
Monitoring	IV Rostered
Monitoring	V Rostered
Monitoring	VI Rostered
Monitoring	VII Rostered
Monitoring	VIII Rostered
Monitoring	IX Rostered
Monitoring	X Rostered
Notes:	
RWCs/RRCCs:	STATE EOCs: PR: TC Fiona AL: Severe Weather FL: TC Ian TX: Ongoing Operations CO: Avian Influenza, Public Health Support, and Suncor Refinery AZ/CO: SW Border Coordination WY: Winter Weather CA/HI/UT: Flooding AS/CA: Seismic Activity OR: Respiratory Illness (RSV & Influenza) (8) State/Territory EOCs activated for COVID Support
Surge Capacity Force	
Rostered 7,516 (-2)	Deployed 0

N-IMATs	
2-4 Teams Available	
Red	CA
White	
Blue	
Gold	
R-IMATs	
≥ 7 Teams Available	
I	
II	
III	
IV-1	
IV-2	
V	Reconstituting
VI-1	1
VI-2	
VII	CA
VIII	
IX-1	CA
IX-2	CA
X	Personnel
Fully Mission Capable (FMC)	
Partially Mission Capable (PMC)	
Not Mission Capable (NMC)	
Deployed	

REGIONAL BREAKDOWN			
	JFO/VJFO	DR	EM
I	1/0	4	0
II	2/3	4	4
III	0/0	3	0
IV	3/1	10	3
V	2/0	4	0
VI	1/1	2	3
VII	0/1	0	0
VIII	0/1	5	0
IX	0/1	8	1
X	2/1	12	0

Alaska

Northern Mariana Islands

Guam

American Samoa

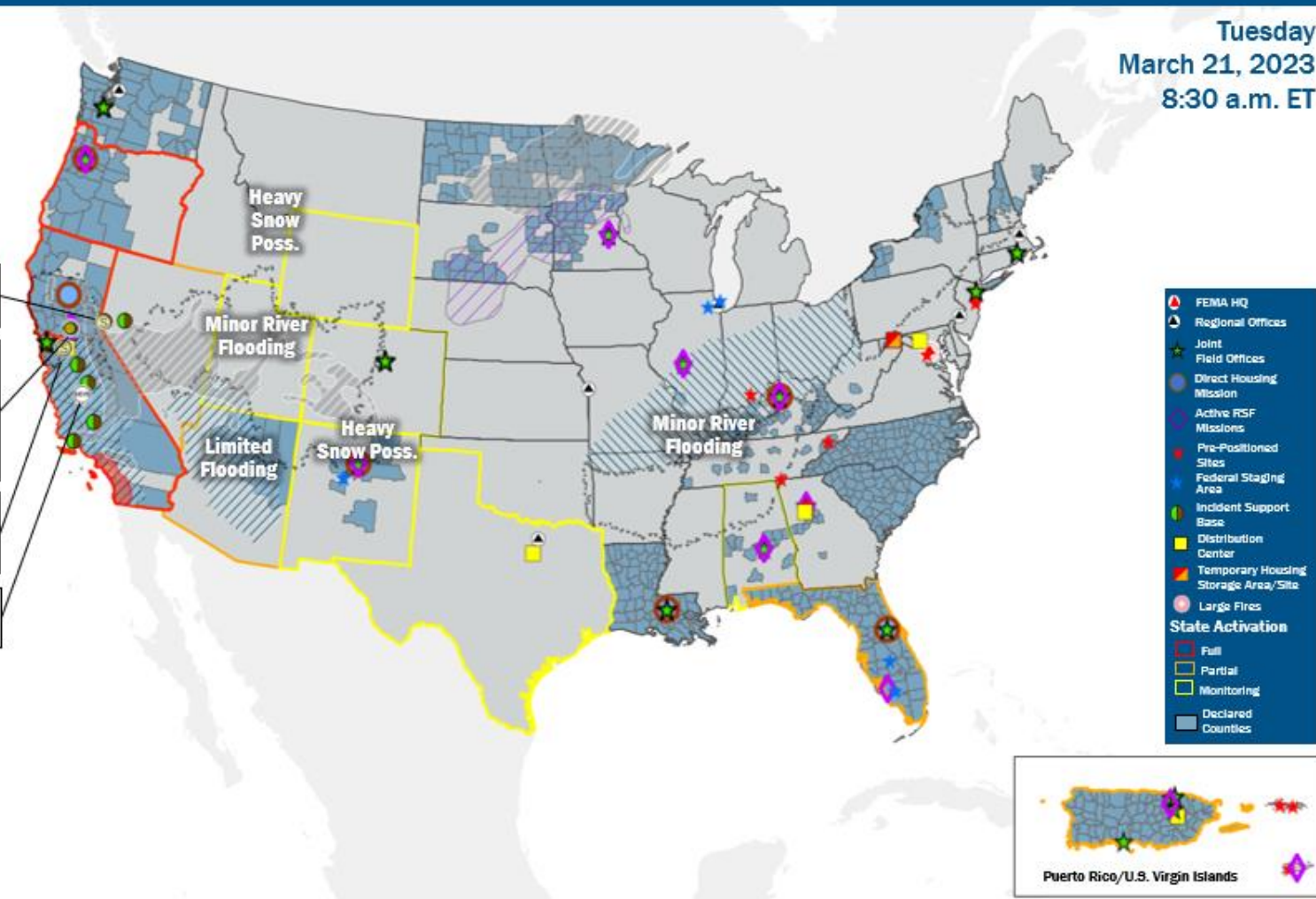
Hawaii

Carson City, NV
 Flooding
 • SMT/ISB

Sacramento, CA
 DR-4683-CA
 • RIX IMAT-1/2
 EM-3592-CA
 • N-IMAT Red
 • RVII IMAT
 • MERS

Tracy, CA
 EM-3592-CA
 • SMT/ISB
 • MERS

Lemoore, CA
 EM-3592-CA
 • MERS



IM Workforce

13,414 (-5) Assigned
 3,998 (-4) Unavailable
 5,240 (-27) Deployed

31% / 4,176 (+26) Available

IM Cadre Availability ≤ 25% Availability

Civil Rights: 18% (22/120); Disability Integration: 15% (9/61); Environmental Planning and Historic Preservation: 21% (173/830); Field Leadership: 20% (28/142); Hazard Mitigation: 19% (228/1,215); Human Resources: 20% (33/162); Operations: 18% (65/358); Public Assistance: 12% (258/2,174); Planning: 13% (60/458); Safety: 16% (13/80); Security: 24% (35/147)

MERS ≥ 66%

36 (+1) Assigned
 0 Unavailable
 1 Deployed

35 Available

US&R ≥ 66%

28 Assigned
 3 (-1) Unavailable
 0 Deployed

25 (+1) Available

FCO ≤ 1 Type I

49 Assigned
 3 Unavailable
 37 (-4) (25 FCOR) Deployed

9 (+4) Available

Joint Preliminary Damage Assessments

Region	State / Location	Incident	IA	Number of Counties		Start - End
			PA	Requested	Complete	
II	NY	Severe Winter Storm Dec 23-25	IA	0	0	N/A
			PA	7	5	1/24 - TBD
IV	KY	Severe Storms Feb 14-24	IA	0	0	N/A
			PA	25	24	3/8 - TBD
		Severe Storms & Tornadoes Mar 3-5	IA	5	0	3/20 - TBD
			PA	81	39	3/8 - TBD
	TN	Severe Storms and Flooding Mar 1-3	IA	0	0	N/A
			PA	42	0	3/28 - TBD
VI	TX	Winter Storm Jan 29 and continuing	IA	0	0	N/A
			PA	23	7	3/6 - TBD
IX	NV	Severe Widespread Flooding Mar 8	IA	0	0	N/A
			PA	5	0	3/20 - TBD
	Yomba Shoshone Tribe	Severe Widespread Flooding Mar 8	IA	0	0	N/A
			PA	1	0	3/20 - TBD
	Hoopa Valley Tribe	Severe Widespread Flooding Mar 22	IA	1	0	N/A
			PA	0	0	3/22 - TBD
	Tule River Tribe	Severe Widespread Flooding Mar 22	IA	1	0	N/A
			PA	1	0	3/22 - TBD



FEMA

Declaration Requests in Process – 7

State / Tribe / Territory – Incident Description	Type	IA	PA	HM	Requested
Choctaw Nation of Oklahoma – Tornadoes	DR		X	X	Jan 3
WV – Severe Storms, Flooding, Landslides, and Mudslides (Appeal)	DR	X	X	X	Jan 27
ME – Severe Storms and Flooding	DR		X	X	Feb 16
TX – Severe Winter Storm	DR		X	X	Feb 21
VT – Severe Winter Storm and Flooding	DR		X	X	Feb 21
OR – Severe Winter Storm, Straight-line Winds, Flooding, Landslides, and Mudslides	DR		X	X	Feb 27
CA – Heat Dome and Wildfires (Appeal)	DR		X	X	Mar 5



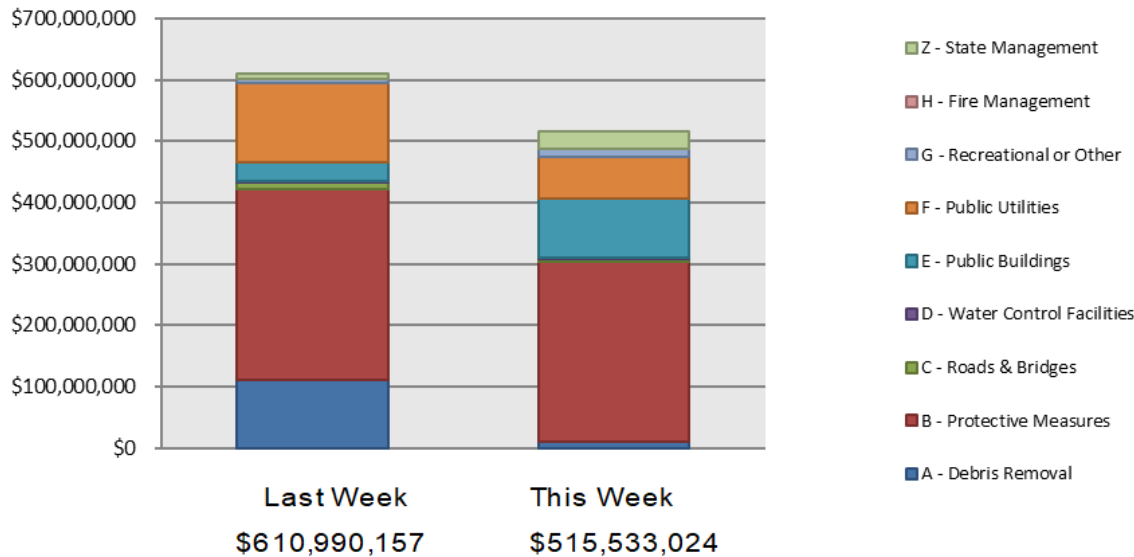
FEMA

Public Assistance Grant Program

PA Project Worksheets Obligated in past week, as of 03/20/2023 at 1500 EDT

PA Category	Emergency Work		Permanent Work				H - Fire Management	Z - State Management	Total	
	A - Debris Removal	B - Protective Measures	C - Roads & Bridges	D - Water Control Facilities	E - Public Buildings	F - Public Utilities				G - Recreational or Other
Number Of PWs Obligated	45	315	49	5	66	31	31	0	79	621
Federal Share Obligated	\$10,013,912.88	\$293,750,910.80	\$4,981,247.16	\$1,089,468	\$97,820,230.18	\$66,579,196.65	\$13,284,171.98	\$0	\$28,013,886.91	\$515,533,024.18

Public Assistance Obligated per Category 3/6/2023 through 03/20/2023



COVID-19 Obligated as of 03/20/2023

- Total Public Assistance Obligated: \$61,941,153,968

This Week's PA Highlights

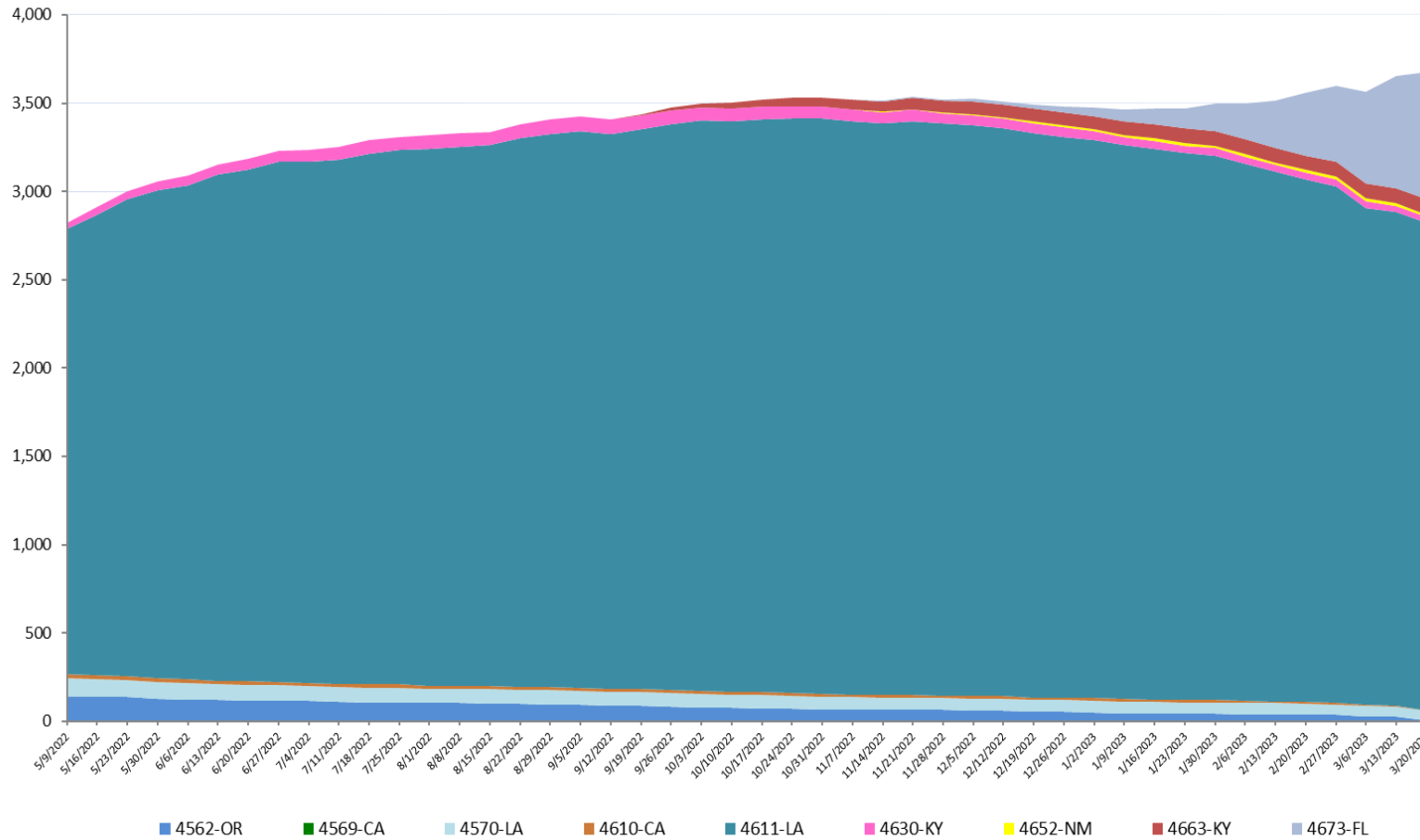
- In 4340-VI
\$35.6 Million obligated for Category E - Public Buildings
- In 4559-LA
\$60.9 Million obligated for Category F- Public Utilities
- In 4481-WA
\$29.6 Million obligated for Category B- Protective Measures



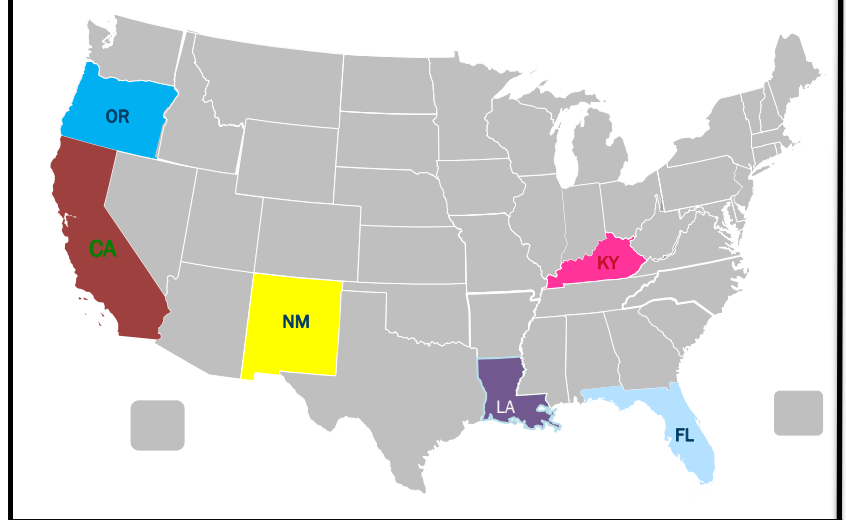
Direct Housing

Total Households in FEMA Direct Housing per State

Past Year per Week, 5/9/2022 - 03/20/2023. There are currently **4,278** Households Occupying **4,306** Temporary Units.



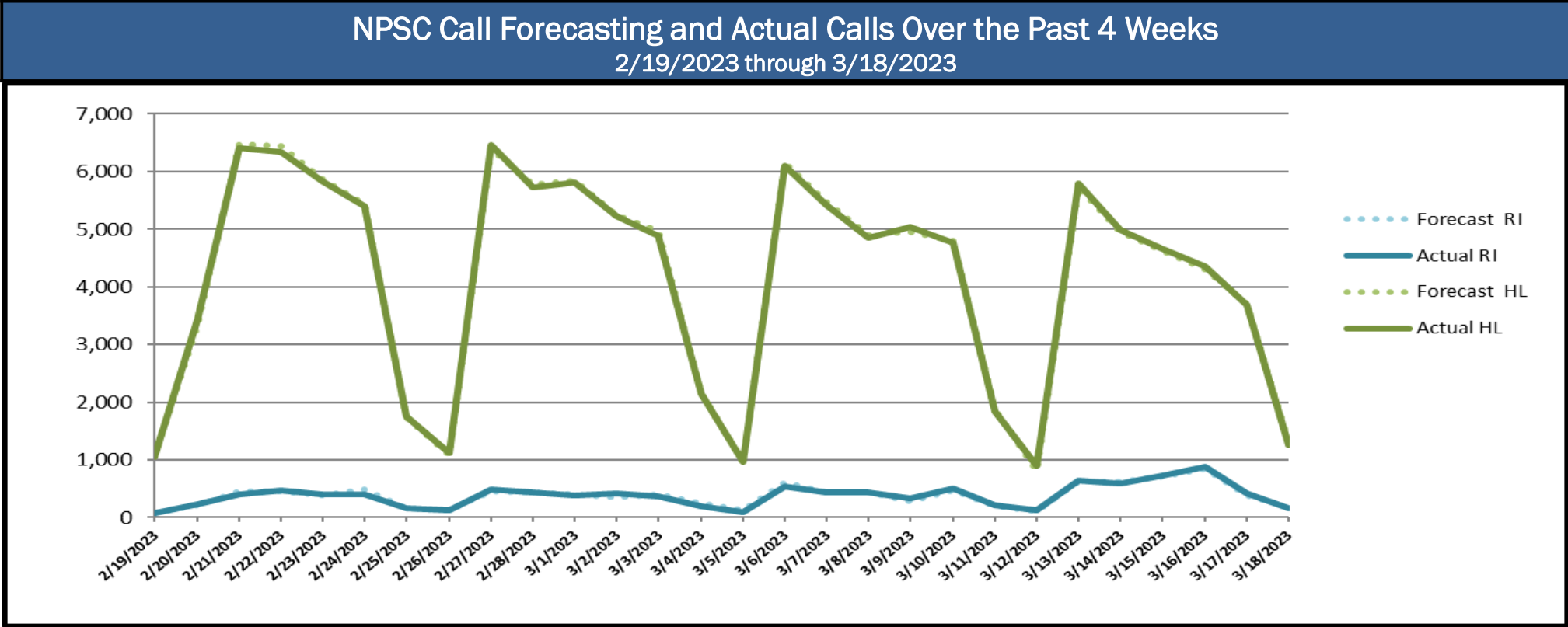
DR	IA Declaration Date	Program End Date	Current # of Households in Direct Housing (Weekly Change)
4673-FL	9/29/2022	3/29/2024	718 (117)
4663-KY	7/29/2022	1/29/2024	88 (2)
4652-NM	5/4/2022	11/4/2023	15 (0)
4630-KY	12/12/2021	6/13/2023	34 (-1)
4611-LA	8/29/2021	2/28/2023	2761 (-35)
4610-CA	8/24/2021	2/24/2023	0 (-4)
4570-LA	10/16/2020	4/16/2022	57 (-1)
4562-OR	9/15/2020	3/15/2022	2 (-22)
4559-LA	8/28/2020	2/28/2022	603 (-15)



States with Currently Occupied Units

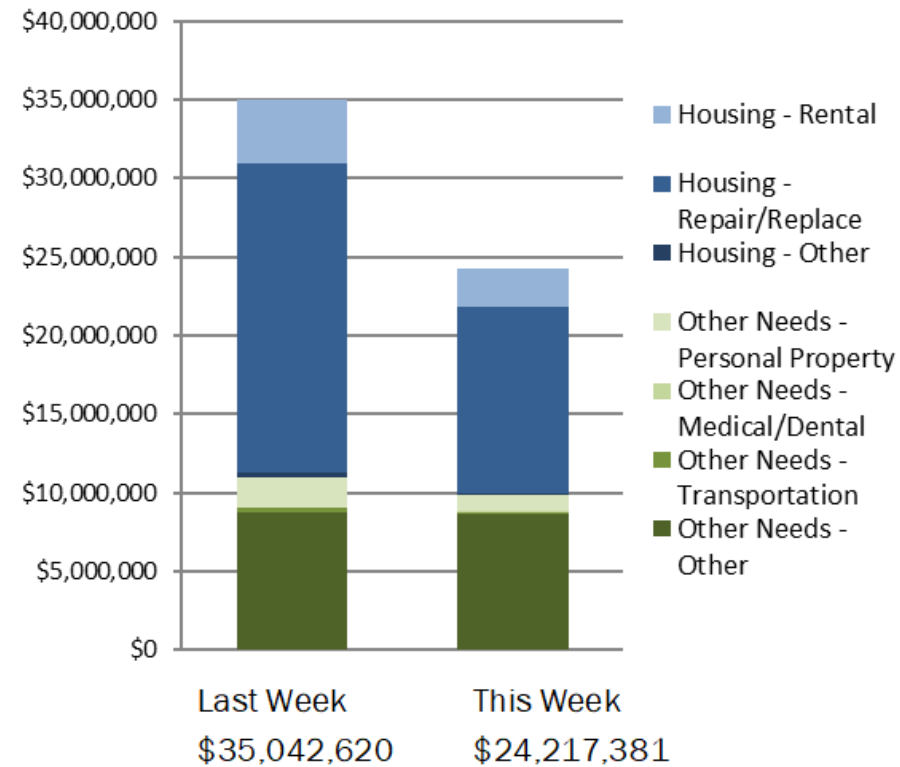
NPSC Call Activity

NPSC Call Activity in the Past Week 3/12/2023 through 3/18/2023		
Call Type	Projected Calls	Actual Calls
Registration Intake:	2,544	2,558
Helpline:	29,104	28,983
Combined:	31,648	31,541



Individual Assistance Activity

IHP Approved per Category in the Past
2 Weeks – 03/06/2023 through 03/20/2023





FEMA

Helping people before, during, and after disasters.



Scan to subscribe to this briefing.