

FEMA National Watch Center

# Daily Operations Briefing

Saturday, March 18, 2023

8:30 a.m. ET



**FEMA**

# National Current Ops / Monitoring

---

## New Significant Incidents / Ongoing Ops

- Heavy rain and flooding – California

## Hazard Monitoring

- Heavy snow – Great Lakes, Southern Plains, and Northeast

---

## Disaster Declaration Activity

- No new declaration activity

## Event Monitoring

- No significant events



**FEMA**

# Heavy Rain and Flooding – California



**Current Situation:** Rain is forecast to return to parts of northern California through this weekend, with no widespread impacts anticipated. Minor to moderate river flooding will continue over the next few days as flows continue to route downstream. Planning efforts are underway for potential cascading impacts that may occur from the next atmospheric river event forecast beginning March 20-22.

**Lifeline Impacts:** (EM-3592-CA SLB as of Mar 17, 9:00 p.m. ET)

**Safety and Security:** Mandatory Evacuations Orders: 9.6k (-16k) residents; Evacuation Warnings: 30k (-12k) residents

**Health and Medical:** CA: 5 confirmed storm-related fatalities

**Food, Water, Shelter:** CA: 22 (-7) shelters open / 618 (-47) occupants

**Energy:** CA: Minimal power outages (Eagle-1, as of 8:30 a.m. ET)

**Transportation:** CA: Multiple road closures due to flooding, estimated time of restoration TBD

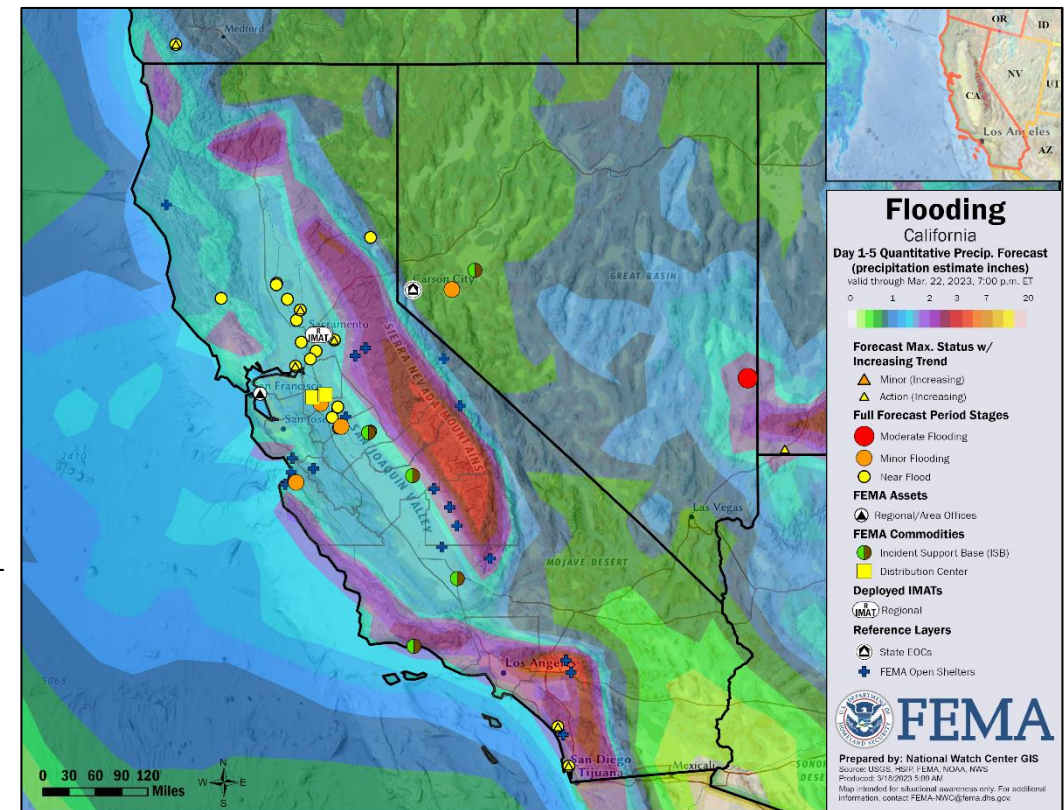
- Tule River Indian and Hoopa Valley Tribes report restricted access due to damaged roads and bridges, no unmet needs

## State / Local Response:

- CA EOC at Full Activation (COVID-19, Seismic Activity, Flooding); Governor declared a state of emergency for 43 (+22) counties
- NV EOC at Partial Activation (COVID-19); Governor declared a State of Emergency for 13 counties and 1 tribe

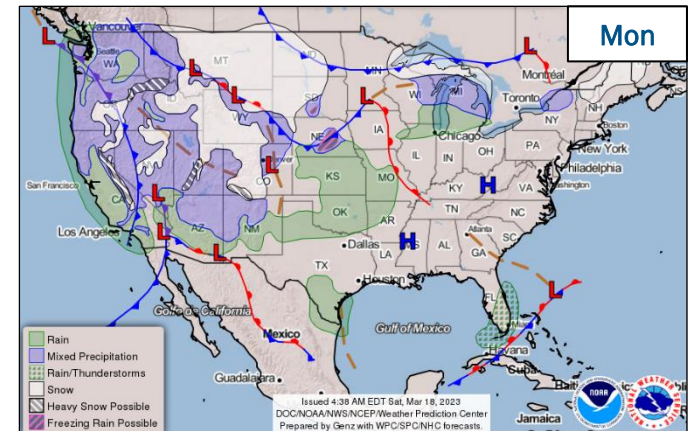
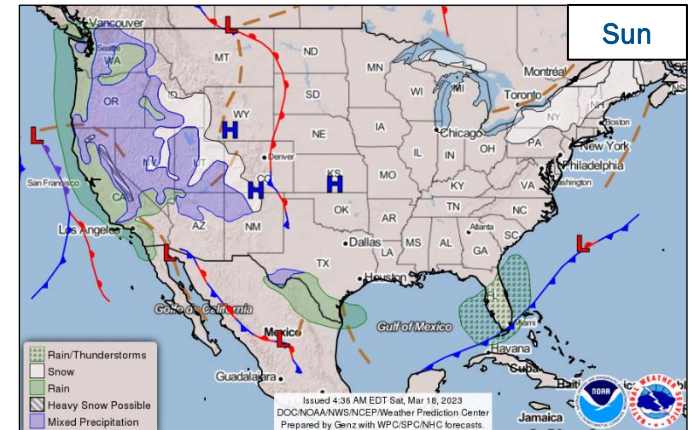
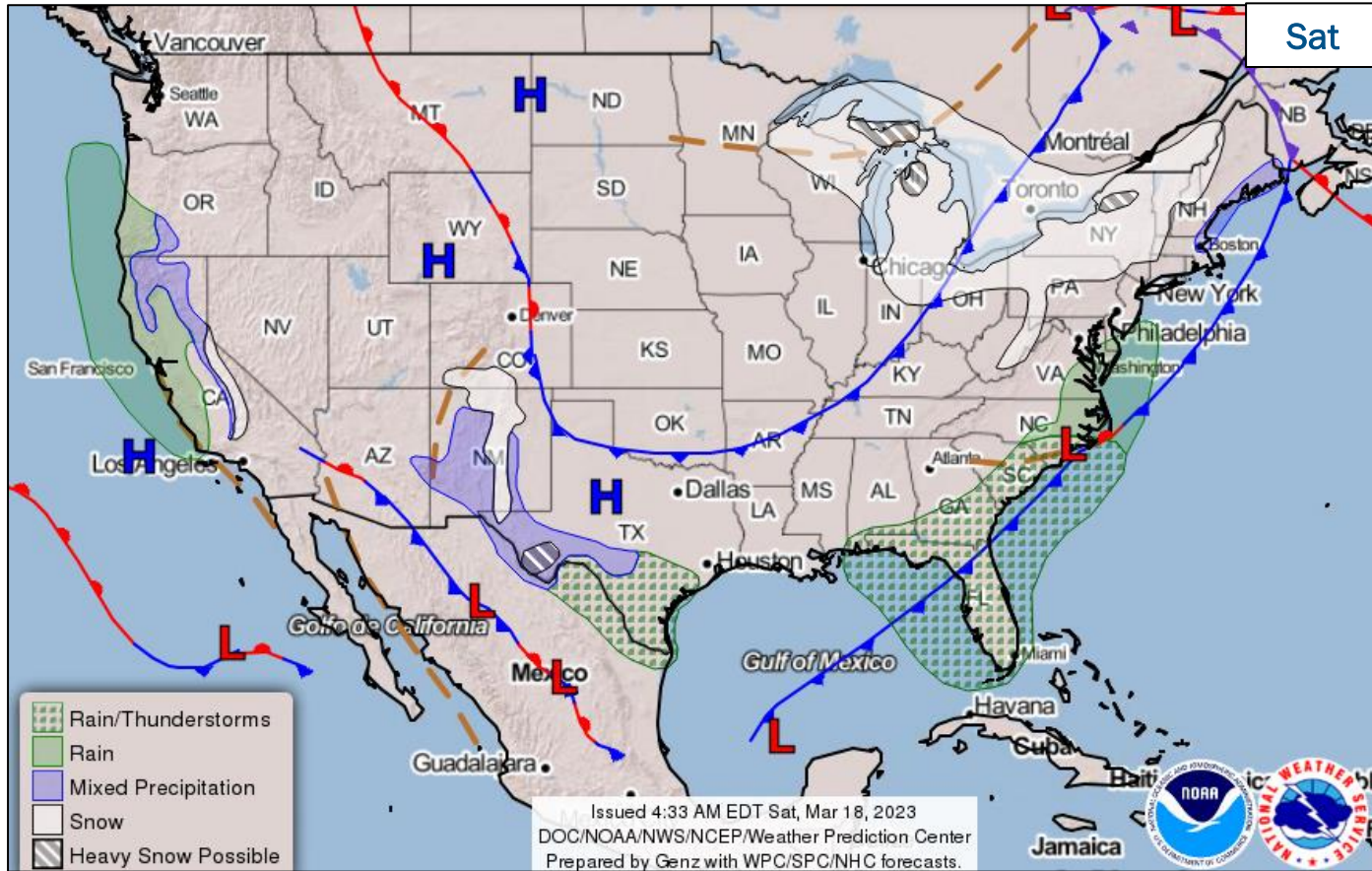
## FEMA / Federal Response:

- NWC and Region IX RWC in coordination with CA & NV EOCs continue to monitor
- Region IX IMAT-1 / IMAT-2 deployed to CA EOC; 2 LNOs deployed to CA & NV; ESFs 1-12 activated
- National IMAT Red deployed to CA EOC; FEMA Region VII IMAT deployed to CA EOC
- ISB / SMT deployed to CA; ISB / SMT deployed to NV
- MERS assets deployed to Sacramento, Tracy, and NAS Lemoore, CA
- US&R Red IST rostered and prepared to deploy; US&R resources with full water rescue capability are available to support as required
- Emergency Declaration FEMA-3592-EM-CA approved on Mar 10 for 43 counties



FEMA

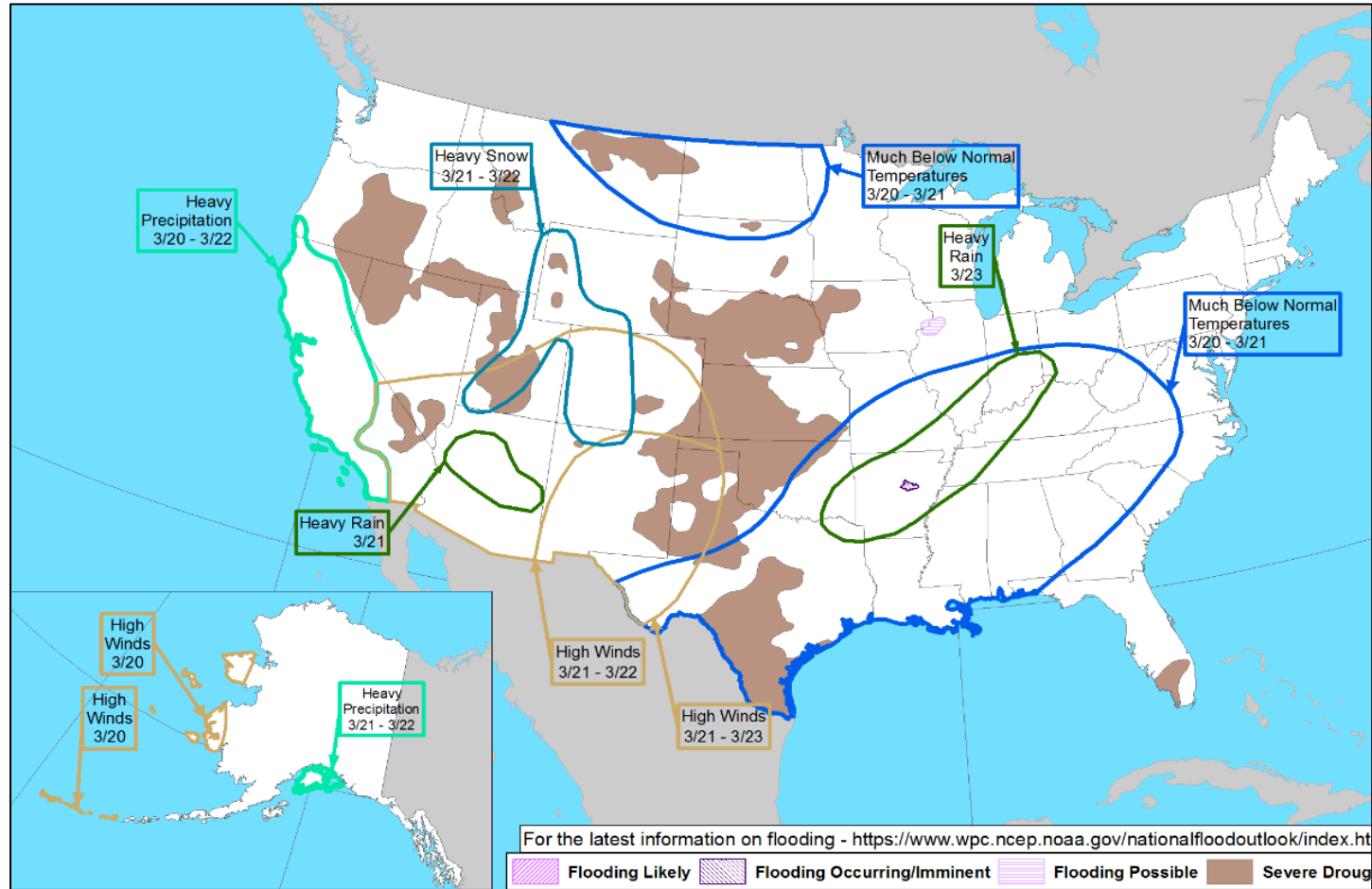
# National Weather Forecast



FEMA

National Watch Center

# Hazards Outlook – Mar 20-24





FEMA

# Space Weather Outlook

	Space Weather Activity	Geomagnetic Storms	Solar Radiation	Radio Blackouts
Past 24 Hours	Minor	None	None	R1
Next 24 Hours	None	None	None	None

For further information on NOAA Space Weather Scales refer to: <http://www.swpc.noaa.gov/noaa-scales-explanation>  
 For further information on Sunspot Activity refer to: <https://www.swpc.noaa.gov/phenomena/sunspotssolar-cycle>



FEMA

# FEMA Common Operating Picture

**11** + **9** **52** + **11** **9** **12**  
 Joint Field Offices Virtual Joint Field Offices Supporting Major Disasters Emergency Declarations Direct Housing Missions RSF-Supported Disasters

Saturday  
 March 18, 2023  
 8:30 a.m. ET

FEMA HQ	
NWC	NRCC
Monitoring	Rostered
FEMA REGIONS	
Watch	RRCC
Monitoring	I Rostered
Monitoring	II Rostered
Monitoring	III Rostered
Monitoring	IV Rostered
Monitoring	V Rostered
Monitoring	VI Rostered
Monitoring	VII Rostered
Monitoring	VIII Rostered
Monitoring	IX Rostered
Monitoring	X Rostered
Notes:	
RWCs/RRCCs: * All at Monitoring/Rostered	STATE EOCs: PR: TC Fiona AL: Severe Weather FL: TC Ian TX: Ongoing Operations CO: Avian Influenza, Public Health Support, and Suncor Refinery AZ/CO: SW Border Coordination WY: Winter Weather CA/HI/UT: Flooding AS/CA: Seismic Activity OR: Respiratory Illness (RSV & Influenza) TX: Ongoing operations (8) State/Territory EOCs activated for COVID Support
Surge Capacity Force	
Rostered 7,518	Deployed 0

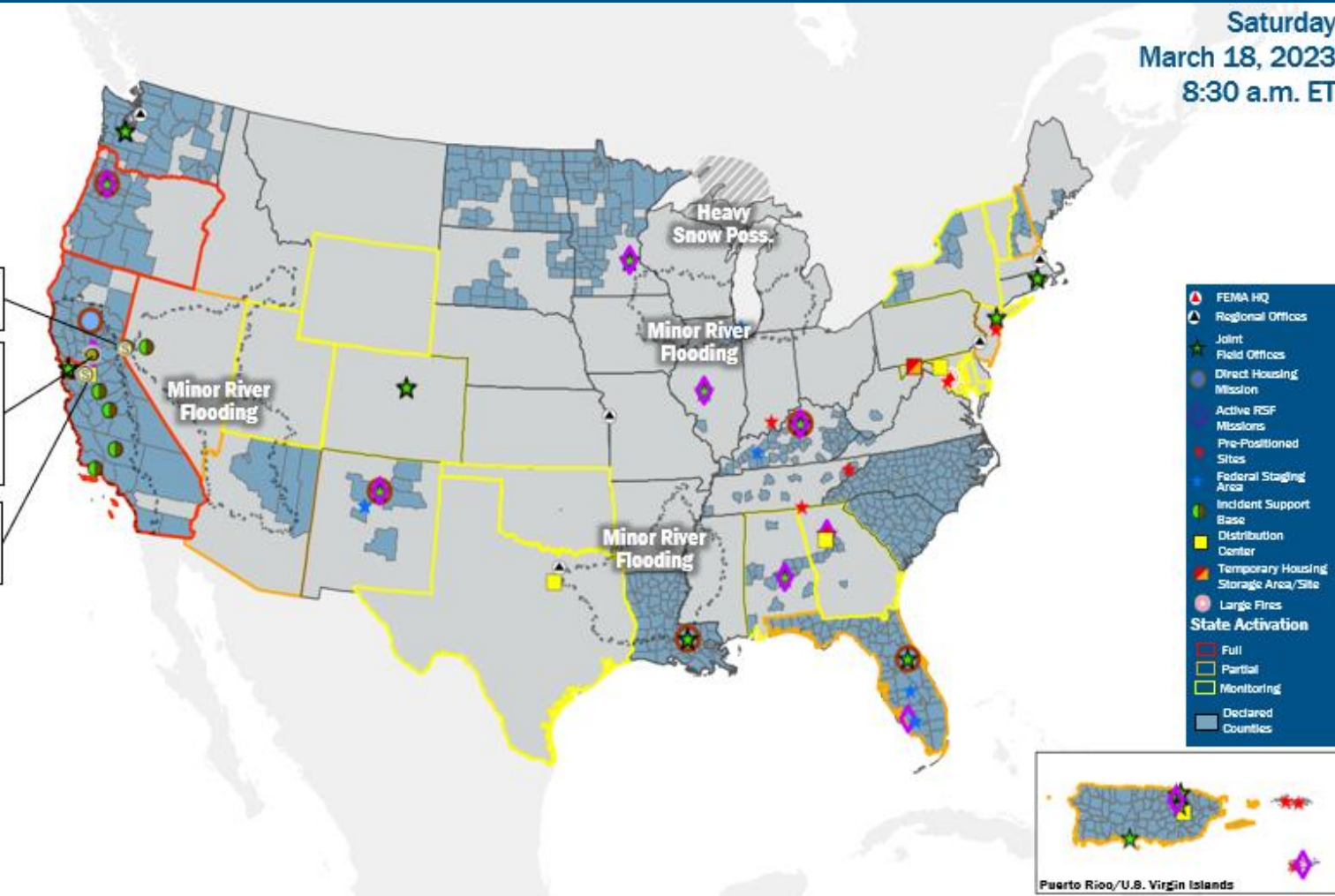
N-IMATs	
2-4 Teams Available	
Red	CA
White	
Blue	
Gold	
R-IMATs	
≥ 7 Teams Available	
I	
II	
III	
IV-1	
IV-2	Reconstituting
V	Reconstituting
VI-1	
VI-2	1
VII	CA
VIII	
IX-1	CA
IX-2	CA
X	Personnel
Fully Mission Capable (FMC)	
Partially Mission Capable (PMC)	
Not Mission Capable (NMC)	
Deployed	

REGIONAL BREAKDOWN			
JFO/VJFO	DR	EM	
I	1/0	4	0
II	2/3	4	4
III	0/0	3	0
IV	3/1	10	3
V	2/0	4	0
VI	1/1	2	3
VII	0/1	0	0
VIII	0/1	5	0
IX	0/1	8	1
X	2/1	12	0

**Carson City, NV**  
 Flooding  
 - SMT/ISB

**Sacramento, CA**  
 DR-4683-CA  
 - RIX IMAT-1/2  
 EM-3592-CA  
 - N-IMAT Red  
 - RVII IMAT  
 - MERS

**Tracy, CA**  
 EM-3592-CA  
 - SMT/ISB  
 - MERS



## IM Workforce

13,411 (+14) Assigned  
 3,998 (+43) Unavailable  
 5,403 (-14) Deployed

---

30% / 4,010 (-15) Available

## IM Cadre Availability ≤ 25% Availability

Civil Rights: 17% (20/120); Disability Integration: 15% (9/61);  
 Environmental Planning and Historic Preservation: 21% (174/830);  
 Field Leadership: 18% (25/142); Hazard Mitigation: 18% (214/1,214);  
 Human Resources: 20% (32/162); Logistics: 25% (357/1,444); Operations: 16% (57/357);  
 Public Assistance: 12% (255/2,174); Planning: 14% (65/460); Safety: 13% (10/80)

**MERS**  
 ≥ 66%

35 Assigned  
 0 Unavailable  
 1 Deployed

---

35 Available

**US&R**  
 ≥ 66%

28 Assigned  
 4 (+1) Unavailable  
 0 Deployed

---

24 (-1) Available

**FCO**  
 ≤ 1 Type I

49 Assigned  
 3 (-1) Unavailable  
 41 (25 FCOR) Deployed

---

5 (+1) Available

# Joint Preliminary Damage Assessments

Region	State / Location	Incident	IA	Number of Counties		Start - End
			PA	Requested	Complete	
II	NY	Severe Winter Storm Dec 23-25	IA	0	0	N/A
			PA	7	5	1/24 - TBD
IV	KY	Severe Storms Feb 14-24	IA	0	0	N/A
			PA	25	24	3/8 - TBD
		Severe Storms & Tornadoes Mar 3-5	IA	5	0	3/20 - TBD
			PA	81 (+15)	39 (+29)	3/8 - TBD
	TN	Severe Storms and Flooding Mar 1-3	IA	0	0	N/A
			PA	42	0	3/28 - TBD
VI	TX	Winter Storm Jan 29 and continuing	IA	0	0	N/A
			PA	23	7	3/6 - TBD
IX	NV	Severe Widespread Flooding Mar 8	IA	0	0	N/A
			PA	5	0	3/20 - TBD
	Yomba Shoshone Tribe	Severe Widespread Flooding Mar 8	IA	0	0	N/A
			PA	1	0	3/20 - TBD



FEMA



# Declaration Requests in Process – 7

State / Tribe / Territory – Incident Description	Type	IA	PA	HM	Requested
Choctaw Nation of Oklahoma – Tornadoes	DR		X	X	Jan 3
WV – Severe Storms, Flooding, Landslides, and Mudslides (Appeal)	DR	X	X	X	Jan 27
ME – Severe Storms and Flooding	DR		X	X	Feb 16
TX – Severe Winter Storm	DR		X	X	Feb 21
VT – Severe Winter Storm and Flooding	DR		X	X	Feb 21
OR – Severe Winter Storm, Straight-line Winds, Flooding, Landslides, and Mudslides	DR		X	X	Feb 27
CA – Heat Dome and Wildfires (Appeal)	DR		X	X	Mar 5



**FEMA**



# FEMA

Helping people before, during, and after disasters.



*Scan to subscribe to this briefing.*