

FEMA National Watch Center

Daily Operations Briefing

Thursday, March 16, 2023

8:30 a.m. ET



FEMA

National Current Ops / Monitoring

New Significant Incidents / Ongoing Ops

- Heavy Rain and Flooding – CA

Hazard Monitoring

- Severe Thunderstorms – Southern Plains to the Lower Mississippi Valley
- Heavy Rain / Flash Flooding – Southern Plains to the Lower Mississippi Valley
- Heavy Snow – Southern and Central Rockies, and Central Plains to the Great Lakes
- Freezing Rain – Central Plains to the Upper Mississippi Valley
- Mixed Precipitation – Southwest to the Northeast

Disaster Declaration Activity

- Approved: Major Disaster Declaration – NH
- Approved: Major Disaster Declaration – NY
- Two Amendments issued

Event Monitoring

- No significant events



FEMA

Heavy Rain and Flooding – California



Current Situation: Drier weather expected through Friday providing a reprieve for flooding conditions in California. Precipitation is expected to return over the weekend; however, rainfall is expected to be light and not produce new flooding impacts.

Lifeline Impacts: (EM-3592-CA SLB as of Mar 15, 10:58 p.m. ET)

Safety and Security: Mandatory Evacuations Orders: 27k (-1k) residents; Evacuation Warnings: 61k (-11k) residents

Health and Medical: CA: 5 (+2) confirmed storm-related fatalities

Food, Water, Shelter:

- CA: 32 (+2) shelters open with 616 (+126) occupants. Hoopa Valley Tribe housing members in 17 hotel rooms
- Water service restoration in progress as flooding recedes, meanwhile, state is delivering bottled water and meals to impacted areas

Energy: CA: 61k (-17k) customers without power statewide (Eagle-I, as of 5:30 a.m. ET)

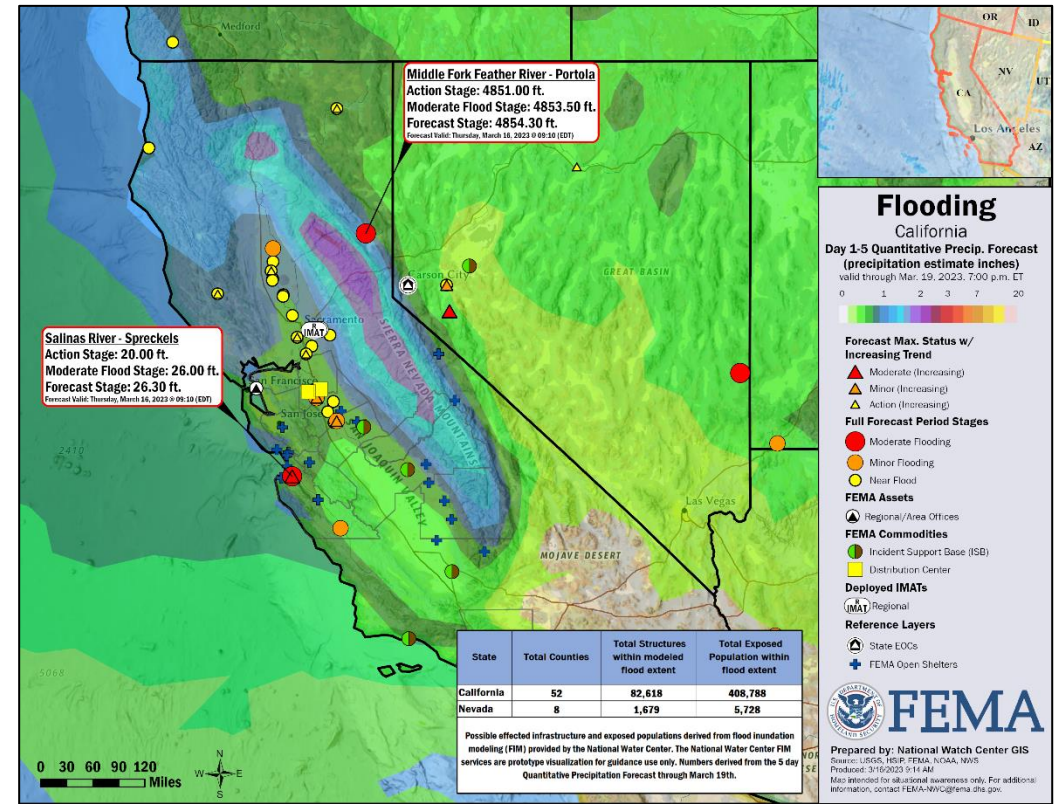
Transportation: CA: Multiple road closures due to flooding; Tule River Indian Tribe reports roads washed out and impassable due to debris and flooding

State / Local Response:

- CA EOC at Full Activation (COVID-19, Seismic Activity, Flooding); Governor declared a state of emergency for 21 counties
- NV EOC at Partial Activation (COVID-19); Governor declared a State of Emergency for 13 counties and 1 tribe

FEMA / Federal Response:

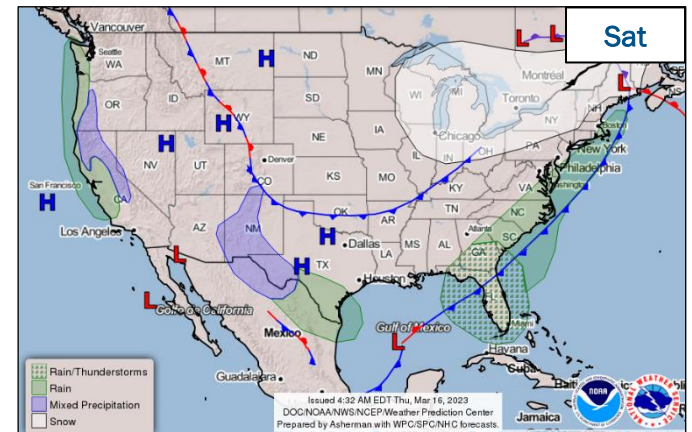
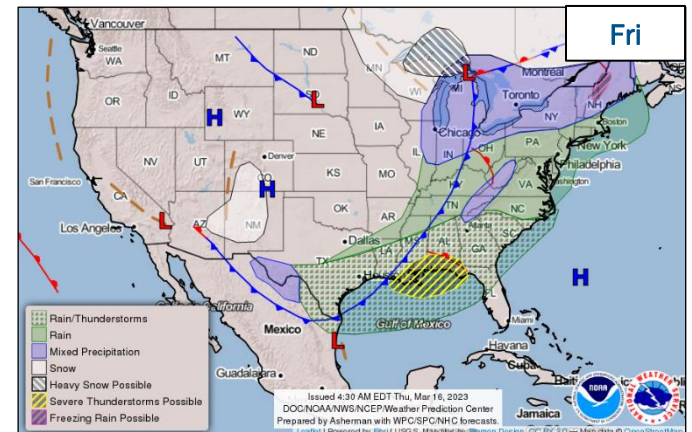
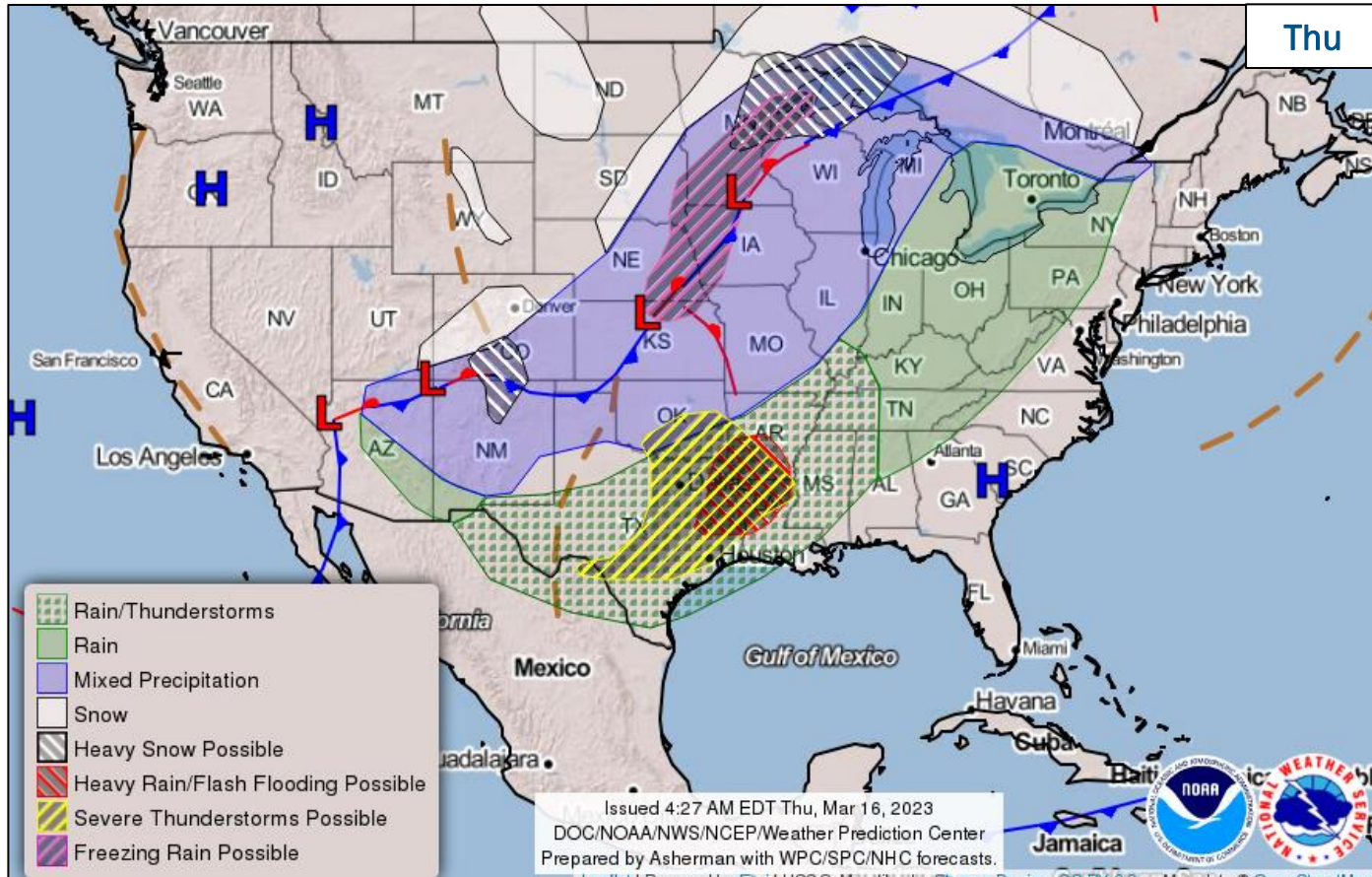
- NWC and Region IX RWC in coordination with CA & NV EOCs continue to monitor
- Region IX IMAT-1 / IMAT-2 deployed to CA EOC; 2 LNOs deployed to CA & NV; ESFs 1-12 activated
- National IMAT Red deployed to CA EOC; FEMA Region VII IMAT deployed to CA EOC
- ISB / SMT deployed to CA; ISB / SMT deployed to NV
- US&R Red IST rostered and prepared to deploy; US&R resources with full water rescue capability are available to support as required
- Emergency Declaration FEMA-3592-EM-CA approved on Mar 10 for 34 counties



FEMA

National Watch Center

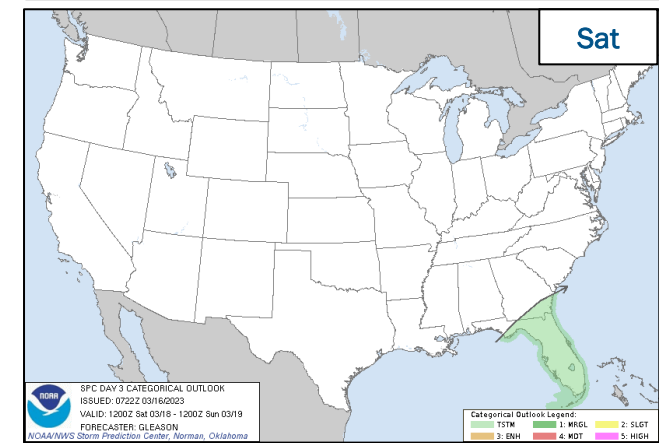
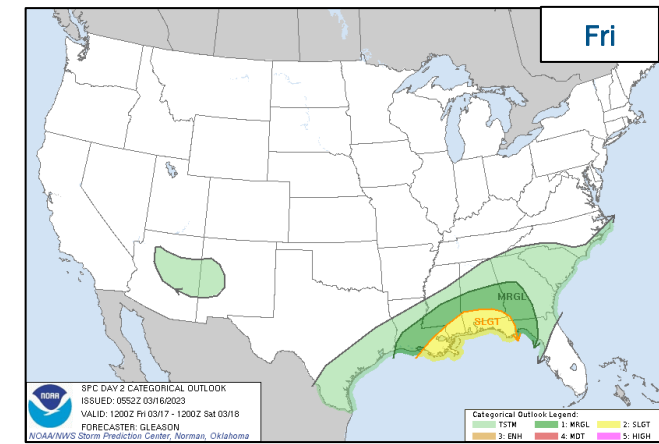
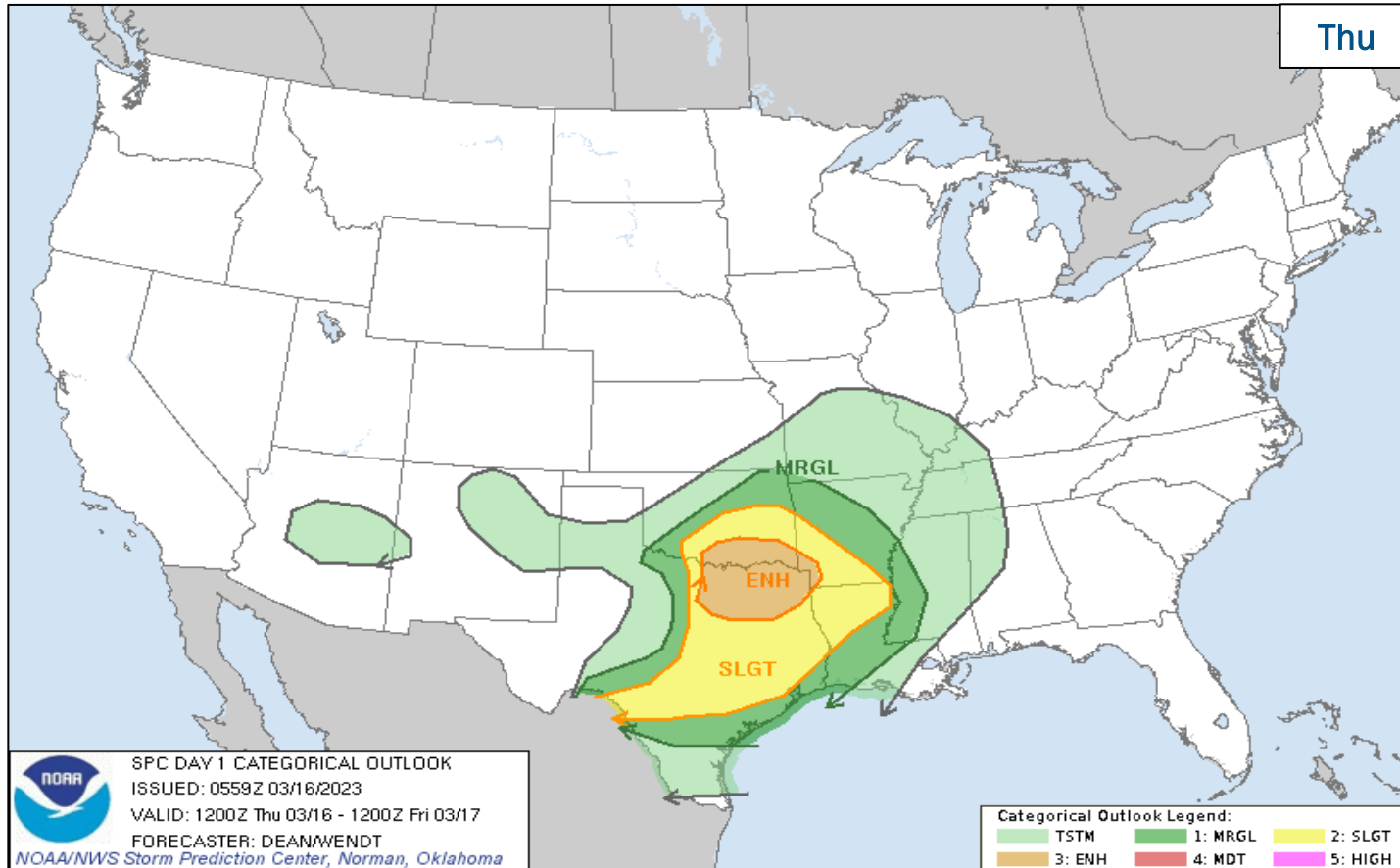
National Weather Forecast



FEMA

National Watch Center

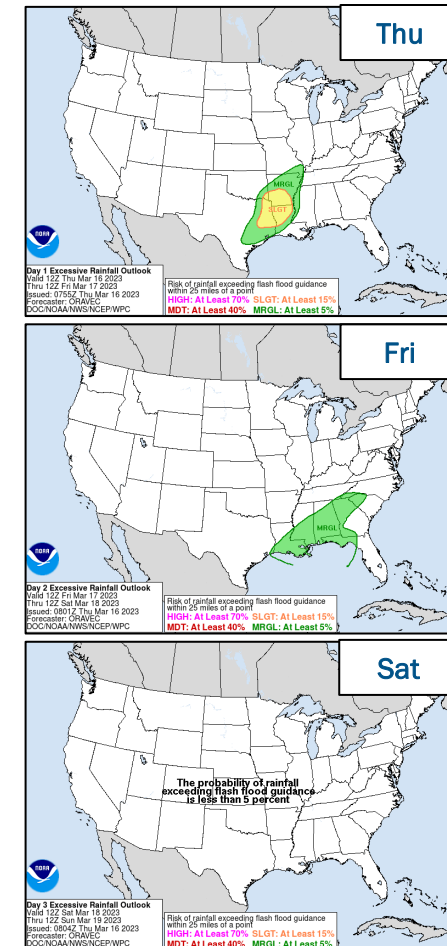
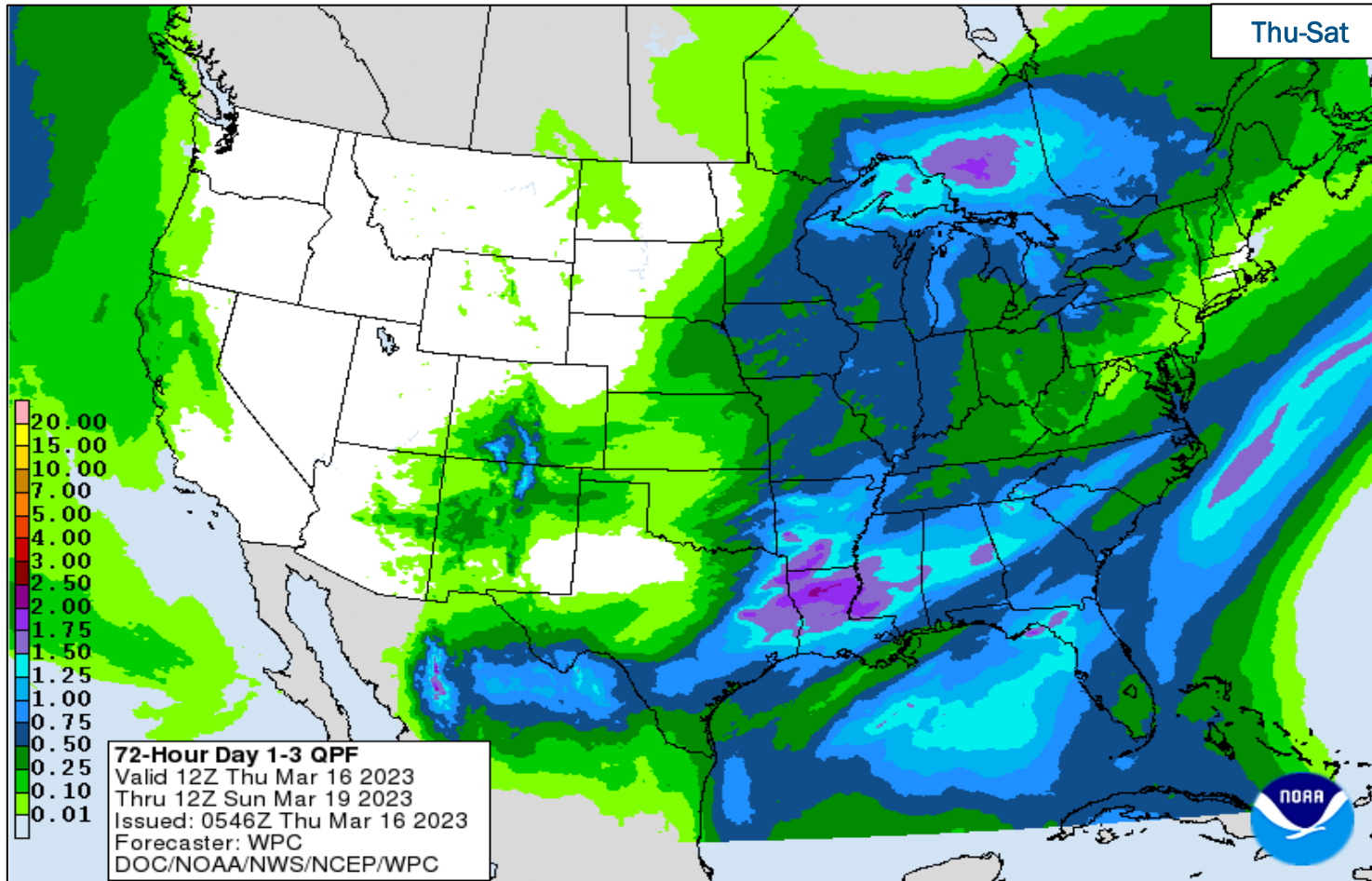
Severe Weather Outlook



FEMA

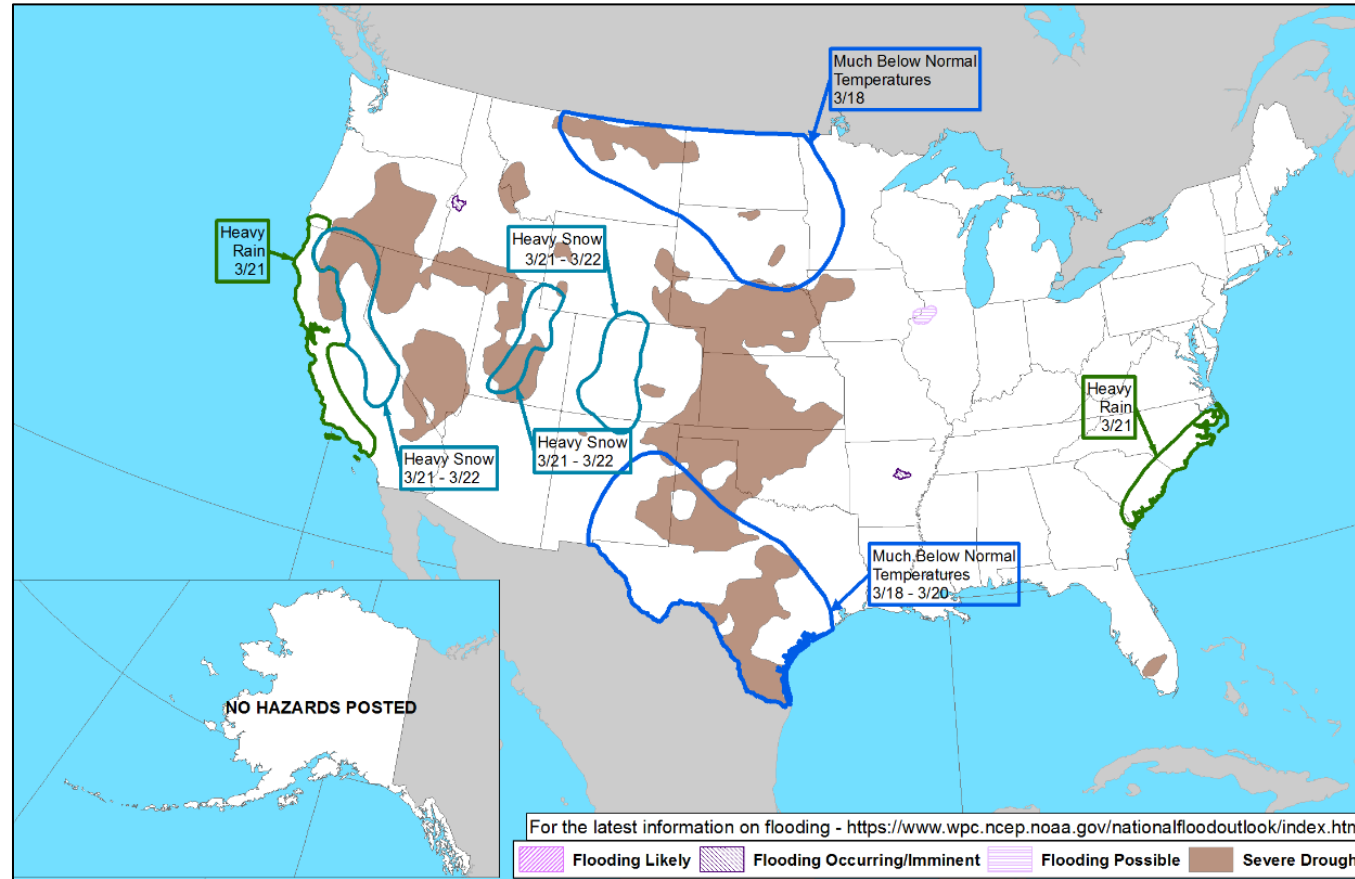
National Watch Center

Precipitation & Excessive Rainfall



FEMA

Hazards Outlook – Mar 18-22



FEMA

FEMA Common Operating Picture

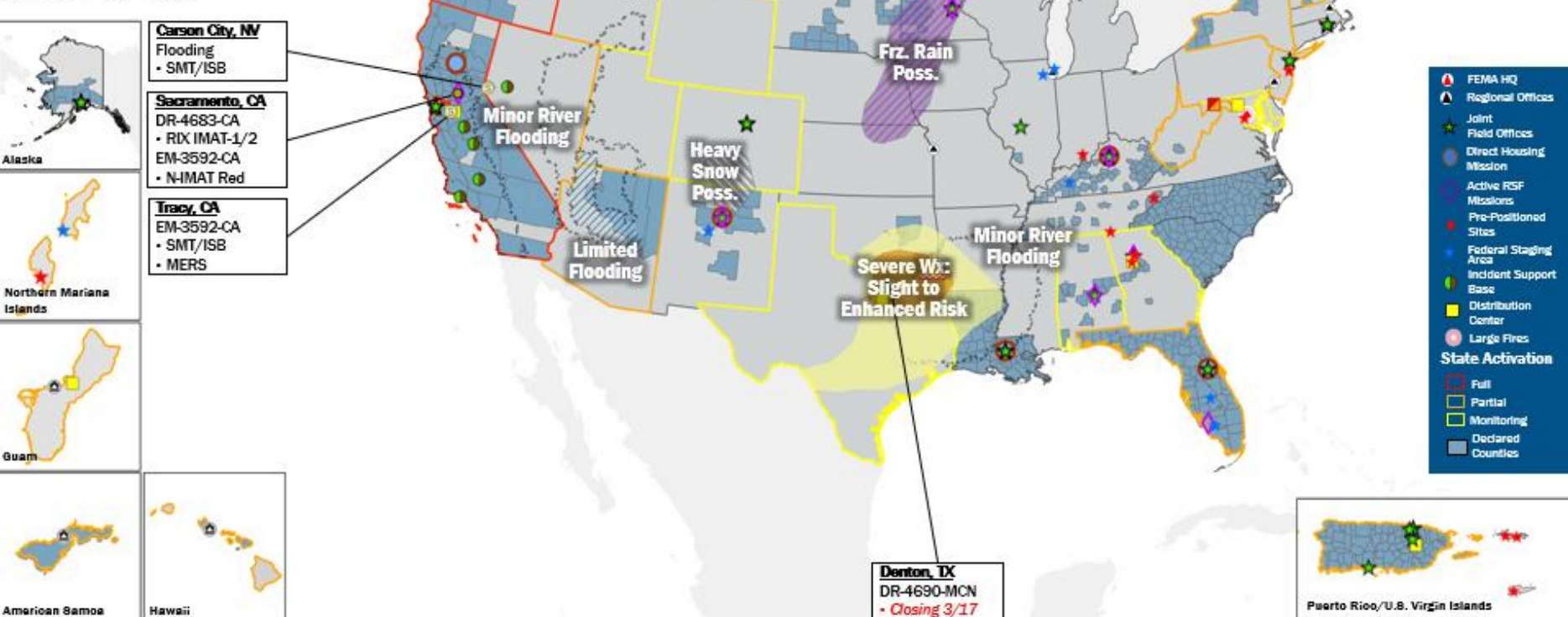
11 + **9** Supporting
 Joint Field Offices Virtual Joint Field Offices
53 + **11** Major Disasters Emergency Declarations
9 Direct Housing Missions **12** RSF-Supported Disasters

Thursday
 March 16, 2023
 8:30 a.m. ET

FEMA HQ	
NWC	NRCC
Monitoring	Rostered
FEMA REGIONS	
Watch	RRCC
Monitoring	I Rostered
Monitoring	II Rostered
Monitoring	III Rostered
Monitoring	IV Rostered
Monitoring	V Rostered
Monitoring	VI Rostered
Monitoring	VII Rostered
Monitoring	VIII Rostered
Monitoring	IX Rostered
Monitoring	X Rostered
Notes:	
RWCCs/RRCCs: All at Monitoring/Rostered	STATE EOCs: PR: TC Fiona AL/WV/TX/WY/UT/CO: Severe Weather FL: TC Ian CO: Avian Influenza, Public Health Support and Suncor Refinery AZ/CO: SW Border Coordination AS/CA: Seismic Activity CA/HI: Flooding OR: Respiratory Illness (RSV & Influenza) TX: Fire Weather (5) State/Territory EOCs activated for COVID Support NH, VT: No easter
Surge Capacity Force	
Rostered 7,516	Deployed 0

N-IMATs	
2-4 Teams Available	
Red	CA
White	
Blue	
Gold	
R-IMATs	
≥ 7 Teams Available	
I	
II	
III	
IV-1	
IV-2	Reconstituting
V	Reconstituting
VI-1	
VI-2	1
VII	CA
VIII	
IX-1	CA
IX-2	CA
X	Personnel
Fully Mission Capable (FMC)	
Partially Mission Capable (PMC)	
Not Mission Capable (NMC)	
Deployed	

REGIONAL BREAKDOWN			
	JFO/VJFO	DR	EM
I	1/0	4	0
II	2/3	4	4
III	0/0	3	0
IV	3/1	10	3
V	2/0	4	0
VI	1/1	3	3
VII	0/1	0	0
VIII	0/1	5	0
IX	0/1	8	1
X	2/1	12	0



IM Workforce

13,395 Assigned
 3,988 (+9) Unavailable
 5,375 (+44) Deployed

30% / 4,032 (-53) Available

IM Cadre Availability ≤ 25% Availability

Civil Rights: 15% (18/120); Disability Integration: 11% (7/61);
 Environmental Planning and Historic Preservation: 22% (181/830);
 Field Leadership: 17% (24/142); Hazard Mitigation: 18% (214/1,215);
 Human Resources: 22% (35/162); Logistics: 23% (331/1,443); Operations: 17% (61/357);
 Public Assistance: 12% (264/2,171); Planning: 16% (73/461); Safety: 10% (8/80)

MERS

≥ 66%

35 Assigned
 0 Unavailable
 1 Deployed

35 Available

US&R

≥ 66%

28 Assigned
 3 Unavailable
 0 Deployed

25 Available

FCO

≤ 1 Type I

49 Assigned
 3 Unavailable
 40 (25 FCOR) Deployed

6 Available

Joint Preliminary Damage Assessments

Region	State / Location	Incident	IA	Number of Counties		Start - End
			PA	Requested	Complete	
II	NY	Severe Winter Storm Dec 23-25	IA	0	0	N/A
			PA	7	5	1/24 - TBD
IV	KY	Severe Storms Feb 14-24	IA	0	0	N/A
			PA	25 (+2)	22 (+7)	3/8 - TBD
		Severe Storms & Tornadoes Mar 3-5	IA	5 (+5)	0	N/A
			PA	66 (+19)	0	3/8 - TBD
VI	TX	Winter Storm Jan 29 and continuing	IA	0	0	N/A
			PA	23	5	3/6 - TBD
IX	NV	Severe Widespread Flooding Mar 8	IA	0	0	N/A
			PA	5	0	3/20 - TBD
	Yomba Shoshone Tribe	Severe Widespread Flooding Mar 8	IA	0	0	N/A
			PA	1	0	3/20 - TBD



FEMA

Declaration Approval – New Hampshire

Declaration: Major Disaster – FEMA-4693-DR-NH

Date Requested: Feb 17

Date Approved: Mar 15

Incident: Severe Storm and Flooding

Incident Period: Dec 22-25

Provides:

- **PA:** 4 counties
- **Hazard Mitigation:** Statewide

FCO: William F. Roy



■ PA



FEMA

Declaration Approval – New York

Declaration: Major Disaster – FEMA-4694-DR-NY

Date Requested: Feb 23

Date Approved: Mar 15

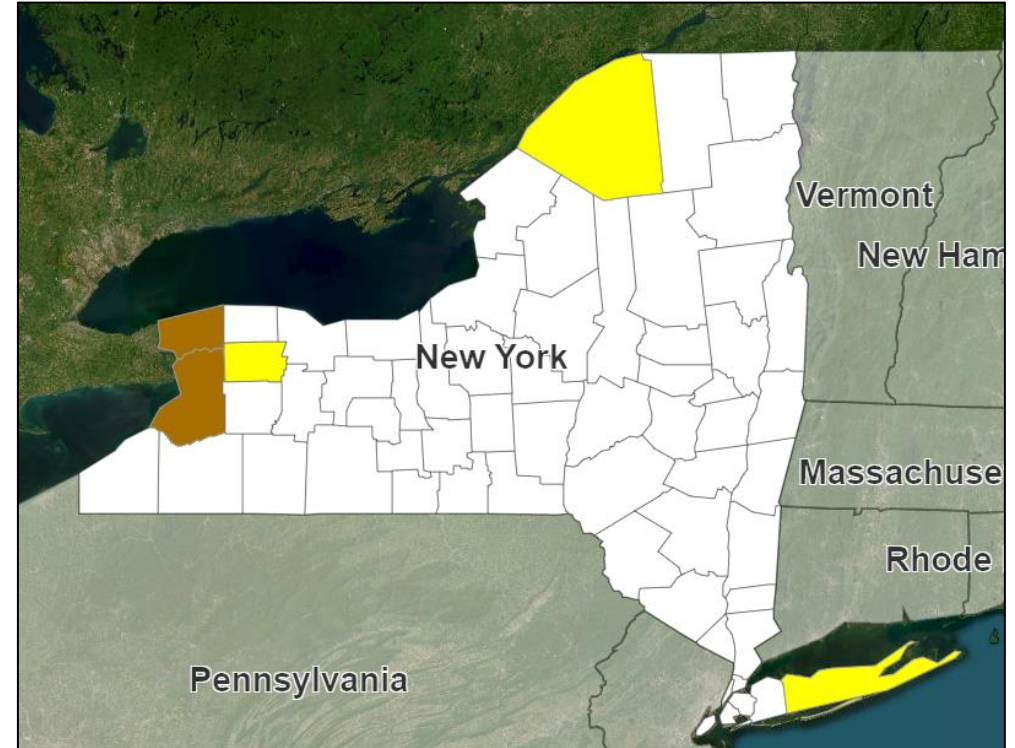
Incident: Severe Winter Storm and Snowstorm

Incident Period: Dec 23-28

Provides:

- **PA:** 3 counties
- **IA/PA:** 2 counties
- **Hazard Mitigation:** Statewide

FCO: Lai Sun Yee



- PA
- IA/PA



FEMA

Declaration Requests in Process – 7

State / Tribe / Territory – Incident Description	Type	IA	PA	HM	Requested
Choctaw Nation of Oklahoma – Tornadoes	DR		X	X	Jan 3
WV – Severe Storms, Flooding, Landslides, and Mudslides (Appeal)	DR	X	X	X	Jan 27
TX – Severe Storms and Tornadoes – Denied	DR	X		X	Feb 7
ME – Severe Storms and Flooding	DR		X	X	Feb 16
NH – Severe Storms and Flooding – Approved	DR		X	X	Feb 17
TX – Severe Winter Storm	DR		X	X	Feb 21
VT – Severe Winter Storm and Flooding	DR		X	X	Feb 21
NY – Severe Winter Storm and Snowstorm – Approved	DR	X	X	X	Feb 23
OR – Severe Winter Storm, Straight-line Winds, Flooding, Landslides, and Mudslides	DR		X	X	Feb 27
CA – Heat Dome and Wildfires (Appeal)	DR		X	X	Mar 5



FEMA

Declaration Amendments

Declaration	Number	Issued	Action
FEMA-4691-DR-TN	1	Mar 8	Appoints Andrew D. Friend as FCO
FEMA-4396-DR-MP	1	Feb 5	Amends Federal funds for all assistance programs at 90% of total eligible costs



FEMA

FCO Senior Leadership COP Brief DR-4683-CA : Andrew Grant

INDIVIDUAL ASSISTANCE SUMMARY

Registrations
23,473
(as of COB 03142023)

60-Day Intake Period:
(01152023 - 03162023)

Individuals and Households Program
\$31.7 M Disbursed
(as of COB 03142023)

Month 3 of 6 Months Active Period:
(01152023 - 07152023)

Small Business Administration
1,380 Loans Approved
\$61.9 M Approved
(as of 03152023)

Housing Assistance
\$29 M Disbursed
(as of COB 03142023)

NFIP Payouts
\$20.9 M
(as of 03142023)

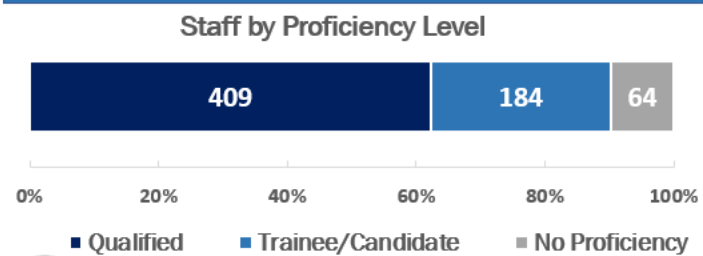
Other Needs Assistance
\$2.7 M Disbursed
(as of COB 03142023)

Transitional Shelter Assistance
0

STAFF SUMMARY

Total Staff: 657 | Coach/Evaluators: 206
Coach/Evaluator Pairings: 113

Admin Cost LOD: 13.8%



INCIDENT SUMMARY

FEMA-4683-DR-CA | FEMA-3591-EM-CA
Declaration Map

Date: 2/22/2023

Access the Incident Journal here:
<https://arcs.is/ml/9vH>
FEMA Internal Use Only

Designation

- DR-4683-CA Individual Assistance & Public Assistance (Categories A-G) 14 Counties
- DR-4683-CA Public Assistance (Category A-G) 31 Counties
- EM-3591-CA Public Assistance (Category B, Limited to DFA) 7 Counties
- County (Non Declared)

Map Description: This product illustrates geographic structure as well as the areas that have been designated for a major disaster declaration (FEMA-4683-DR-CA) and an emergency declaration (FEMA-3591-EM-CA) for Severe Winter Storms, Flooding, Landslides, and Mudslides in the State of California. All areas in the State of California are eligible to apply for assistance under the Hazard Mitigation Grant Program.

Incident Period: December 27, 2022 to January 21, 2023
Declared: January 14, 2023
Amendment 1: January 17, 2023
Amendment 2: January 18, 2023
Amendment 3: January 23, 2023
Amendment 4: January 26, 2023
Amendment 5: February 01, 2023
Amendment 6: February 06, 2023
Amendment 7: February 16, 2023
Amendment 8: February 22, 2023
Amendment 9: February 22, 2023

Source: California State Parks, Esri, HERE, Garmin, FAO, NOAA, USGS, EPA, COWI/WP
User: dhu205
Created: 2/22/2023
Spatial Reference: WGS 1984 Web Mercator Auxiliary Sphere

FCO ASSESSMENT

Priorities

- **Focus:** Support high op-tempo to set foundation for strong recovery
- **Localize registration, services** to most inundated, disadvantaged communities
- **Infrastructure:** Assist with recovery of services, operations. Begin cost recovery process.

Outcomes

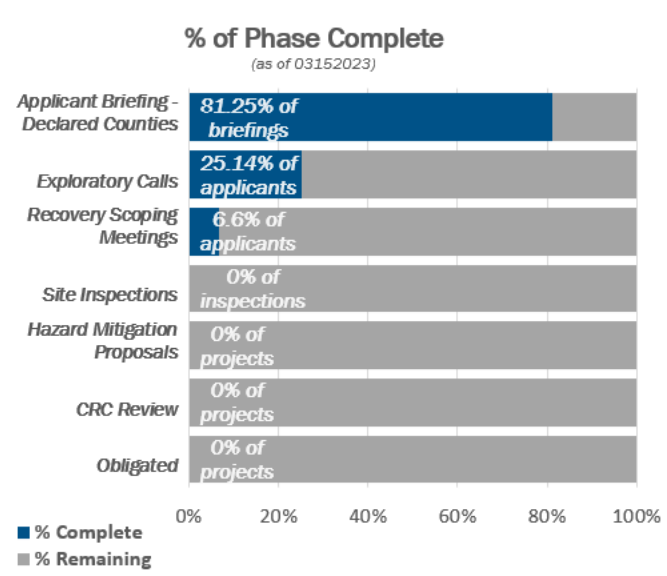
- **Infrastructure:** Water systems, dams, levees, and service capacities have been repaired, modernized, and strengthened for future disasters
- **Housing:** All survivors whose primary residences were damaged or destroyed or were displaced by the disaster have returned and re-established residence in permanent housing within the affected community

PUBLIC ASSISTANCE SUMMARY

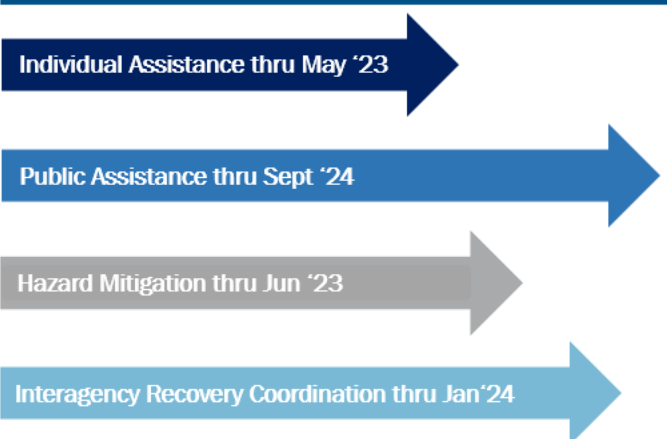
Current Requests for PA 501
Projected Applicants ~600-700

Projects 23
(Phase 2)

Projected Life of Disaster ~\$640M-\$1B



TRANSITION TIMELINE



FCO Senior Leadership COP Brief : Andrew Grant

Recovery Support Functions (RSF)

Recovery Outcomes	
Housing	Housing: Adequate, resilient, accessible, and affordable housing
	1 All survivors whose primary residences were damaged or destroyed or were displaced by the disaster have returned and re-established residence in permanent housing within the affected community
	2 Survivors can afford post-disaster permanent housing units within the affected community without post- disaster assistance
	3 Post-disaster permanent housing units in the affected community meet or exceed recognized residential codes and standards and incorporate recommended mitigation measures appropriate to the area's hazards (e.g., flooding, fire, high winds), or include resiliency measures
Economic	Economic: Sustainable, diversified and resilient economy
	1 Business activities are resumed and restored, including those local and marginalized businesses and major employers
	2 Local and state government ability to facilitate and regulate business activities is restored
	3 Tax base and revenue streams from businesses are restored
	4 Communities have Comprehensive Economic Development Strategies that measures the recovery process
	5 Financial activities essential to credit and insurance coverage and flows are restored
Community Recovery	Community Recovery: Resilient recovery of SLTT communities
	1 Community Conditions Assessment + Community Profiles
	2 Status of emergency plans, such as the Mitigation plan and Pre-Disaster Recovery Plan
	3 Community engagement and communication strategy is in place for long-term recovery plan or strategy
	4 Mitigation and recovery projects have been implemented
	5 Inclusive communications strategy developed for long-term recovery planning or strategy

Recovery Outcomes	
Infrastructure	Infrastructure: Restored, modernized, hardened and resilient systems
	1 Power systems and fuel delivery services have been repaired, modernized, and strengthened for future disasters
	2 Water systems, dams, levees, and service capacities have been repaired, modernized, and strengthened for future disasters
	3 Communications systems and services have been repaired, modernized, and strengthened against future disasters
	4 Public and private transportation systems, to include those supporting marginalized areas are repaired and reliable
5 Government and PNP facilities have been repaired , modernized and strengthened for future disasters	
Health & Social Services	HSS: Sustainable and resilient health education and social service systems
	1 Households have safe drinking water and no hazardous and toxic materials
	2 Healthcare providers have resumed capacity to meet chronic or long-term health needs, as well as primary and emergency care
	3 Ensure survivors are provided necessary behavioral health and disaster case management services.
	4 Social Assistance programs that support vulnerable populations, e.g., have resumed delivery of financial and other materiel support and services to vulnerable segments of the community's population
	5 Schools are fully operational & providing full academic programs and can provide a safe, sanitary, and supportive environment
Natural Cultural Resources	NCR: Restored, preserved, risk-resistant and resilient resources
	1 Natural resources in the affected community, to include socially marginalized, have been restored to protect people and ecosystems
	2 Resources associated with entertainment, education, recreation, and tourism have been repaired, and public accessibility restored
	3 Access to raw material and other commodities that sustain the local economy has been restored
	4 Sites and artifacts associated with the community's heritage and identity have been stabilized/protected, and public accessibility to these sites has been restored



FCO Senior Leadership COP Brief : Andrew Grant



Recovery Outcomes

INFRASTRUCTURE: Restored, modernized, hardened and resilient systems and HOUSING: Adequate, resilient, accessible and affordable housing

Outcome Indicator (2): Water systems, dams, levees, and service capacities have been repaired, modernized, and strengthened for future disasters

Outcome Indicators (1): All survivors whose primary residences were damaged or destroyed or were displaced by the disaster have returned and re-established residence in permanent housing within the affected community

Across DR-4683-CA

1. *Keep a Common Operating Picture (Unity of Effort)*
 2. *Act with Efficiency, High-Op tempo*
 3. *Operate In-Depth*
 4. *Manage Continued PDAs with Current Operations*
- RSF Activation
 - IRC and RSFs activated; already focused on longer-term, specialized services and housing needs
 - Impacts/Specialized Projects
 - Irregular Projects
 - Schools, U.S. Postal Service, stabilizing water infrastructure (watershed basins), Federal land, Tribal land debris removal
 - Equities
 - Highly localized with strong forward presence and with built-in redundancy – ability to shift, embed resources (IA and PA)
 - Climate Change
 - State-originated goal of 75% 406 Inclusion (50% precedent established)
 - Disadvantaged community support with tribal callout – top priority
 - Data Analytics
 - PPI deep-dive
 - CalOES-led economic analysis
 - DINS, PDAs, Registration Intake analysis (#s, time, location)
 - For vectoring, size & scope

Centers of Impact - Santa Cruz & Merced Counties

Keep community local, support business community recovery, provide bridge to low-cost, accessible housing repair/recovery, facilitate farm worker lay-off challenges.

- Multiple joint DRC/LAC operations
 - Targeted, task-organized outreach
- IA programs offsetting costs to unemployed labor; USDA, CDFA, SBA programs key to recovery
- Combined tourism/ag sector impacts in many areas
- Previous fire disaster impacts
- Extant housing shortage, homelessness challenges

Food & Agriculture Sector

Support migrant farm workers through state and federal interagency coordination.

- 22 counties impacted based on County Commissioners of Agriculture survey
 - 15 of 22 counties reported estimated damages totaling \$1.4 B
 - 8 of 15 counties that reported estimated damages designated for IA
- Top Impacts/Concerns
 - Crop loss, planting delays/disruptions, future yield loss, tree loss/damage, land damage, livestock loss, irrigation damage, soil erosion, rural housing, infrastructure damage, flood damage, equipment damage, building damage, transportation routes
- USDA-specific assistance programs socialization

Limiting Factors: California severe housing shortage, multiple fire disaster years = spent resources & local response/recovery staff turnover, current high fuel and product costs, & overburdened public works and public utility community.

Specific, Local Limitations (in addition to Limiting Factors): Limited local flood disaster recovery experience, patchwork of public/private water infrastructure/management practices, large counties with very unique pockets of needs assistance.



FEMA

Helping people before, during, and after disasters.



Scan to subscribe to this briefing.